

[54] MAGNETIC MEMO HOLDER

[75] Inventors: Ruediger Eihorn, Katonah; Lee R. Chasen, Port Chester, both of N.Y.

[73] Assignee: Coats & Clark, Inc., Stamford, Conn.

[**] Term: 14 Years

[21] Appl. No.: 206,044

[22] Filed: Nov. 12, 1980

[51] Int. Cl. D19-99

[52] U.S. Cl. D19/91; D6/114; D8/373; D11/104; D11/136; D19/97

[58] Field of Search D19/65, 42, 75, 77, D19/86, 87, 90, 94, 97, 91; D20/18, 29-33, 40, 43; D11/133, 136, 104; D8/373; D13/99; 40/600; 211/DIG. 1; 248/206 A; D6/114

[56] References Cited

U.S. PATENT DOCUMENTS

- D. 234,583 3/1975 Ehrlich D20/33
- D. 241,307 9/1976 Hoskins D11/136
- D. 253,150 10/1979 Heckler D6/114

OTHER PUBLICATIONS

Miles Kimball Cat. 1973, p. 39, top right.

Primary Examiner—George P. Word



Attorney, Agent, or Firm—Burgess, Ryan and Wayne

[57] CLAIM

The ornamental design for a magnetic memo holder, substantially as shown and described.

DESCRIPTION

FIG. 1 is a perspective view of a magnetic memo holder showing our new design;
 FIG. 2 is a front elevational view thereof;
 FIG. 3 is a rear elevational view thereof;
 FIG. 4 is a left side elevational view thereof;
 FIG. 5 is a right side elevational view thereof;
 FIG. 6 is a top plan view thereof; and
 FIG. 7 is a bottom plan view thereof.



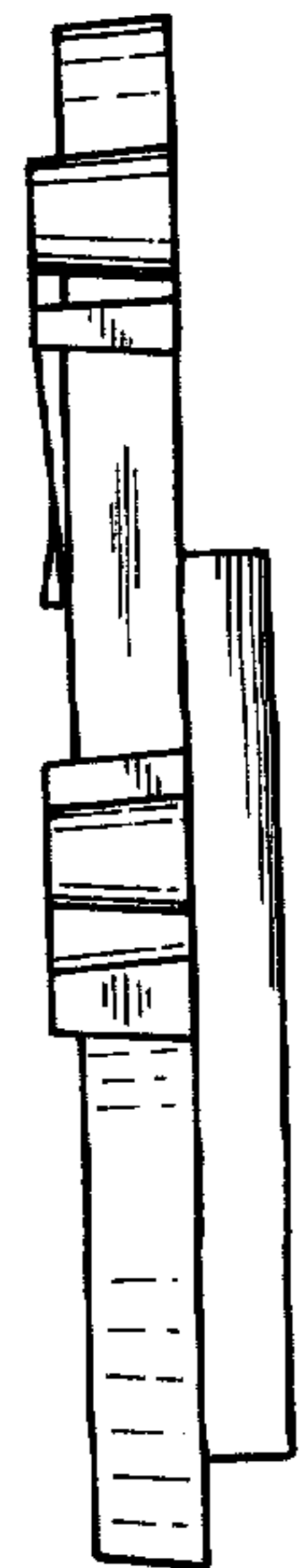

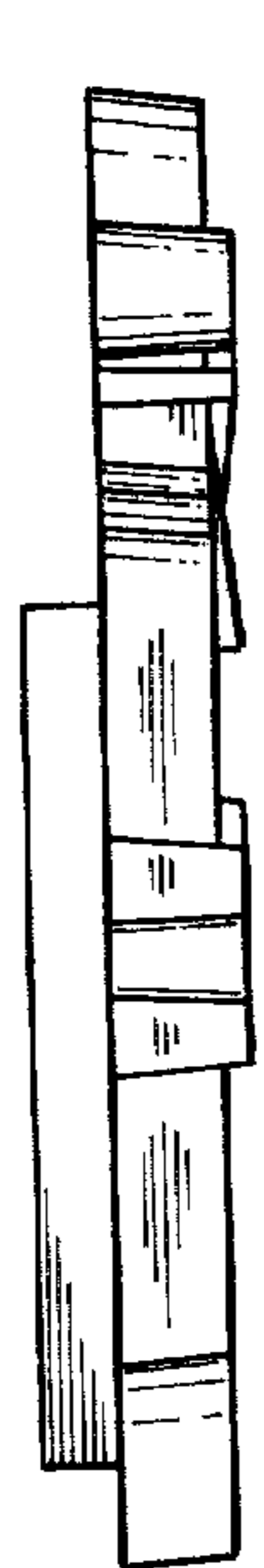
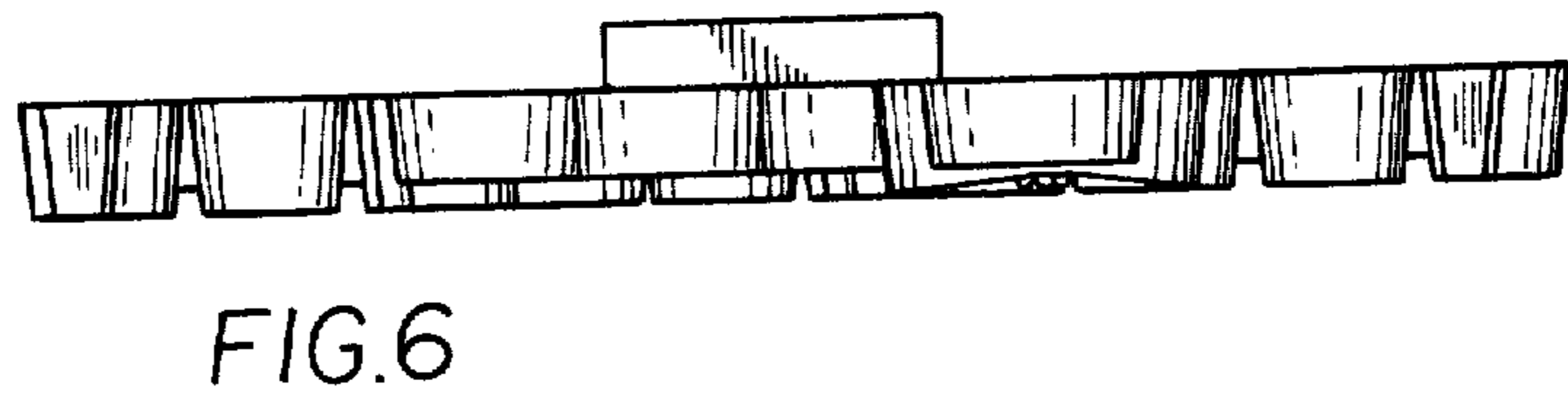
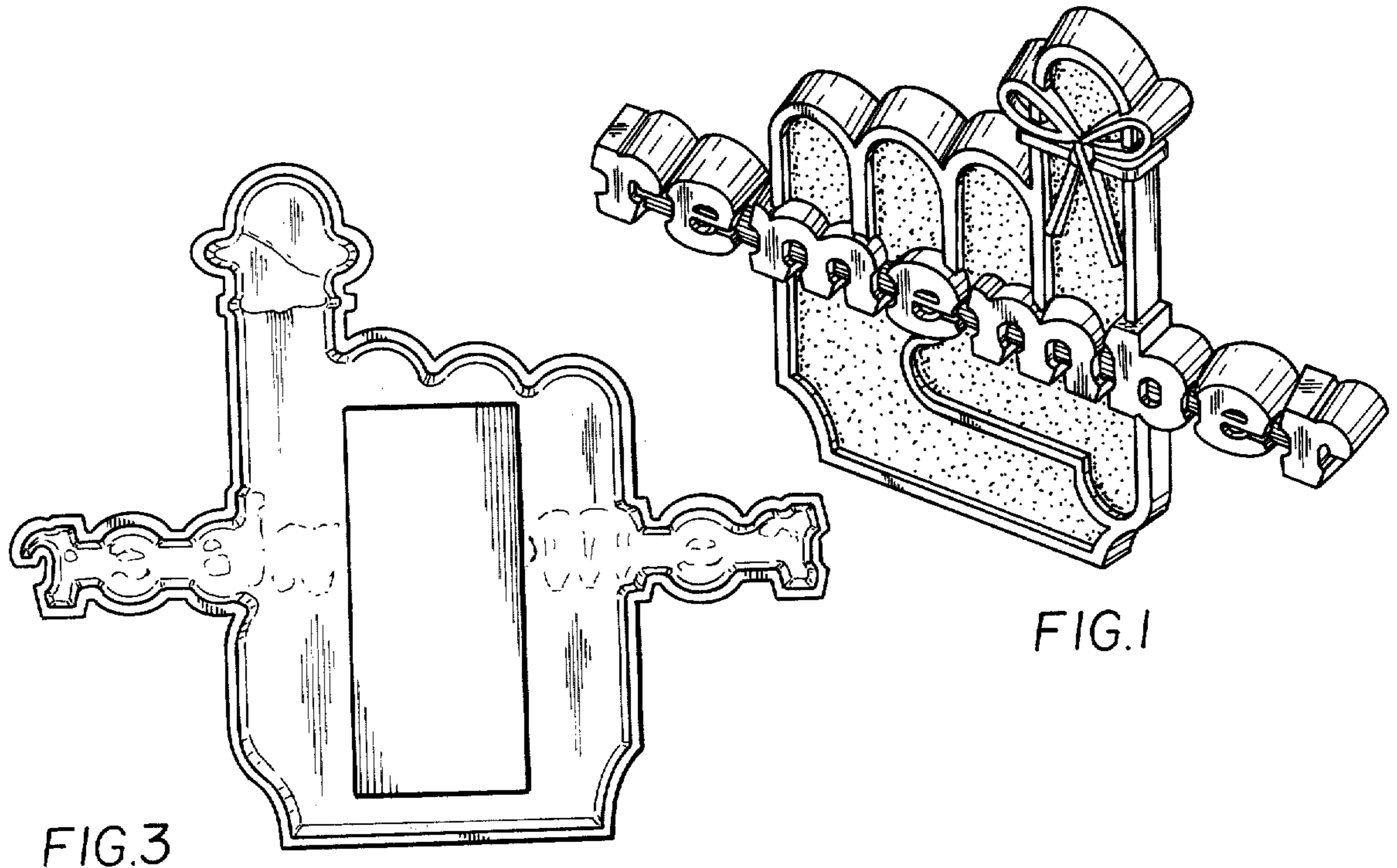


FIG. 4

FIG. 5



FIG. 7