

[54] **WALL RAIL FOR HAND SHOWERS**
 [75] Inventor: **Andreas Haug**, Altensteig, Fed. Rep. of Germany
 [73] Assignee: **Hans Grohe GmbH & Co. KG**, Fed. Rep. of Germany
 [**] Term: **14 Years**
 [21] Appl. No.: **149,373**
 [22] Filed: **May 13, 1980**

[30] **Foreign Application Priority Data**
 Nov. 15, 1979 [DE] Fed. Rep. of Germany ... MR 980 0B

[51] Int. Cl. **D06-06**
 [52] U.S. Cl. **D6/86; D6/99**
 [58] Field of Search **D6/86, 99; 4/596, 600, 4/605; 248/75; D23/34, 35**

[56] **References Cited**
U.S. PATENT DOCUMENTS
 D. 186,098 9/1959 Smith D6/99
 D. 218,619 9/1970 Young D6/99
 D. 240,178 6/1976 Johansen D6/86
 D. 254,461 3/1980 Tegner D6/99

2,956,767 10/1960 Unetic D6/99 X
 3,837,013 9/1974 Davis et al. 4/605
 4,174,822 11/1979 Larsson 248/75

FOREIGN PATENT DOCUMENTS

536157 11/1955 Italy 248/75

OTHER PUBLICATIONS

Domestic Engineering, Oct. 1960, p. 123, top center item.
 House Beautiful, Oct. 1964, p. 216, lower left item.


Primary Examiner—James R. Largen
Attorney, Agent, or Firm—Steele, Gould & Fried

[57] **CLAIM**

The ornamental design for a wall rail for hand showers, as shown.

DESCRIPTION

FIG. 1 is a perspective view of a wall rail for hand showers, showing my new design,
 FIG. 2 is a top plan view thereof,
 FIG. 3 is a left side elevational view thereof,
 FIG. 4 is a front elevational view thereof,
 FIG. 5 is a right side elevational view thereof,
 FIG. 6 is a rear view thereof.



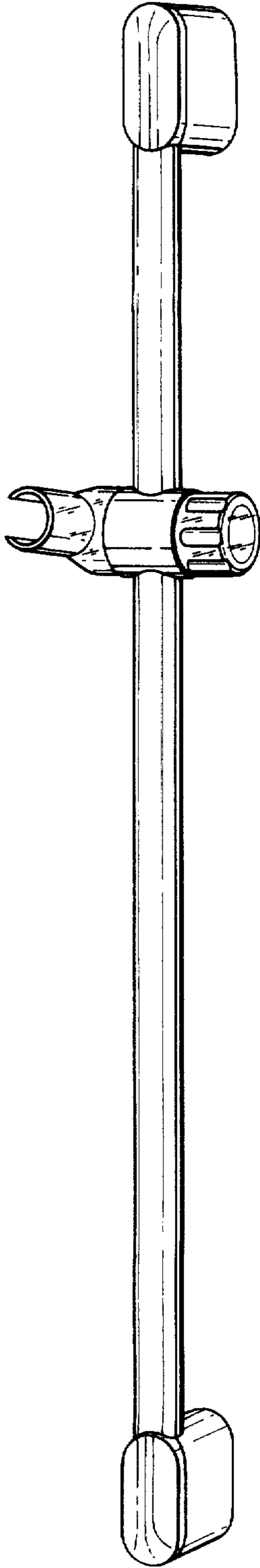


FIG. 1

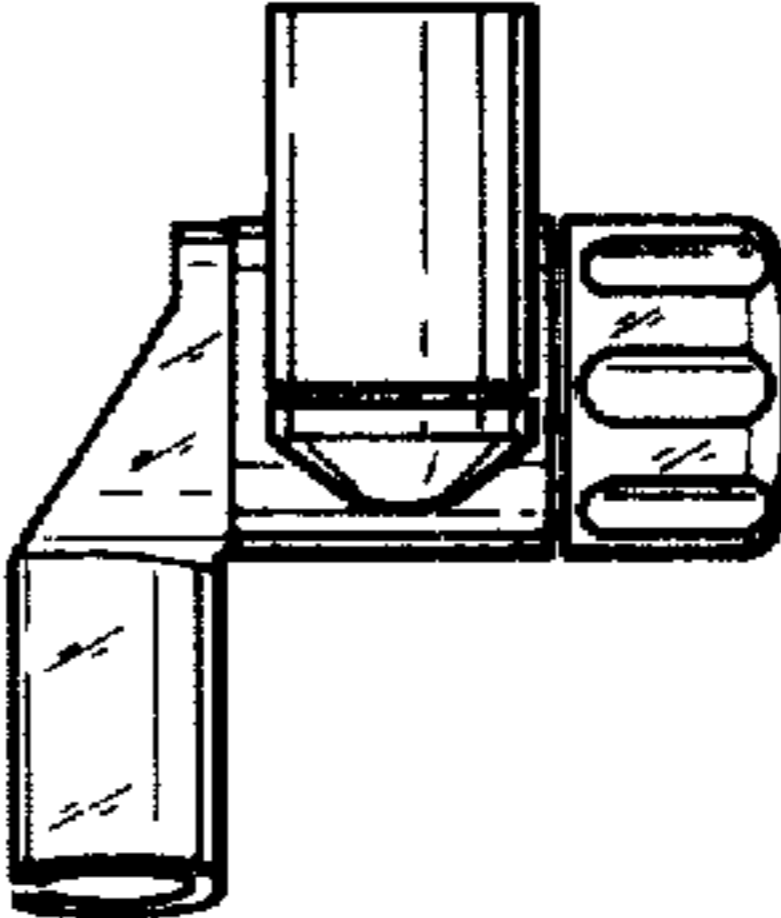


FIG. 2

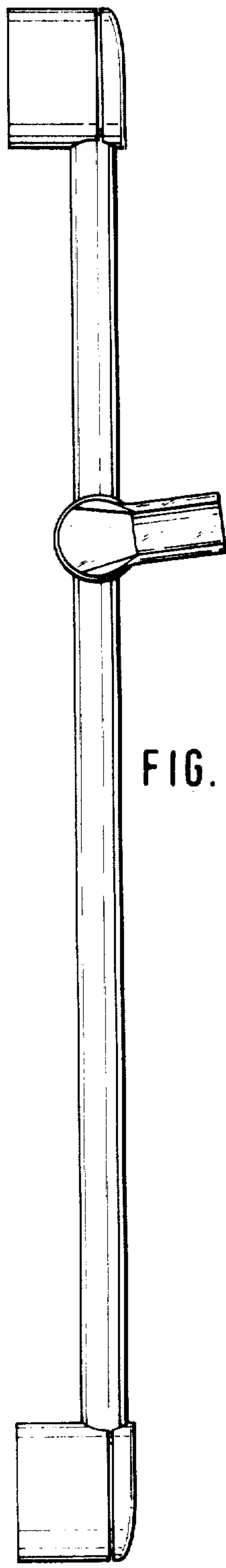


FIG. 3

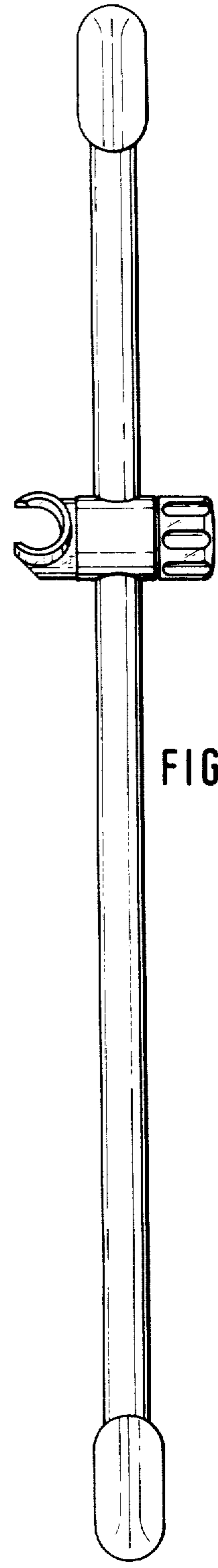


FIG. 4

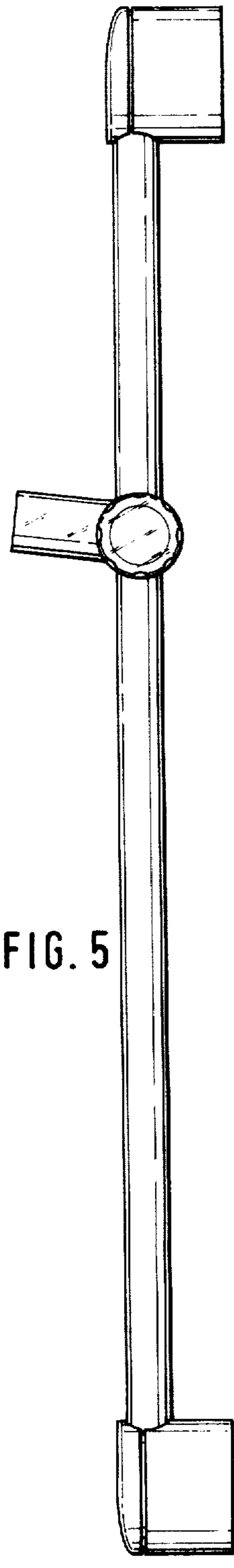


FIG. 5

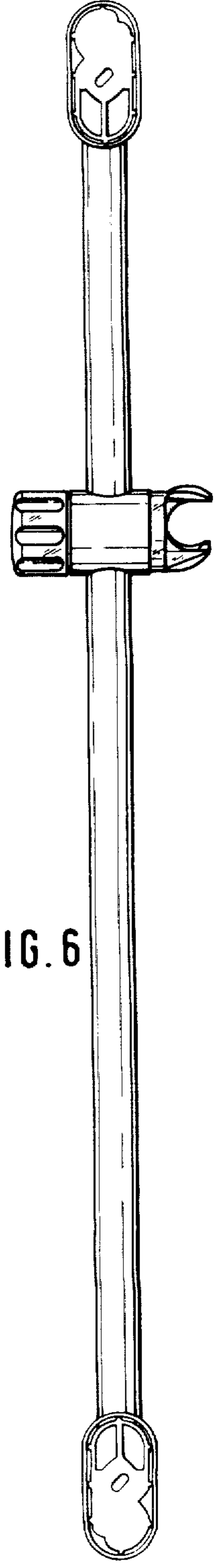


FIG. 6