

[54] AUTOMATIC DIALING APPARATUS FOR TELEPHONE

[75] Inventors: Kenji Nakamura; Miwaji Ikeya, both of Aichi, Japan

[73] Assignee: Nippondenso Co., Ltd., Kariya, Japan

[**] Term: 14 Years

[21] Appl. No.: 159,434

[22] Filed: Jun. 13, 1980

[30] Foreign Application Priority Data

Dec. 24, 1979 [JP] Japan 54-54559

[51] Int. Cl. D14-03

[52] U.S. Cl. D14/66; D14/59; D14/60

[58] Field of Search D14/59, 65, 66, 60; 179/90 BB, 90 BD, 178, 179, 100 D, 100 R, 90 AD

[56] References Cited

U.S. PATENT DOCUMENTS

D. 232,363 8/1974 Se-Kit D14/60

D. 246,042 10/1977 Fossella et al. D14/53
D. 250,533 12/1978 Renard D14/66
D. 250,647 12/1978 Breger D14/59
3,074,059 1/1963 Flavan 179/90 AD

Primary Examiner—Bernard Ansher
Attorney, Agent, or Firm—Cushman, Darby & Cushman

[57] CLAIM

The ornamental design for an automatic dialing apparatus for telephone, as shown and described.

DESCRIPTION

FIG. 1 is a top front perspective view of an automatic dialing apparatus for a telephone showing my new design;

FIG. 2 is a top plan view thereof;

FIG. 3 is a bottom plan view thereof;

FIG. 4 is a front elevation thereof;

FIG. 5 is a left side elevation thereof;

FIG. 6 is a rear elevation thereof;

FIG. 7 is a top plan view similar to FIG. 2 but in a display mode; and

FIG. 8 is a top front perspective view, the broken lines representing the telephone are shown for illustrative purposes only.




FIG. 1




FIG. 2

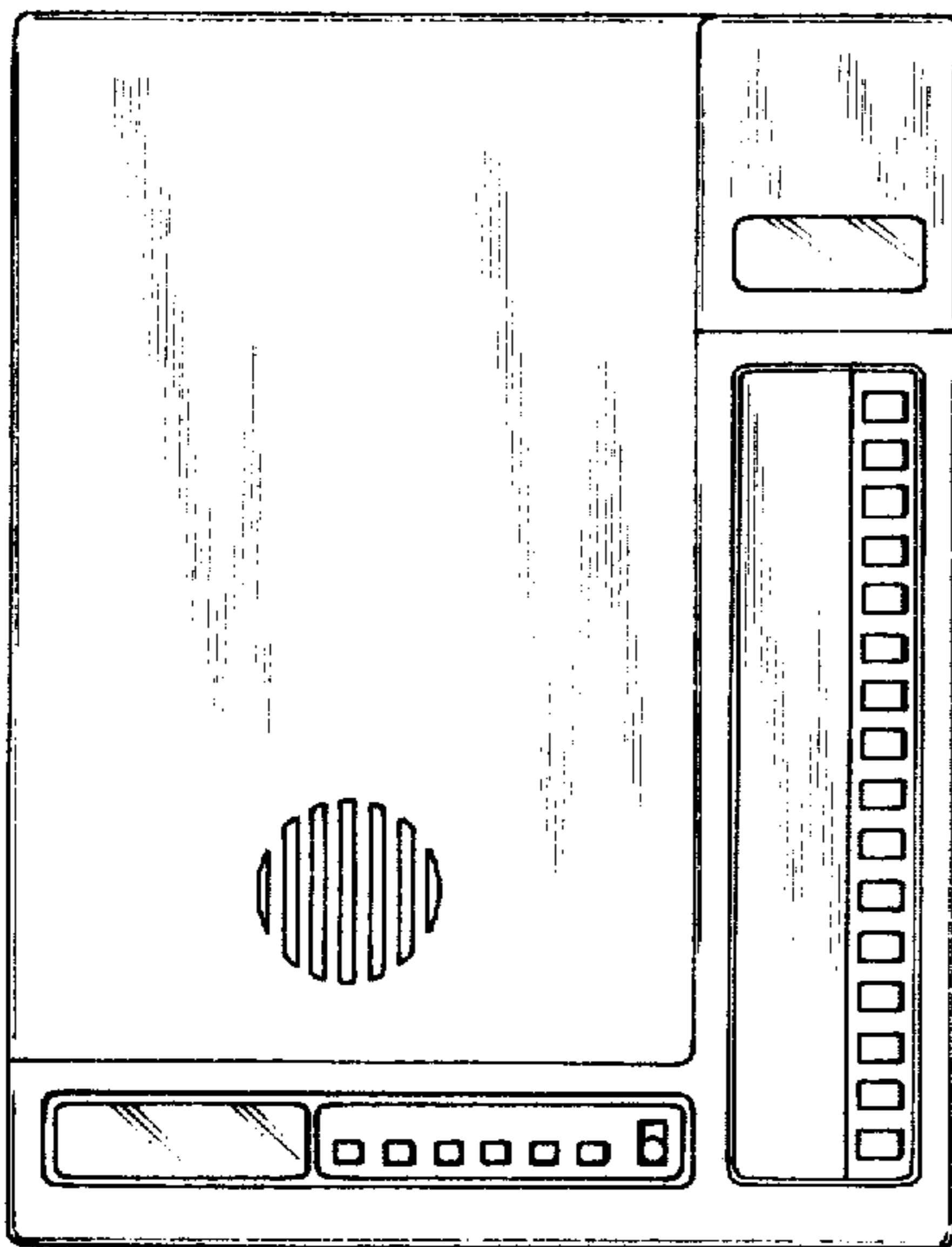


FIG. 3




FIG. 4




FIG. 5




FIG. 6




FIG. 7

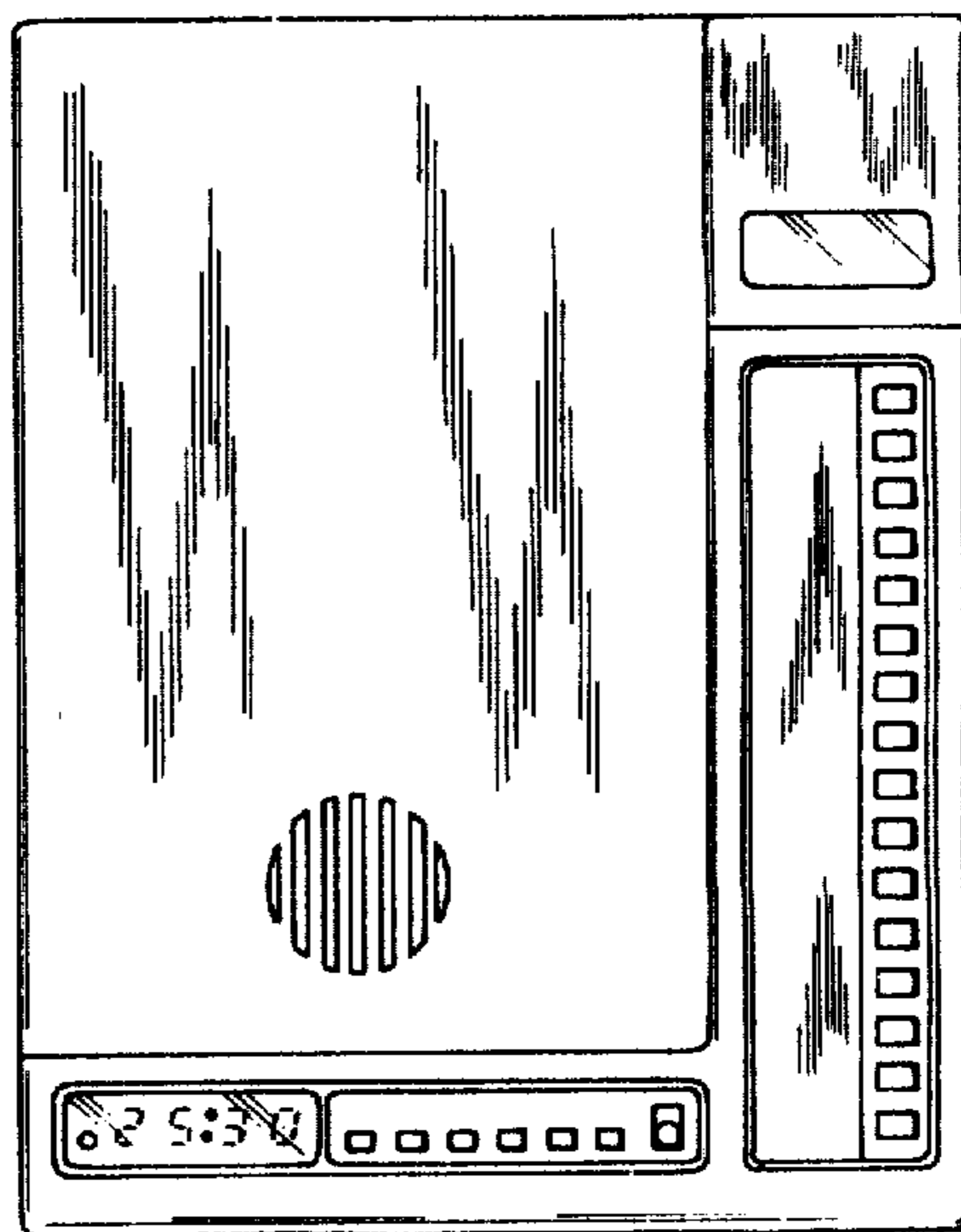


FIG. 8

