

[54] BOAT

[76] Inventors: Urban W. Simon, R.R. #1, C51, Council Grove, Kans. 66846; Gene L. Simon, 1800 W. 26th St., Topeka, Kans. 66611

[\*\*] Term: 14 Years

[21] Appl. No.: 161,898

[22] Filed: Jun. 23, 1980

[51] Int. Cl. .... D12-06

[52] U.S. Cl. .... D12/310; D12/314

[58] Field of Search ..... D12/310, 314; 114/61, 114/292

[56] References Cited

U.S. PATENT DOCUMENTS

- D. 195,706 7/1963 Siegel ..... D12/310
- D. 199,341 10/1964 Bodiford ..... D12/310
- D. 215,506 9/1969 Jones ..... D12/310

- D. 221,190 7/1971 Bonneson et al. .... D12/314 X
- D. 226,988 5/1973 Albertson ..... D12/310
- D. 230,316 2/1974 Hull ..... D12/310
- D. 233,029 10/1974 Wiles, Sr. et al. .... D12/310
- D. 238,797 2/1976 Goldfarb et al. .... D12/310 X
- 4,141,309 2/1979 Halboth ..... 114/61

Primary Examiner—Alan P. Douglas  
Attorney, Agent, or Firm—John H. Widdowson

[57] CLAIM

The ornamental design of a boat, substantially as shown and described.

DESCRIPTION

FIG. 1 is a side elevation view of a boat embodying the design of our invention;  
 FIG. 2 is a side elevation view of the boat, showing the side opposite that of FIG. 1;  
 FIG. 3 is a top view of the boat;  
 FIG. 4 is a bottom view of the boat;  
 FIG. 5 is a rear elevation view of the boat; and  
 FIG. 6 is a front elevation view of the boat.

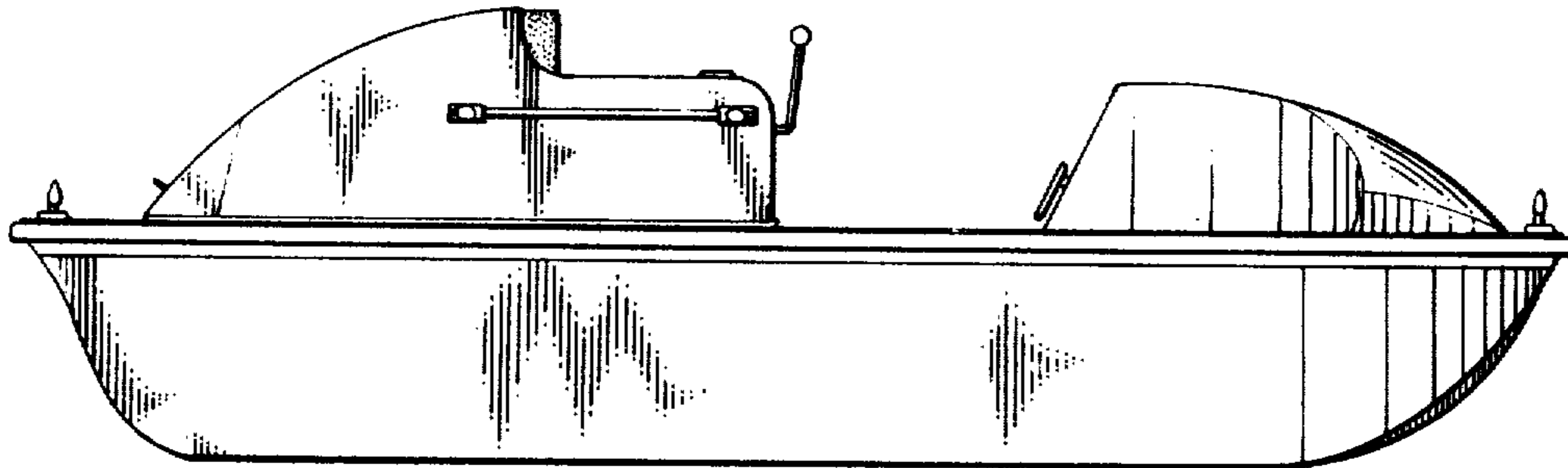


FIG. 1

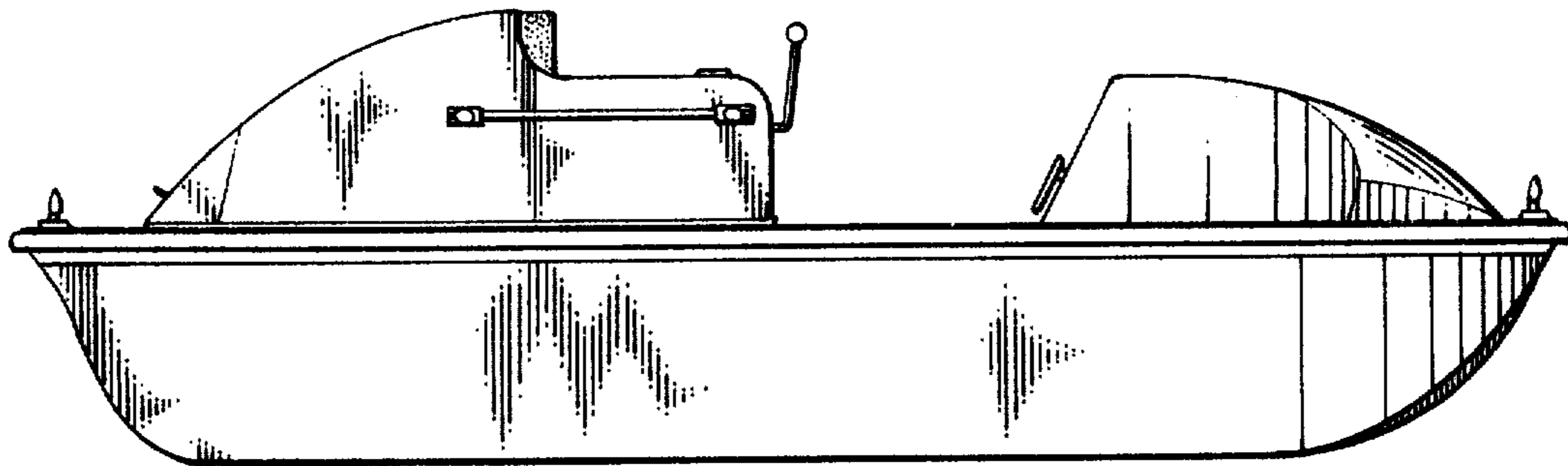


FIG. 2

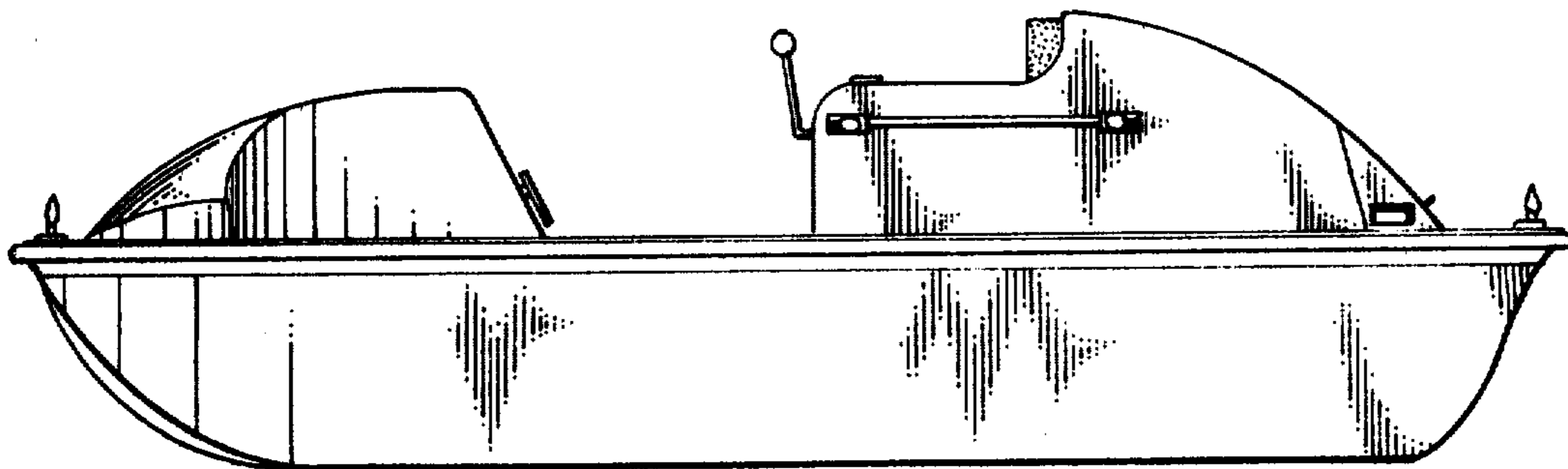


FIG. 3

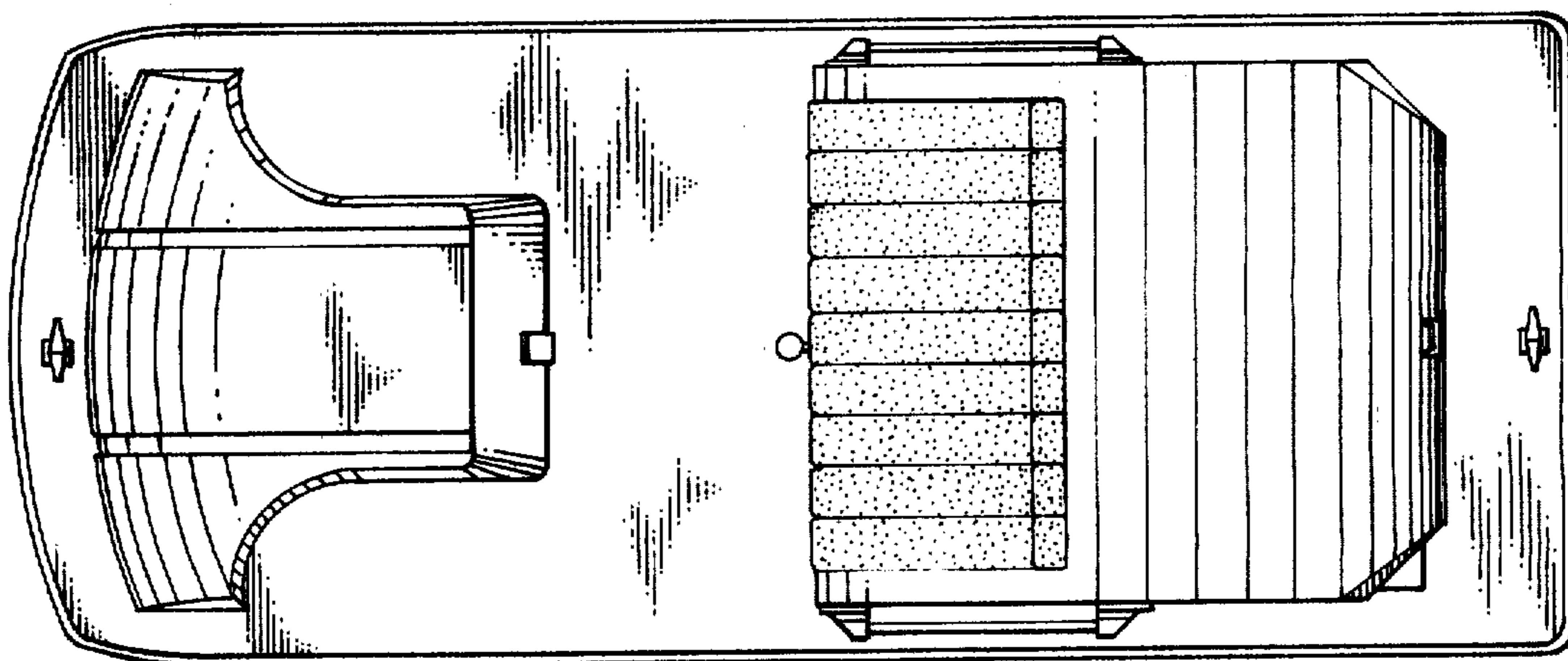


FIG. 4


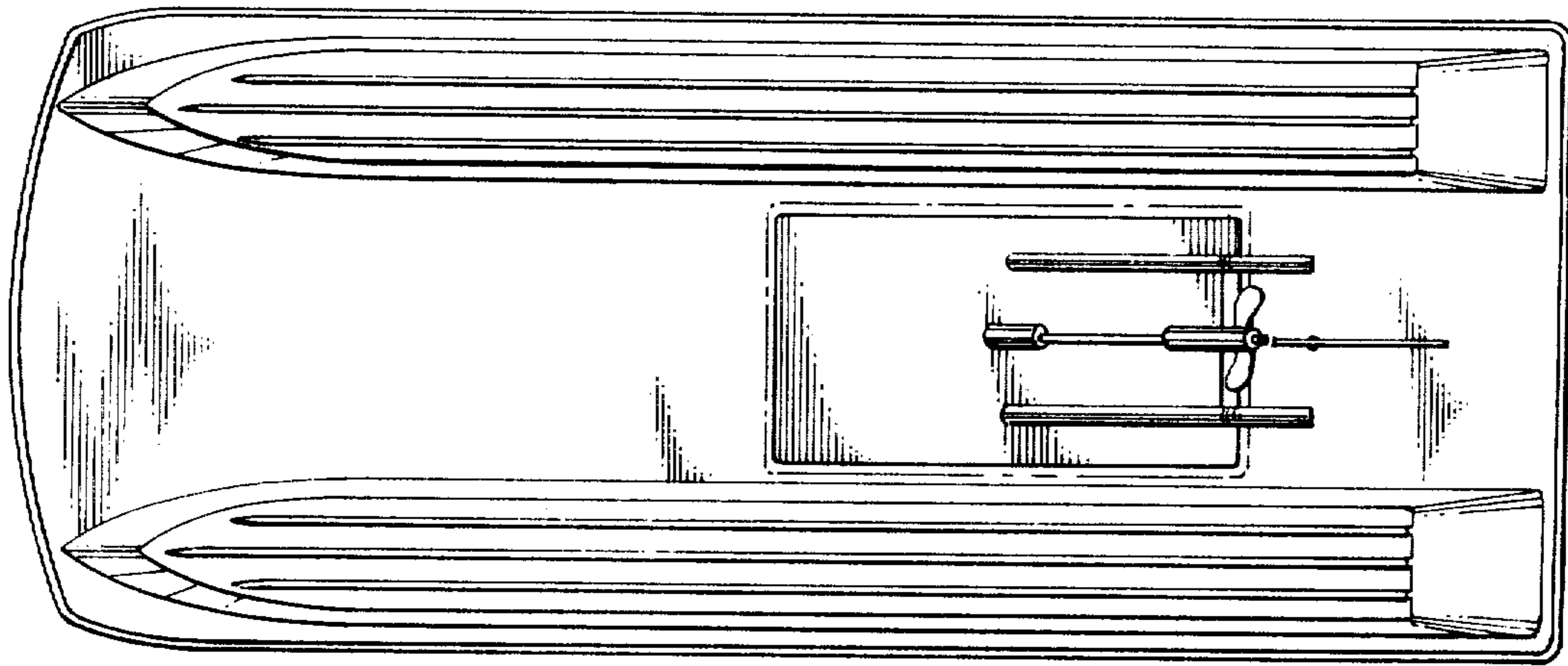


FIG. 5

FIG. 6

