

[54] **COMPARTMENTED PACKAGING CONTAINER**

[76] Inventors: **William R. McIntosh**, 2300 NW. 78th Ave.; **John R. McIntosh**, 8721 NW. 24th Ct., both of Sunrise, Fla. 33322

[**] Term: **14 Years**

[21] Appl. No.: **81,942**

[22] Filed: **Oct. 4, 1979**

[51] Int. Cl. **D9-03**

[52] U.S. Cl. **D9/345**

[58] Field of Search **D9/341-345;**
229/10, 15, 27; 206/433, 564, 521, 523, 588-590

[56] **References Cited**

U.S. PATENT DOCUMENTS

- D. 26,119 9/1896 Spilka D9/341
- D. 26,729 3/1897 Jacques D9/341

- D. 170,846 11/1953 Bassler D9/345
- D. 183,370 8/1958 Raymond D9/345
- 3,286,834 11/1966 English, Jr. D9/341


Primary Examiner—Robert C. Spangler
Attorney, Agent, or Firm—Joseph Zallen

[57] **CLAIM**

The ornamental design for a compartmented packaging container, as shown and described.

DESCRIPTION

FIG. 1 is an exploded perspective view of a compartmented packaging container showing our new design; FIG. 2 is a top plan view; FIG. 3 is an end elevational view on a reduced scale, the opposite end being the same in appearance; FIG. 4 is a side elevational view on a reduced scale, the opposite side being the same in appearance; FIG. 5 is a bottom plan view on a reduced scale; and FIG. 6 is a sectional view taken along line 6-6 of FIG. 2.



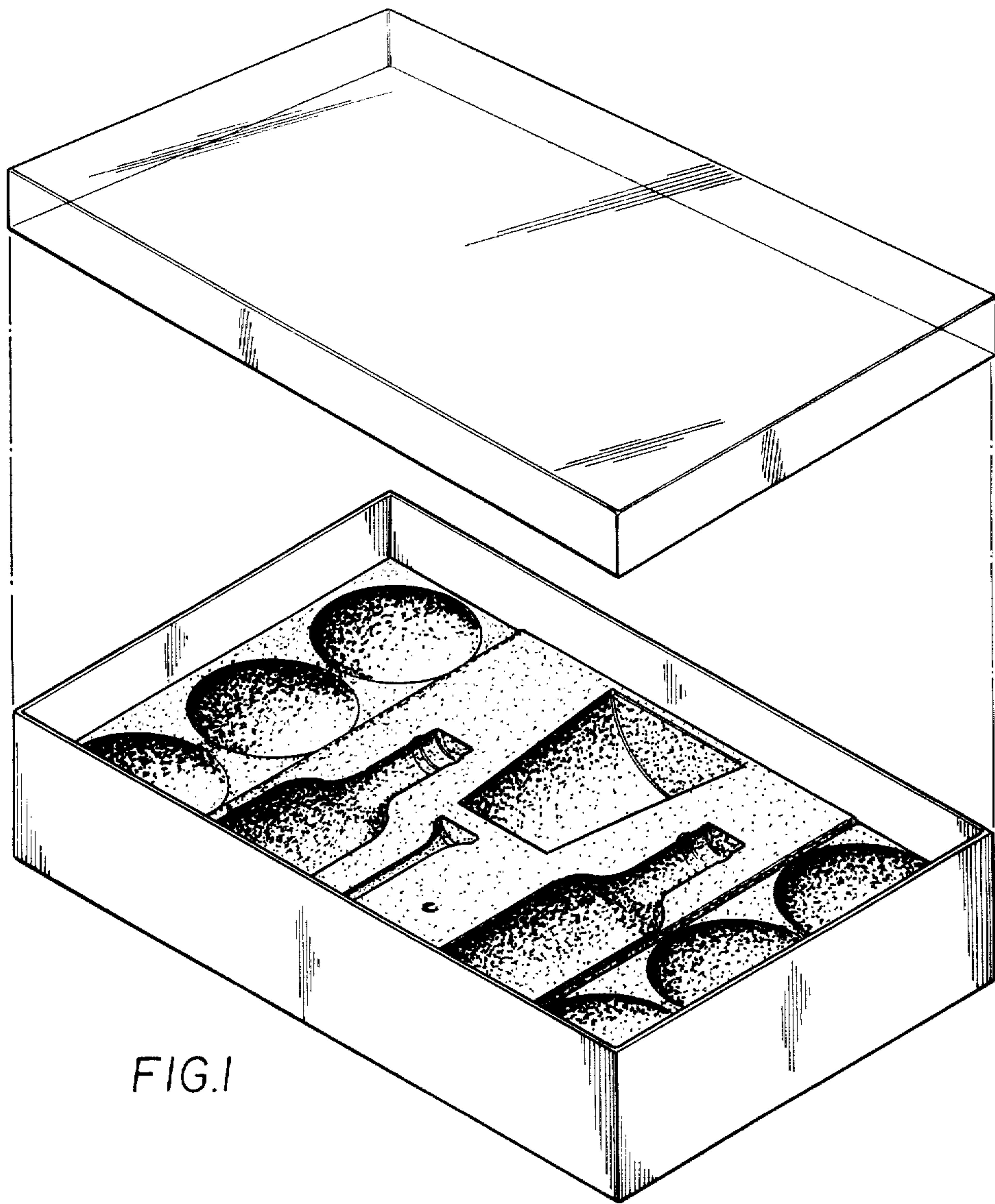


FIG. 1

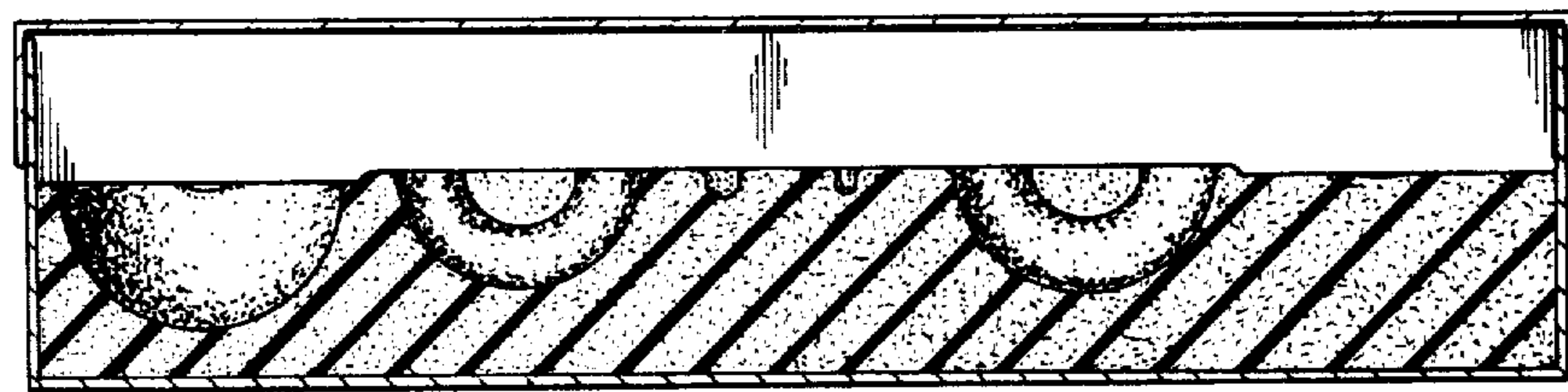


FIG. 6




FIG. 2




FIG. 3




FIG. 4




FIG. 5