

[54] SUSPENSION ARM FOR SUPPORTING A LOAD SUCH AS A WIRE OR CABLE

[76] Inventor: **Karl B. Sikstrom**, Lilla Gransgatan 2, S-971 00 Malmberget, Sweden

[**] Term: **7 Years**

[21] Appl. No.: **130,041**

[22] Filed: **Mar. 13, 1980**

[30] **Foreign Application Priority Data**

Sep. 17, 1979 [SE] Sweden 79-2050

[51] Int. Cl. **D8-08**

[52] U.S. Cl. **D8/356; D8/373; D8/385**

[58] Field of Search D8/373, 385, 356, 349; 248/58, 60, 1, 217.11, 217.3, 309 R, 317, 343; 405/259; 411/70, 75, 80

[56] **References Cited**

U.S. PATENT DOCUMENTS

3,620,490 11/1971 Roberts 248/58
3,983,737 10/1976 Malmgren 405/259

FOREIGN PATENT DOCUMENTS

103873 6/1899 Fed. Rep. of Germany 411/80

Primary Examiner—James M. Gandy
Attorney, Agent, or Firm—Young & Thompson

[57] **CLAIM**

The ornamental design for a suspension arm for supporting a load such as a wire or cable, as shown.

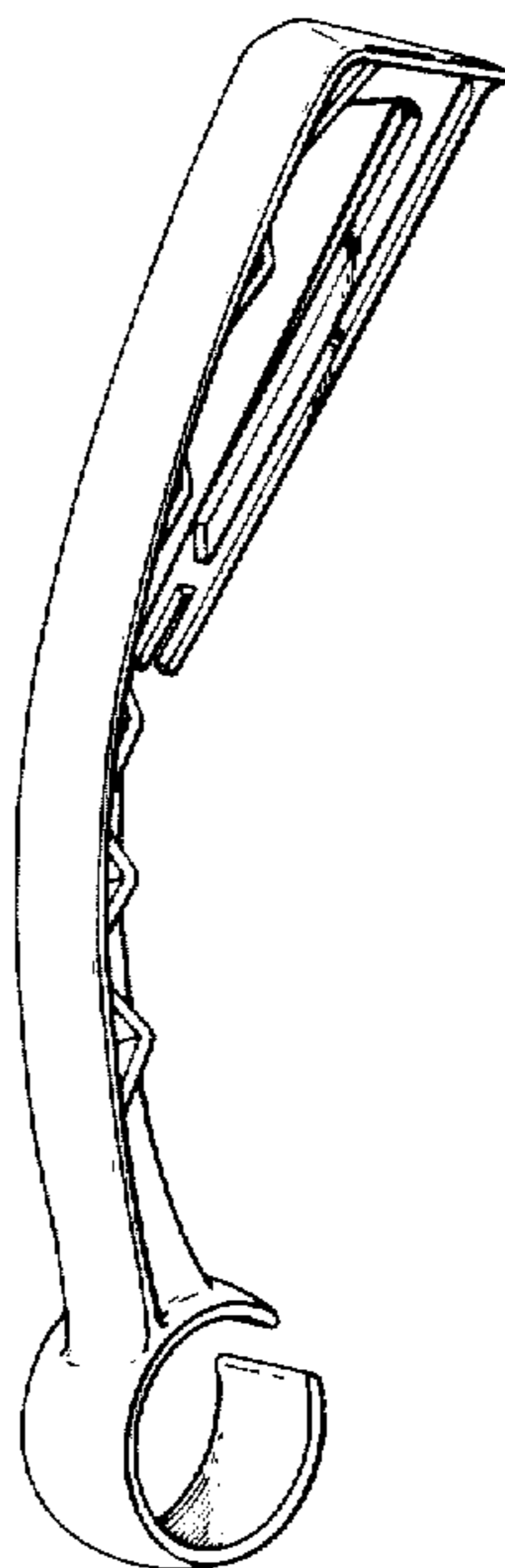
DESCRIPTION

FIG. 1 is a perspective view of a suspension arm for supporting a load such as a wire or cable, showing my new design;

FIG. 2 is a side elevational view thereof;

FIG. 3 is a side elevational view thereof showing the side opposite that shown in FIG. 2; and

FIG. 4 is a right end elevational view thereof.



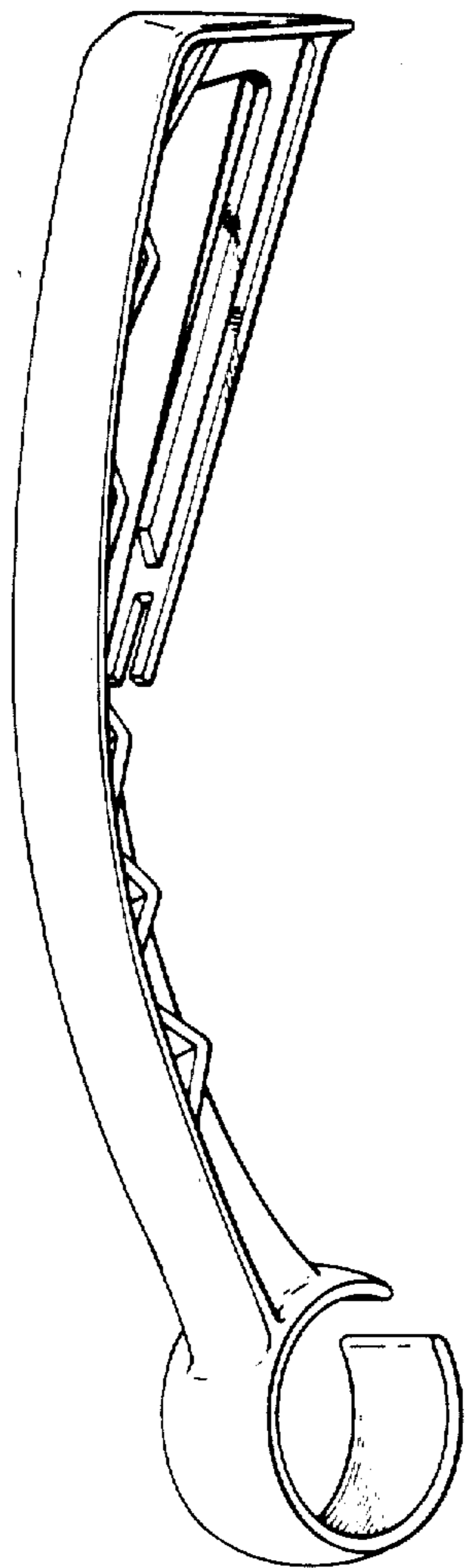


FIG. 1

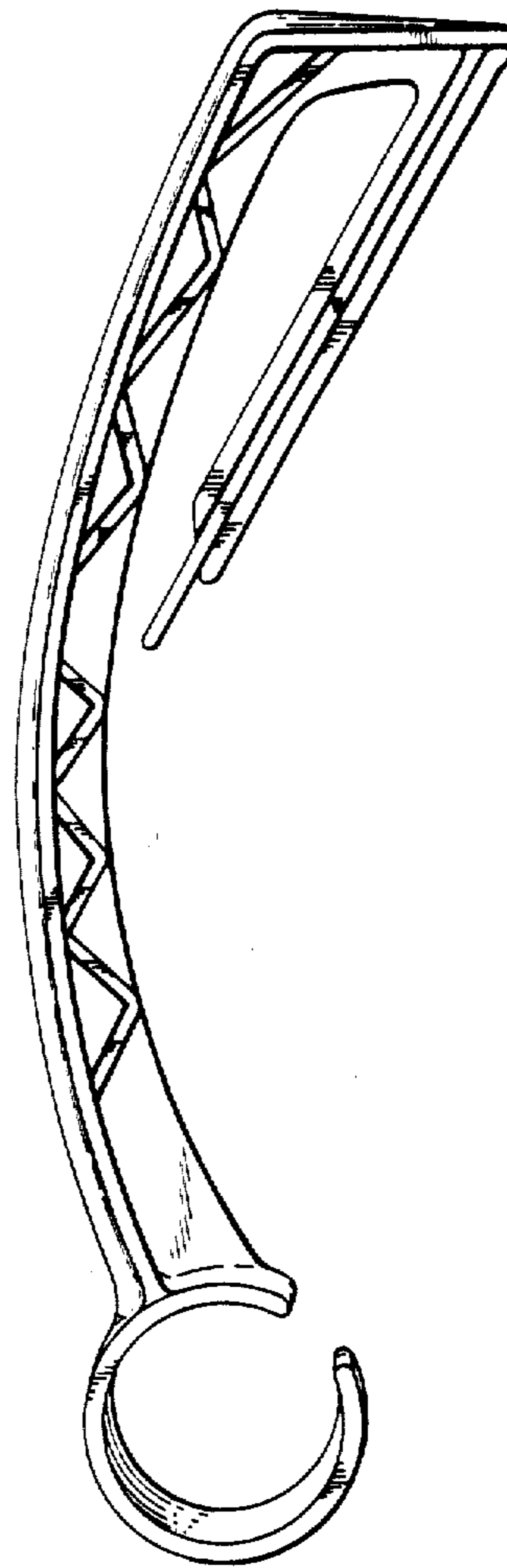


FIG. 2

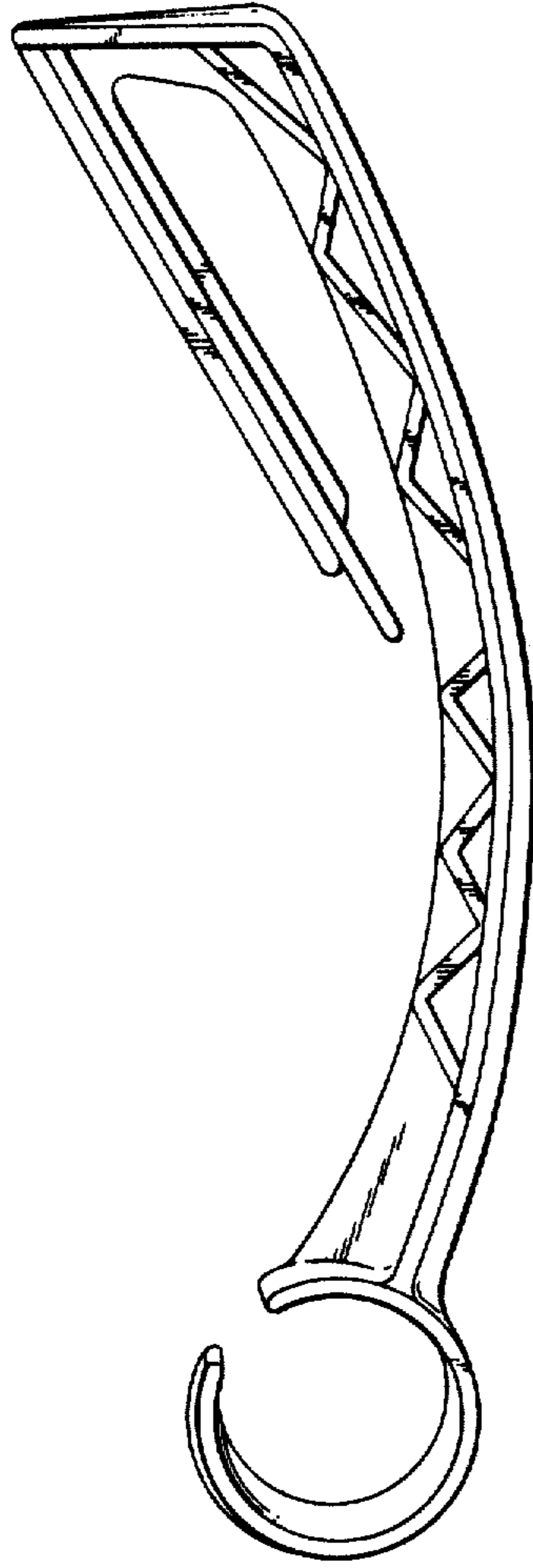


FIG. 3

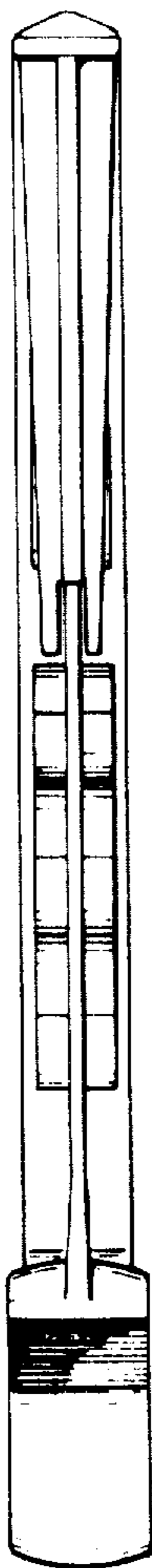


FIG. 4