

[54] COOKING DEVICE

[75] Inventors: **Lazar I. Albazi**, 1623 N. Klein, Oklahoma City, Okla. 73106; **Sargon P. Jillo**, Norman, Okla.

[73] Assignee: **Lazar I. Albazi**, Oklahoma City, Okla.

[\*\*] Term: **14 Years**

[21] Appl. No.: **147,731**

[22] Filed: **May 8, 1980**

[51] Int. Cl. .... **D07-02**

[52] U.S. Cl. .... **D7/110**

[58] Field of Search ..... **D7/107, 108, 109, 110; 126/25 R, 25 A, 25 AA, 25 B, 25 C, 29, 30, 9 R, 9 A, 9 B; 99/419, 421, 391**

[56] **References Cited**

**U.S. PATENT DOCUMENTS**

- D. 232,510 8/1974 Liakouras et al. .... D7/110
- D. 245,566 8/1977 Tomaras ..... D7/110

- 594,394 11/1897 Gibbons, Jr. .
- 2,109,079 2/1938 Zeigler et al. .
- 2,297,825 10/1942 Bobo .
- 2,975,698 3/1961 Miller .
- 3,495,524 2/1970 Miles .
- 3,564,992 2/1971 Sattes .
- 3,581,654 6/1971 Tesculia .
- 4,120,237 10/1978 Mecherlen .


*Primary Examiner*—Catherine E. Kemper  
*Attorney, Agent, or Firm*—Laney, Dougherty, Hessin & Beavers

[57] **CLAIM**

The ornamental design for cooking device, substantially as shown and described.

**DESCRIPTION**

FIG. 1 is a front elevational view of a cooking device, showing our new design;  
FIG. 2 is top plan view thereof;  
FIG. 3 is a left side elevational view thereof;  
FIG. 4 is a right side elevational view thereof;  
FIG. 5 is a perspective view thereof.



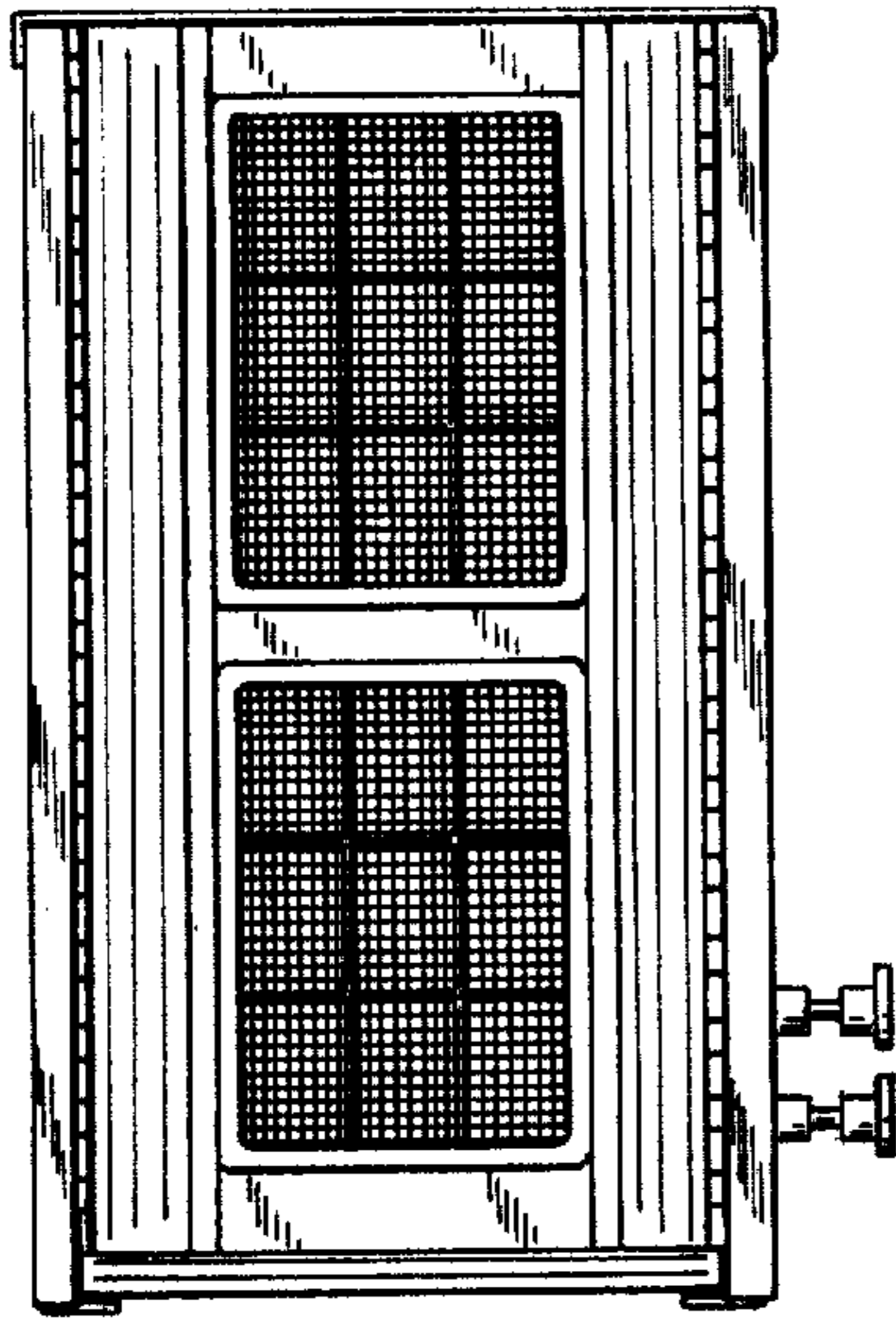


FIG. 1

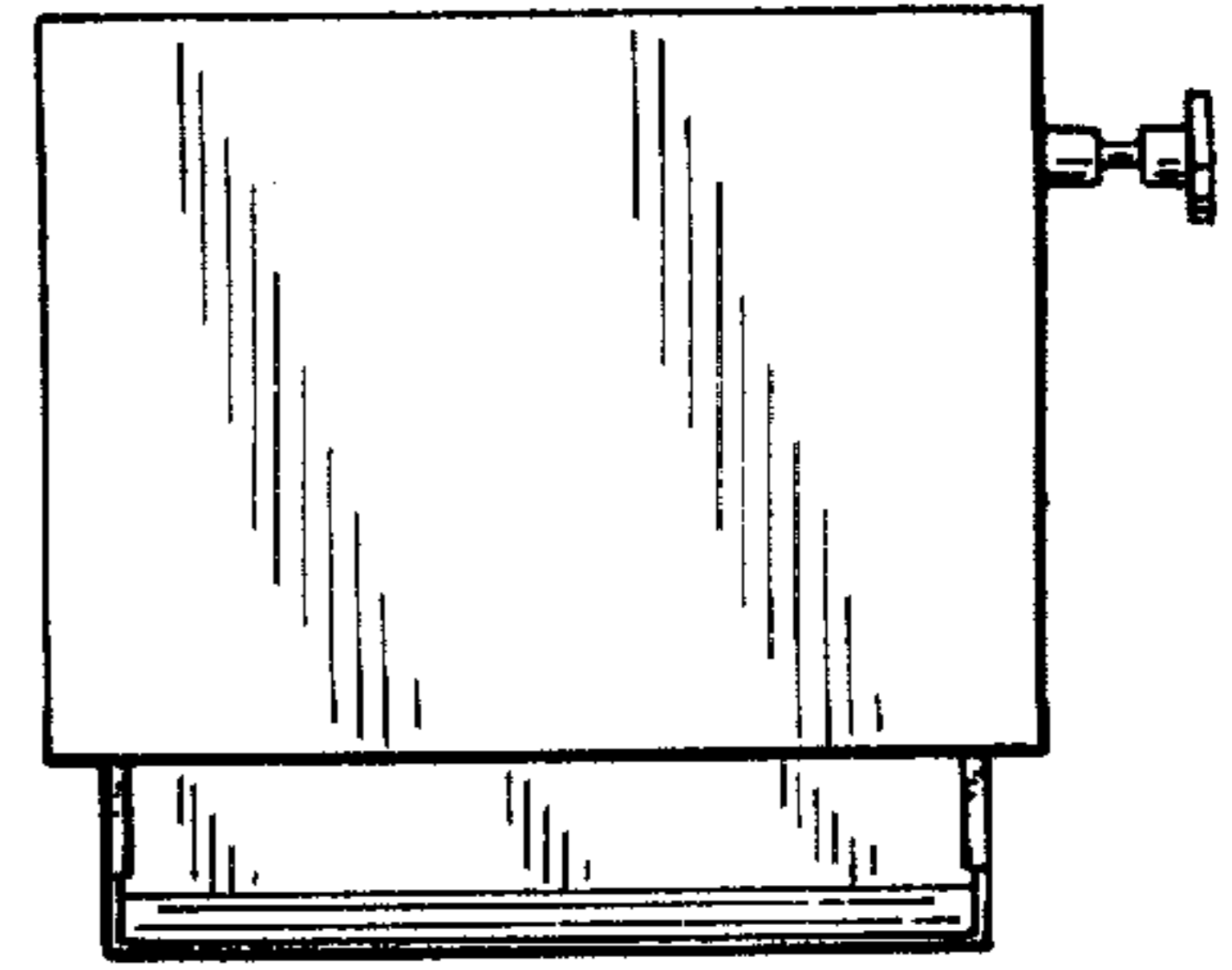


FIG. 2




FIG. 3




FIG. 4

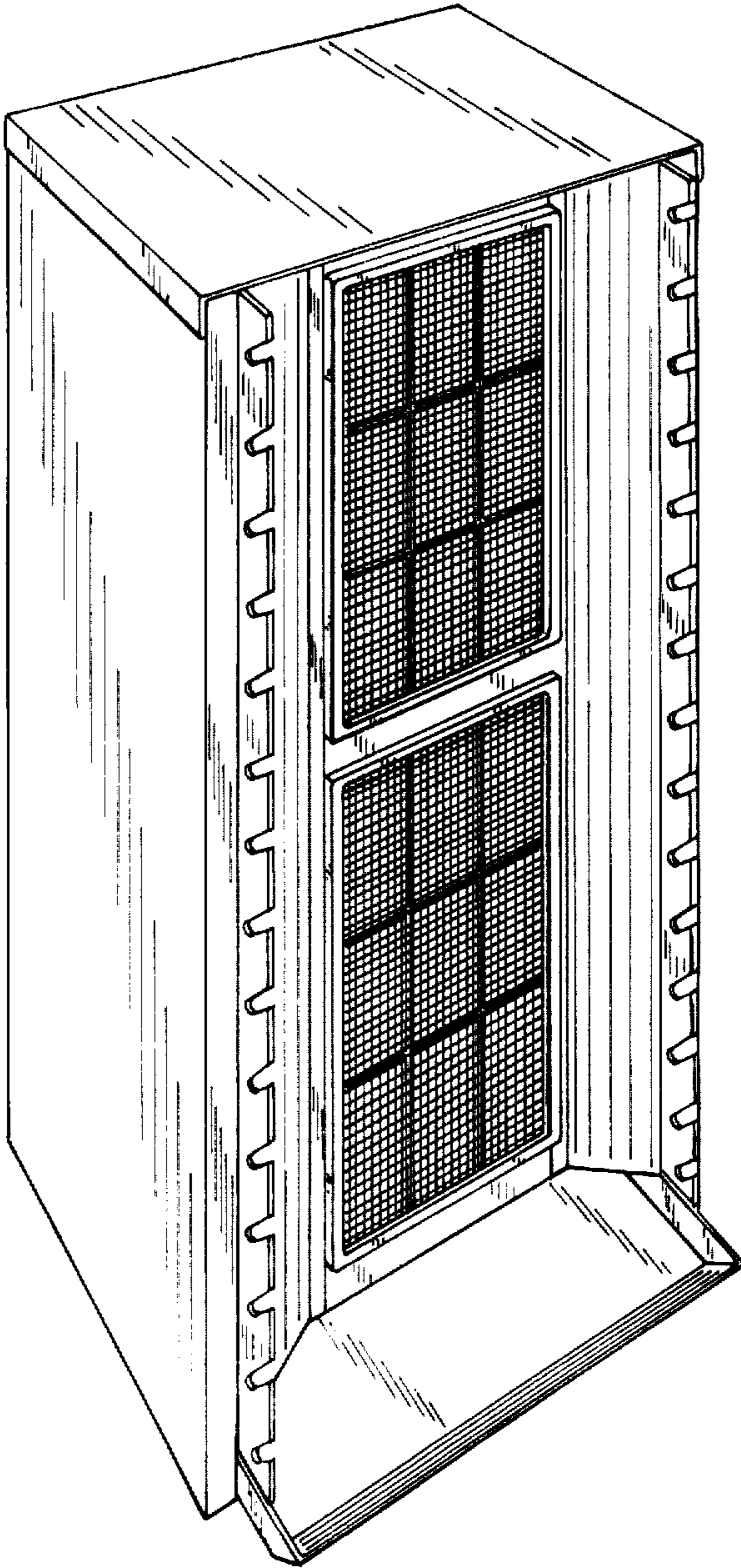


FIG. 5