

[54] SUPPORT STAND FOR TURNTABLE

[75] Inventor: Robert L. Doughty, West Hartford, Conn.

[73] Assignee: Whiting Products, Incorporated, Hamden, Conn.

[**] Term: 14 Years

[21] Appl. No.: 111,328

[22] Filed: Jan. 11, 1980

[51] Int. Cl. D6-99

[52] U.S. Cl. D6/85; D6/138; D6/179

[58] Field of Search D6/146, 26, 177, 178, D6/179, 85; D12/25

[56] References Cited

U.S. PATENT DOCUMENTS

- D. 231,542 4/1974 Munson, Jr. D6/179 X
- D. 254,281 2/1980 Kayfes D6/179
- D. 255,192 6/1980 Segal D6/179

OTHER PUBLICATIONS

Yield House Catalog, ©1970, p. 28, item 4, TV Susan.

Primary Examiner—Bruce W. Dunkins
Attorney, Agent, or Firm—Costas, Montgomery & Dorman

[57] CLAIM

The ornamental design for a support stand for turntable, as shown and described.

DESCRIPTION

FIG. 1 is a top plan view of a support stand for turntable showing my new design;
 FIG. 2 is a bottom plan view of the support stand for turntable of FIG. 1;
 FIG. 3 is a side elevational view of the support stand for turntable of FIG. 1, the opposite side elevational view being substantially identical;
 FIG. 4 is a front elevational view of the support stand for turntable of FIG. 1 looking from the left of FIG. 3, the opposite side rear elevational view being substantially identical; and
 FIG. 5 is a sectional view of the line 5—5 of FIG. 4.




Fig. 1.




Fig. 2.

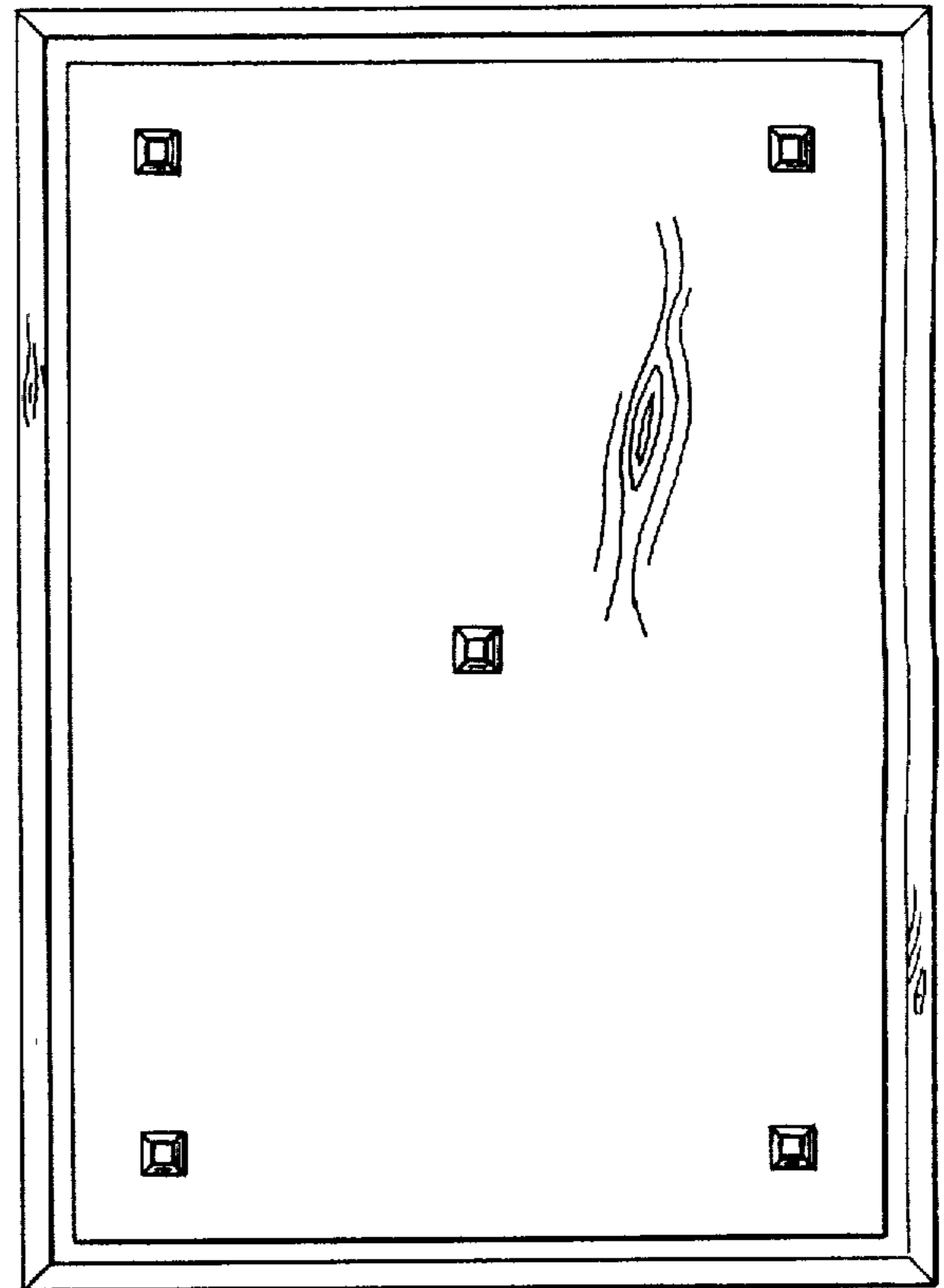


Fig. 3.

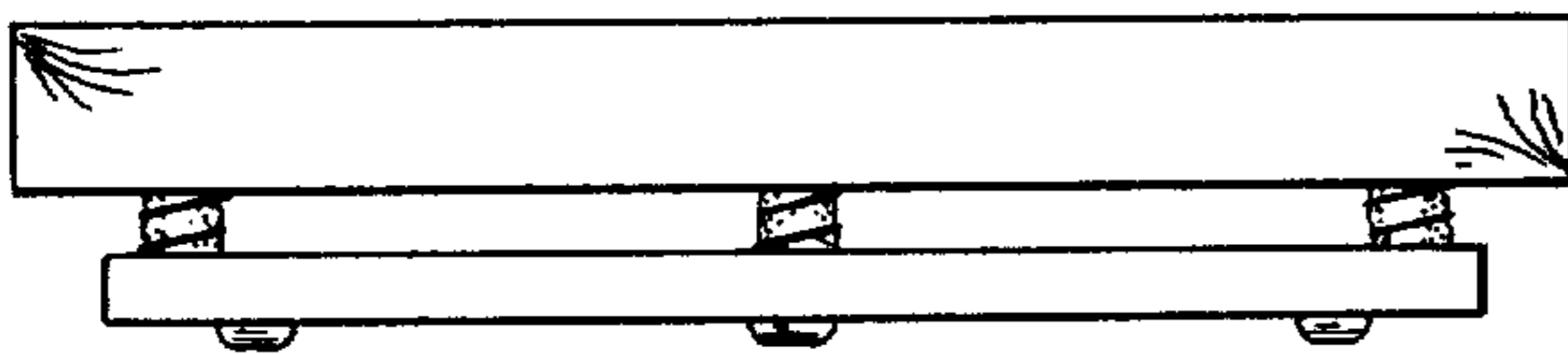


Fig. 4.




Fig. 5.

