

[54] INSERTABLE WEDGE GUARD FOR DOOR LOCKS

[76] Inventor: **Joan L. Goodman**, 11527 Wickersham, Houston, Tex. 77077

[**] Term: **14 Years**

[21] Appl. No.: **133,654**

[22] Filed: **Mar. 24, 1980**

[51] Int. Cl. **D8-07**

[52] U.S. Cl. **D8/343**

[58] Field of Search D8/10, 11, 16, 19, 20, D8/47, 343, 344, 337, 338; 411/253, 265; 292/342, 355, 240, 242, 346, DIG. 47, DIG. 20; 30/90; D7/102, 142

[56] **References Cited**

U.S. PATENT DOCUMENTS

D. 31,975	12/1899	Hunsinger, Jr.	D8/47
D. 249,018	8/1978	Costello	D8/343
D. 259,619	6/1981	Nicholson	D8/47
1,874,139	8/1932	Stone	292/355
4,103,949	8/1978	Bouloy	292/342


Primary Examiner—A. Hugo Word
Attorney, Agent, or Firm—Kenneth S. Kessler

[57] **CLAIM**

The ornamental design for an insertable wedge guard for door locks, as shown and described.

DESCRIPTION

FIG. 1 is a perspective view of the insertable wedge guard for door locks showing my new design; FIG. 2 is an overhead view thereof; FIG. 3 is a perspective end view thereof; and FIG. 4 is a side view thereof.



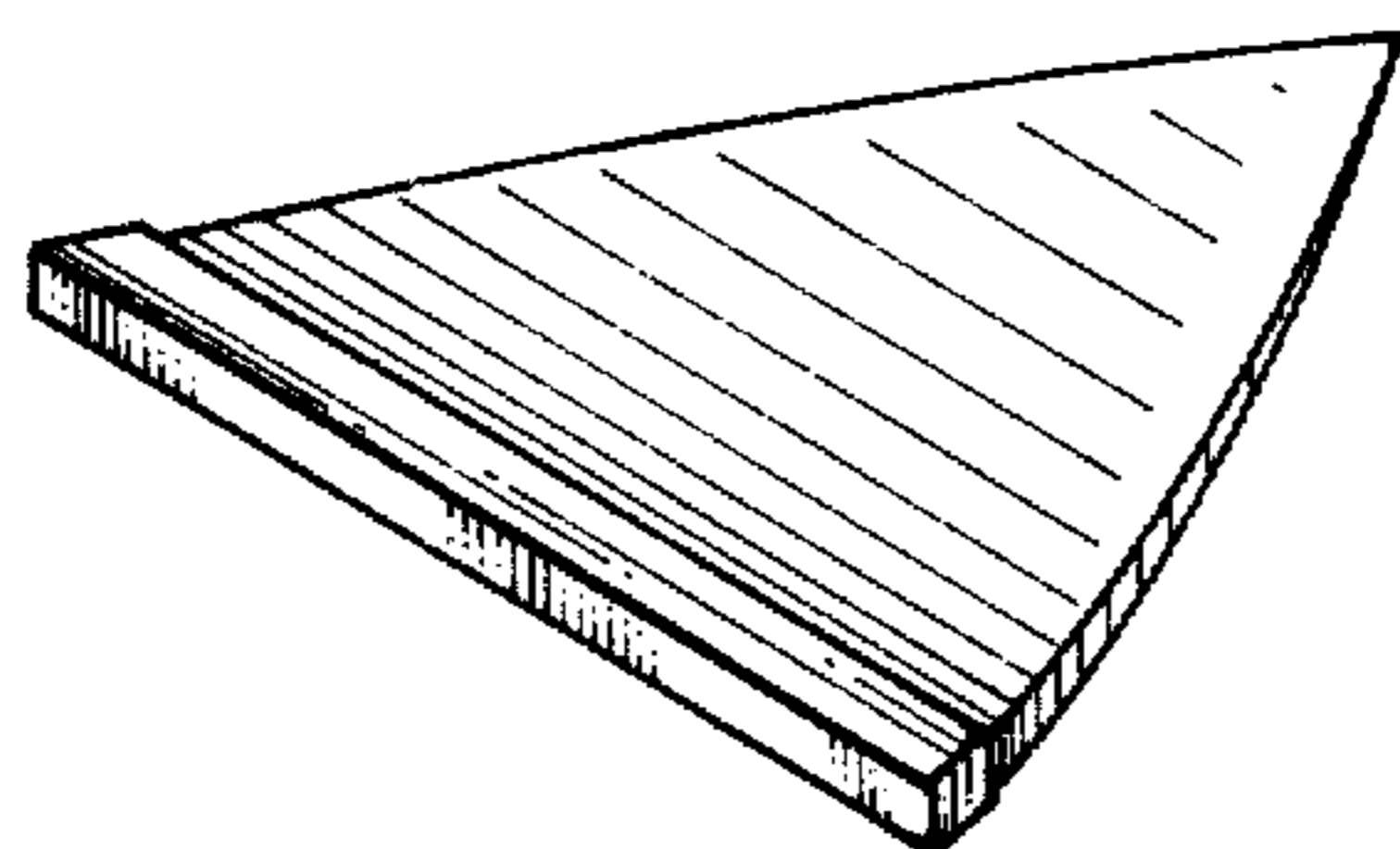


FIG. 1

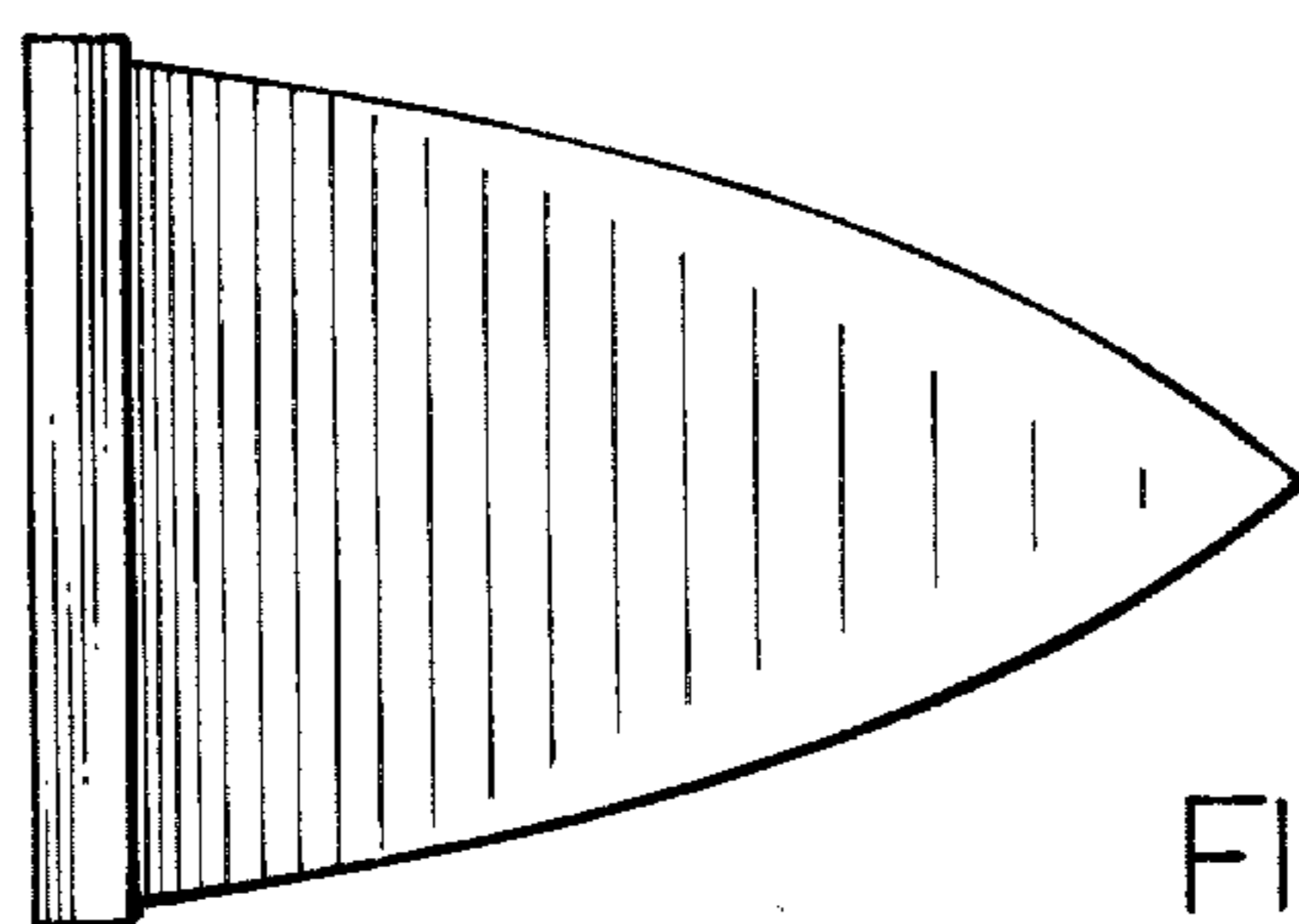


FIG. 2




FIG. 3

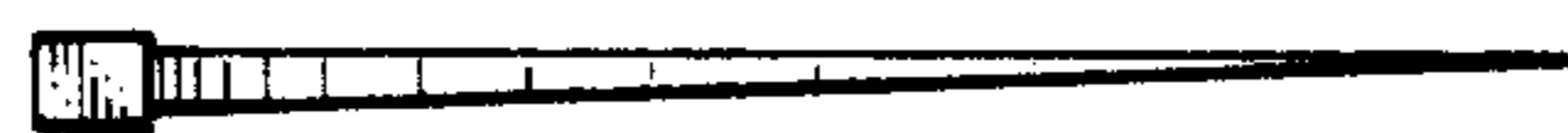


FIG. 4