

[54] COMBINED KITCHEN CABINET DOOR AND SUPPORT FRAME THEREFOR

[76] Inventors: Basil T. Moore, Rte. #2, Falls City, Nebr. 68355; Morley Zipursky, 1021 N. 63rd St., Omaha, Nebr. 68132

[**] Term: 14 Years

[21] Appl. No.: 76,044

[22] Filed: Sep. 17, 1979

[51] Int. Cl. D6-99
[52] U.S. Cl. D6/192
[58] Field of Search D6/164, 167-174, D6/192, 193; D25/85, 91

[56] References Cited

U.S. PATENT DOCUMENTS

D. 209,738 1/1968 Bachner D25/85 X
D. 214,033 5/1969 Starr D25/85 X
D. 222,775 12/1971 Sartori D6/192
D. 233,394 10/1974 Keller D6/192
3,748,009 7/1973 Stone D6/167 X

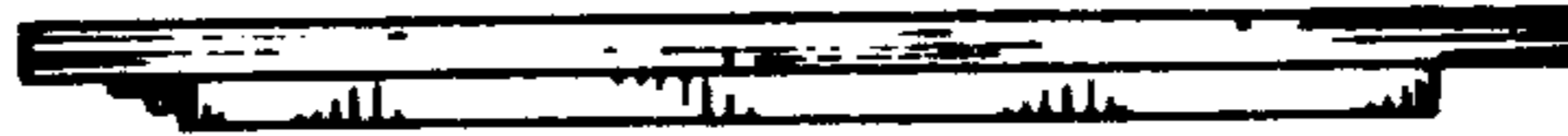
Primary Examiner—Bruce W. Dunkins
Attorney, Agent, or Firm—Henderson & Sturm

[57] CLAIM

The ornamental design for a combined kitchen cabinet door and support frame therefor, substantially as shown and described.

DESCRIPTION

FIG. 1 is a top plan view of the combined kitchen cabinet door and support frame therefor showing our new design;
FIG. 2 is a front elevational view thereof;
FIG. 3 is a rear view;
FIG. 4 is a side elevational view taken from the left hand side of FIG. 2;
FIG. 5 is a right elevational view taken from the right hand side of FIG. 2;
FIG. 6 is a perspective view showing the door in an open position;
FIG. 7 is a perspective view showing the door in a closed position;
FIG. 8 is a bottom plan view thereof; and
FIG. 9 is a cross sectional view taken along lines 9-9 of FIG. 2.



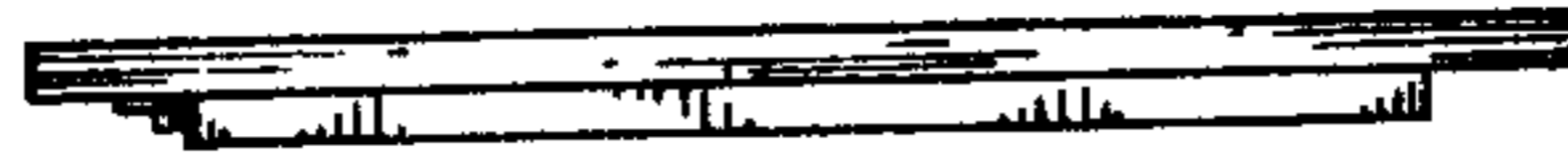


Fig. 1




Fig. 2

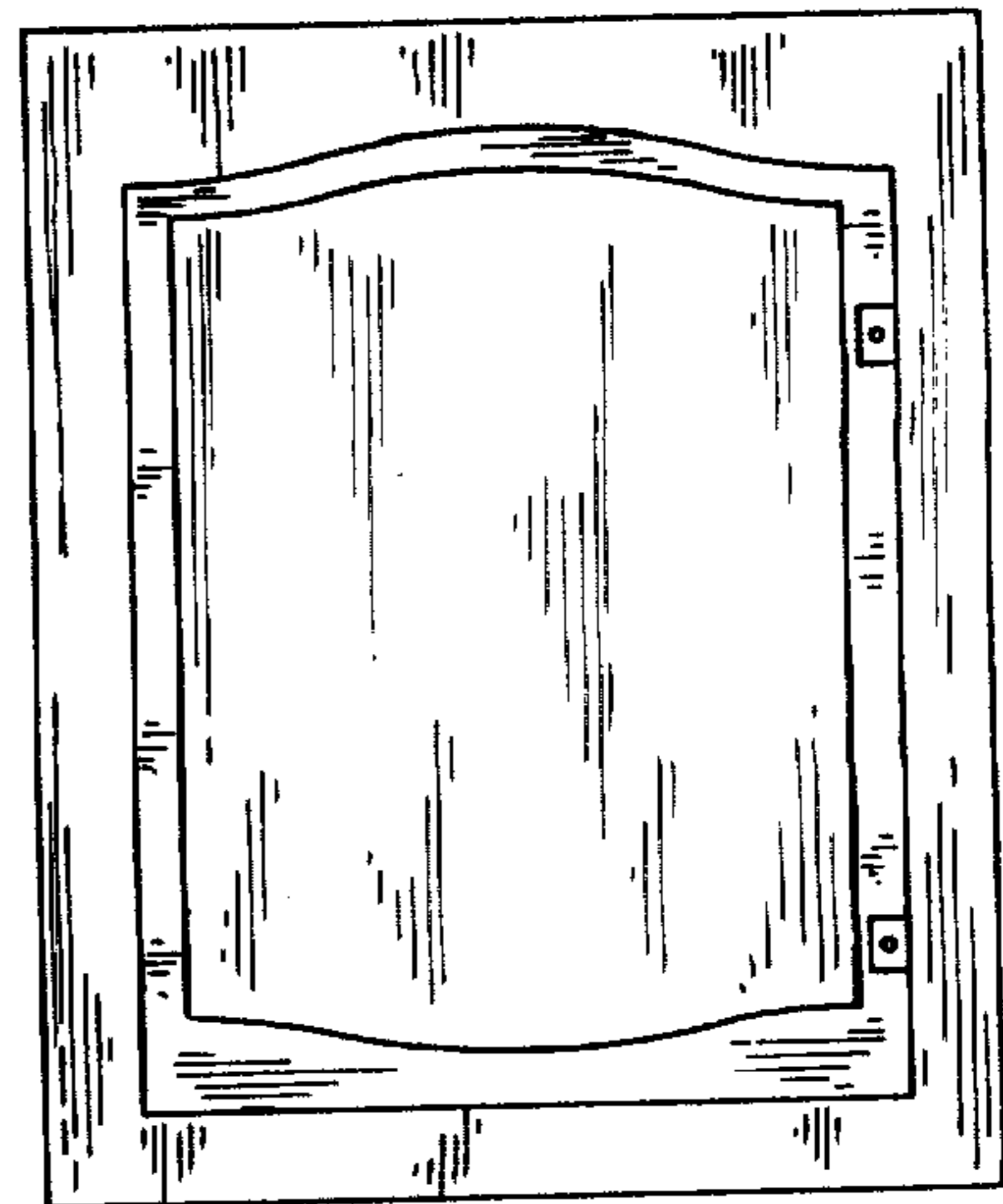


Fig. 3



Fig. 4



Fig. 5

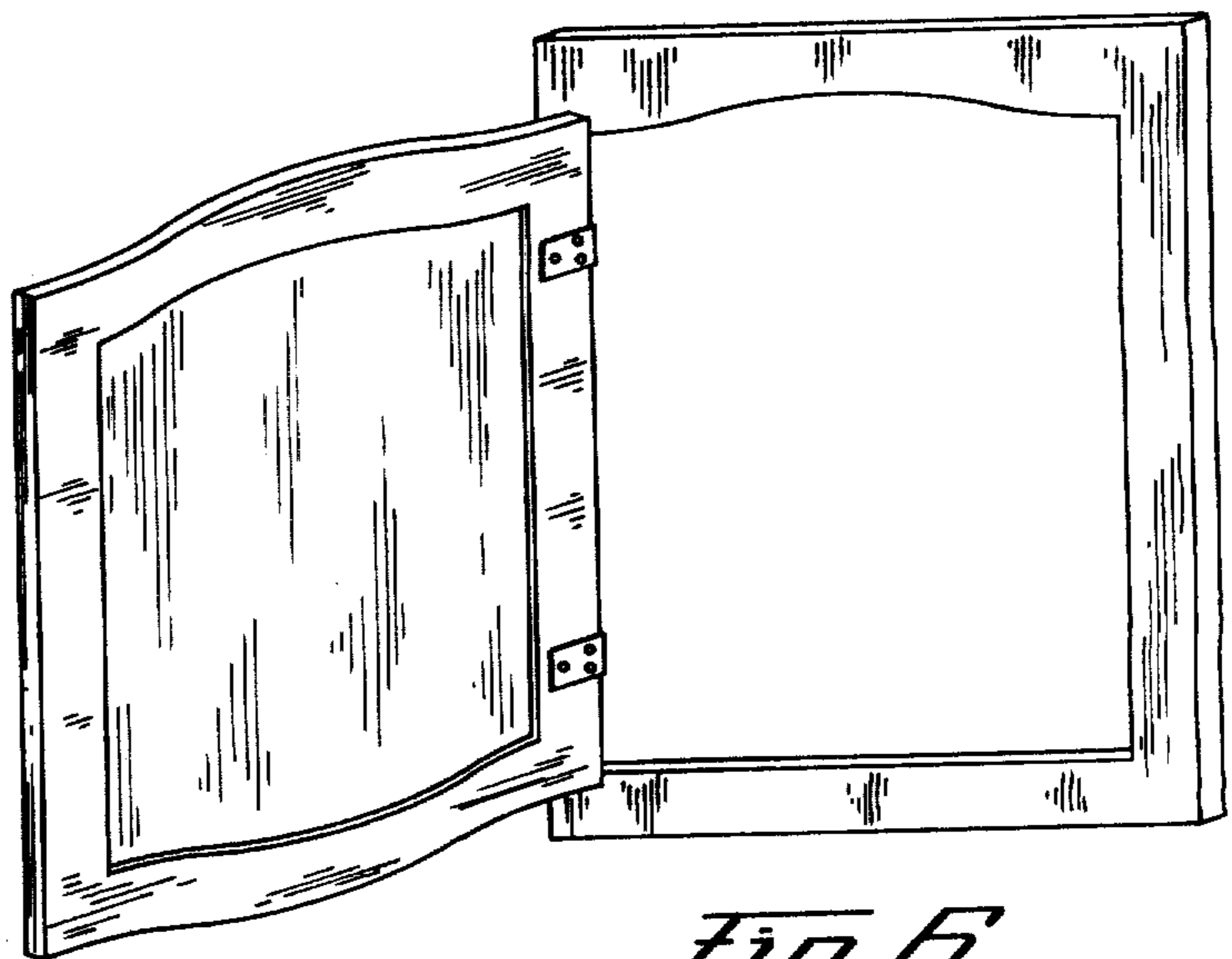


Fig. 6




Fig. 7




Fig. 8

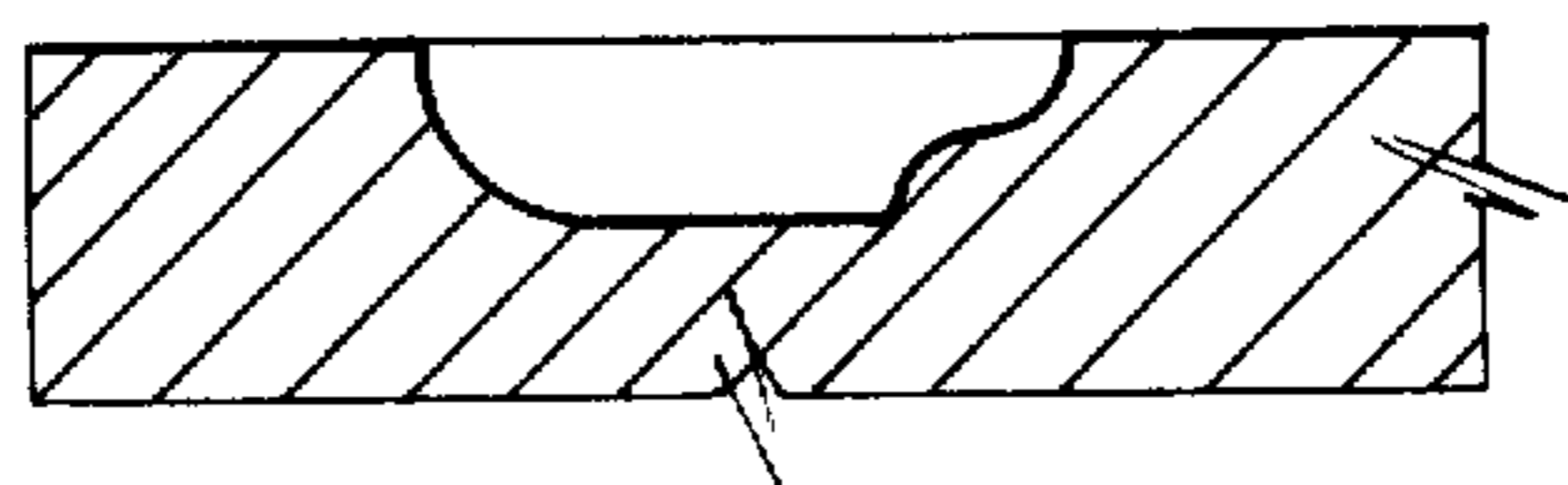


Fig. 9