

[54] SEAT

[75] Inventors: William B. Rafferty, Ann Arbor; Ronald L. Whitwam, Caledonia, both of Mich.

[73] Assignee: Steelcase Inc., Grand Rapids, Mich.

[**] Term: 14 Years

[21] Appl. No.: 47,099

[22] Filed: Jun. 11, 1979

[51] Int. Cl. D6-01

[52] U.S. Cl. D6/69; D6/63; D6/73

[58] Field of Search D6/47-98

References Cited

U.S. PATENT DOCUMENTS

D. 249,755 10/1978 Gageby D6/73 X

OTHER PUBLICATIONS

Design Catalog, May 1973, p. 27, Chair bottom left by Form Canada.

Interiors, 9-1973, p. 125, Chair bottom center by Ste.--Marie & Laurent Inc.

Interiors, 9-1978, p. 87, Chair upper right center by Cado.

Primary Examiner—Bruce W. Dunkins


Attorney, Agent, or Firm—Price, Heneveld, Huizenga & Cooper

CLAIM

[57] The ornamental design of a seat, as shown and described.

DESCRIPTION

FIG. 1 is a perspective view of a seat embodying our invention in the form of an single occupant armchair; FIG. 2 is a front elevation of said single occupant armchair; FIG. 3 is a side elevation of said single occupant armchair, with the opposite side view being a mirror image; FIG. 4 is a rear elevational view of said single occupant armchair; FIG. 5 is a top plan view of said single occupant armchair; FIG. 6 is a bottom plan view of said single occupant armchair; FIG. 7 is a perspective view of a two seat alternative embodiment; FIG. 8 is a generally rear perspective view of the two seat alternative embodiment; FIG. 9 is a perspective view of a two seat alternative embodiment including a central arm; FIG. 10 is a perspective view of a three seat alternative embodiment; FIG. 11 is a generally rear perspective view of the three seat alternative embodiment; FIG. 12 is a perspective view of a three seat alternative embodiment with arms; FIG. 13 is a perspective view of a four seat alternative embodiment; FIG. 14 is a generally rear perspective view of a four seat alternative embodiment; and FIG. 15 is a perspective view of a four seat alternative embodiment with arms between the seats, We have refrained from illustrating all of the various elevational views of all of the variations of our seat since all are basically the same except that they are multiplied in accordance with the number of seating units included in the article.






Fig. 1.




Fig. 3.




Fig. 4.

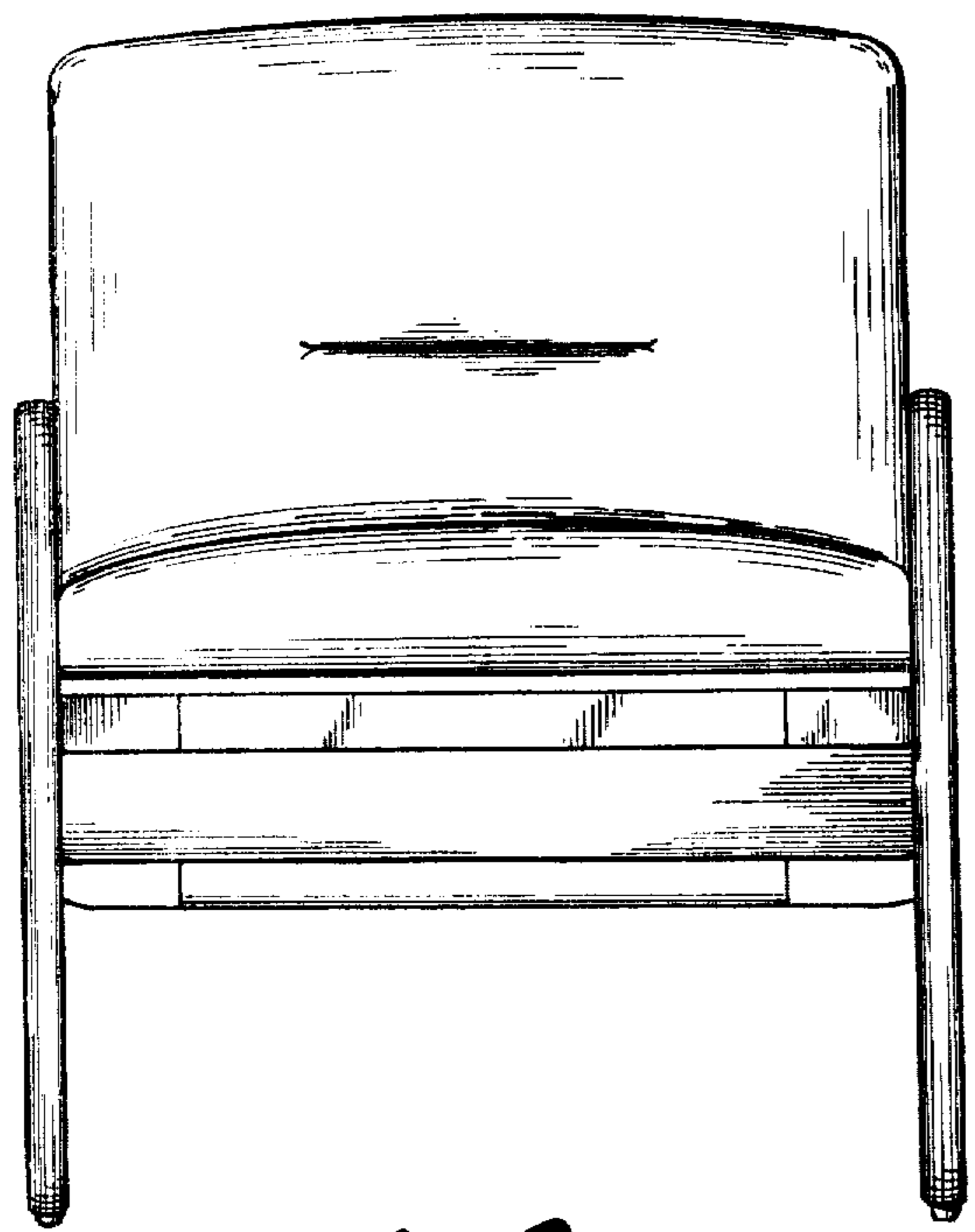


Fig. 2.




Fig. 5.

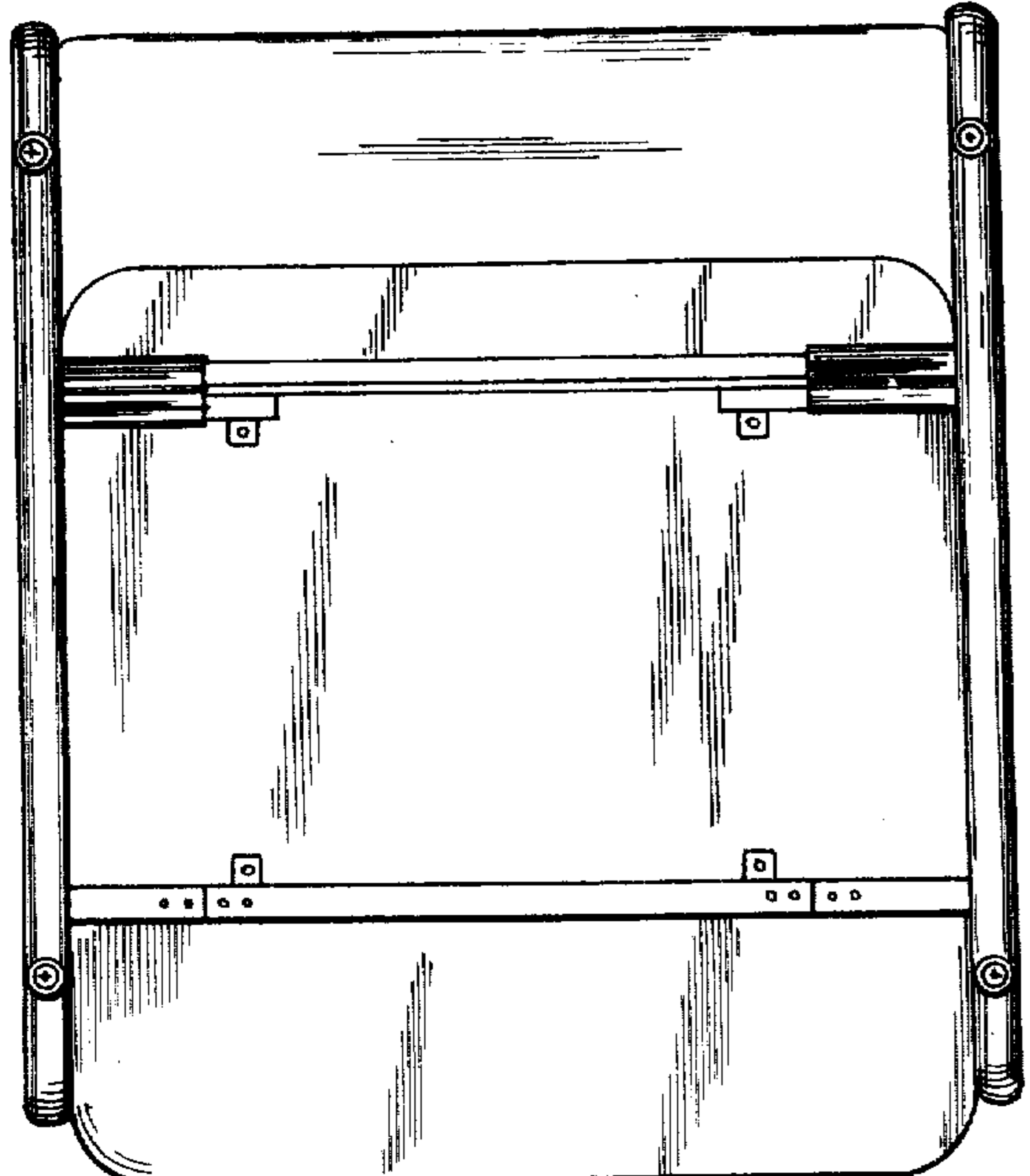


Fig. 6.




Fig. 7.




Fig. 8.




Fig. 10.




Fig. 9.




Fig. 11.

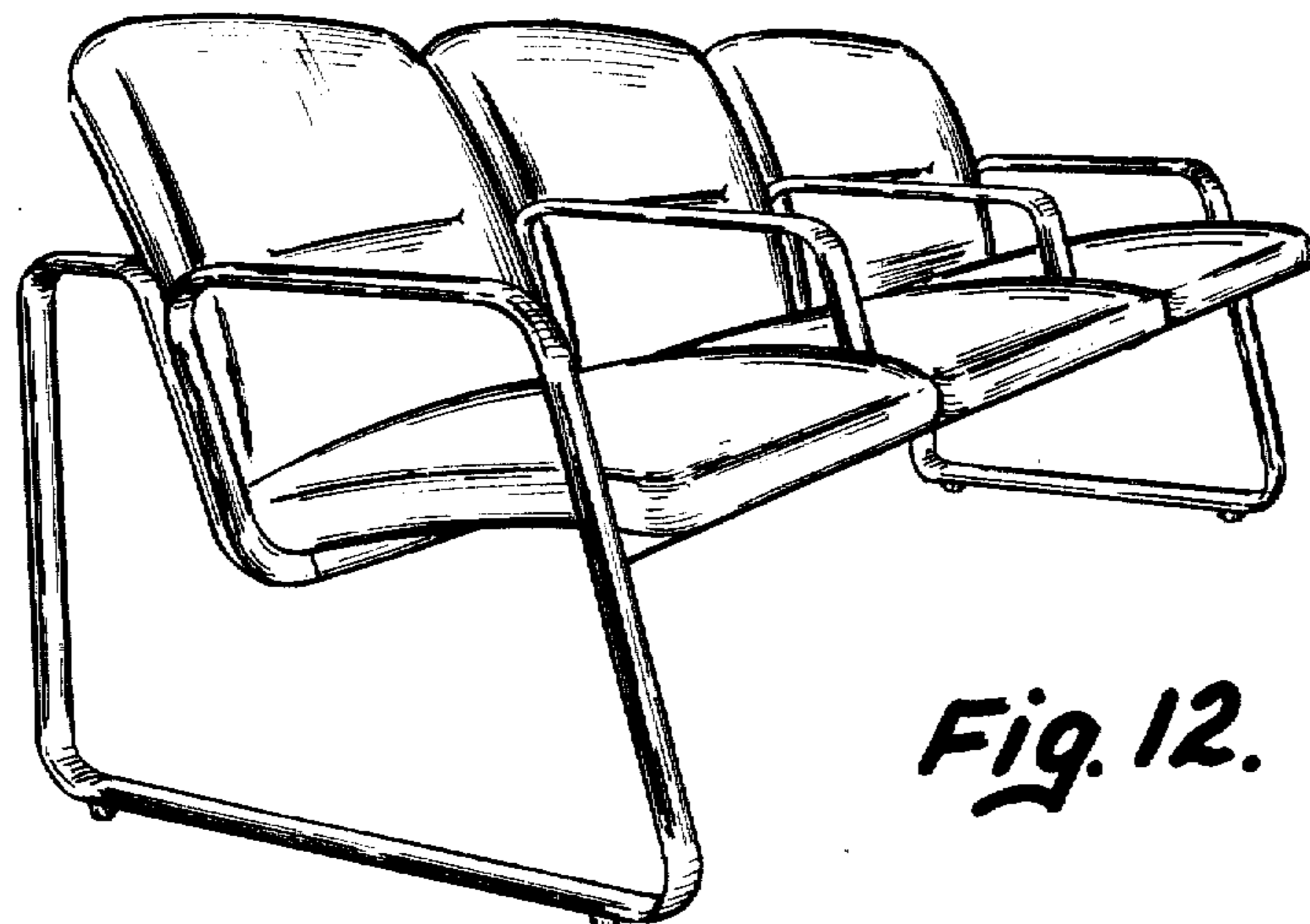


Fig. 12.

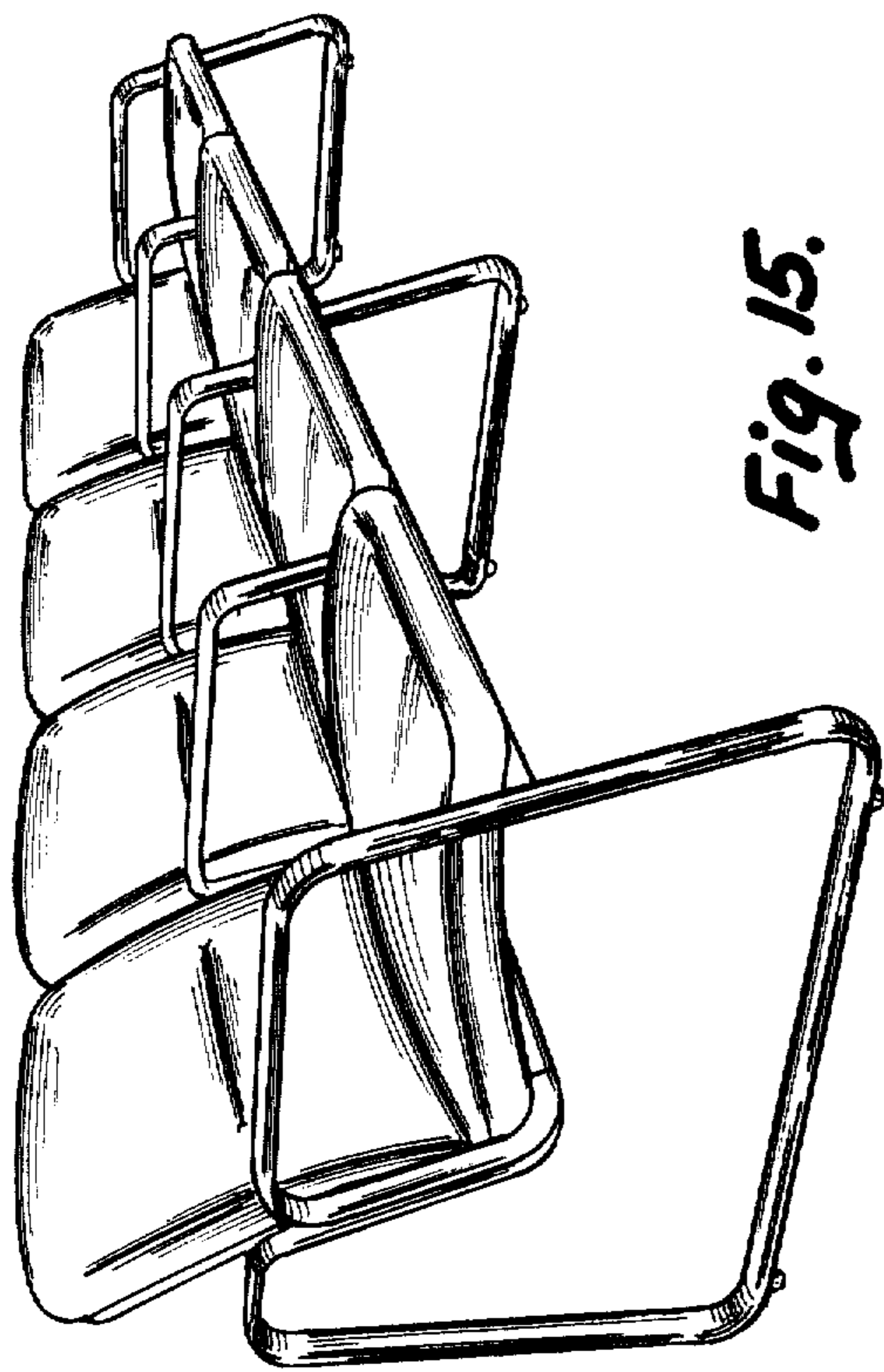


Fig. 15.

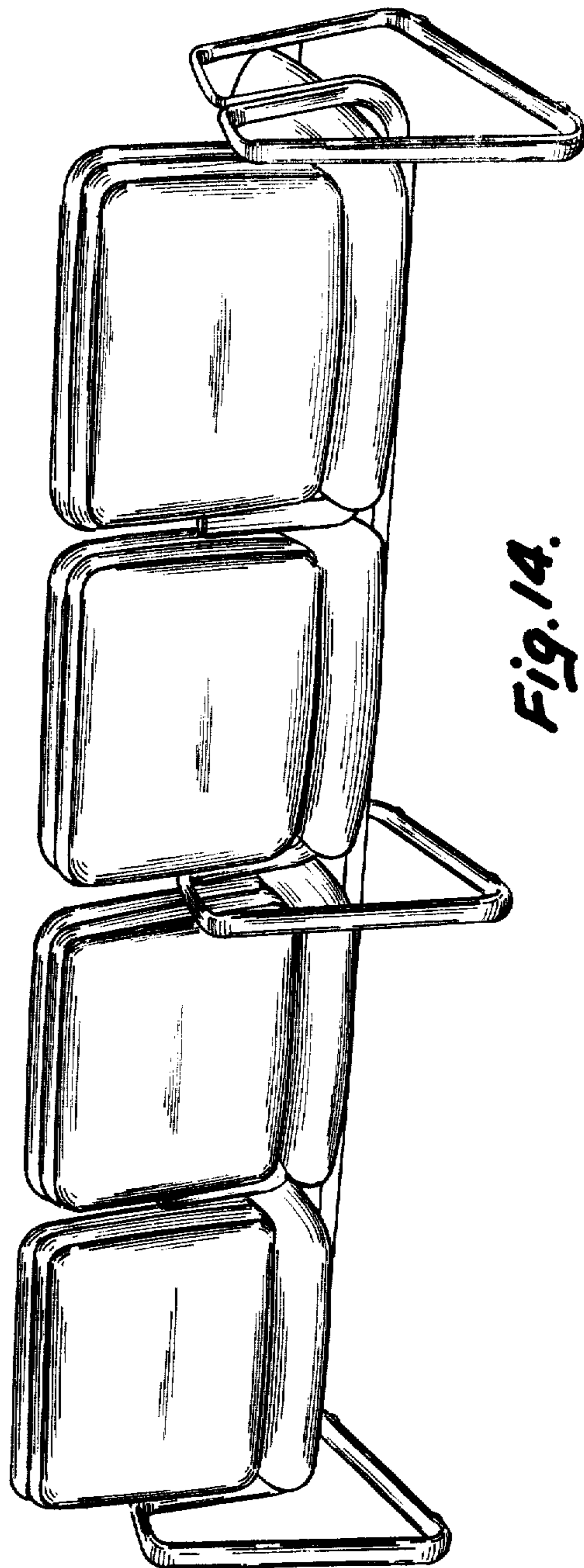


Fig. 14.




Fig. 13.