

[54] WATERING CAN

[75] Inventor: Richard D. Dilyard, Wooster, Ohio

[73] Assignee: Rubbermaid Incorporated, Wooster, Ohio

[\*\*] Term: 14 Years

[21] Appl. No.: 247,719

[22] Filed: Mar. 26, 1982

[51] Int. Cl. .... D23-01

[52] U.S. Cl. .... D23/11

[58] Field of Search ..... D23/11; D7/59, 60, 64, D7/65, 66, 67; 222/465, 572, 573; 239/377, 436

[56] References Cited

U.S. PATENT DOCUMENTS

D. 187,893	4/1959	Reinecke	.....	D23/11
D. 192,519	4/1962	Roop	.....	D23/11
D. 209,341	11/1967	Gale	.....	D23/11
D. 241,032	8/1976	Burke et al.	.....	D23/11
D. 241,248	8/1976	Burke et al.	.....	D23/11

880,522	3/1908	Gray	.....	239/377 X
4,030,664	6/1977	Tisbo	.....	D23/11 X

OTHER PUBLICATIONS

Photograph "Hyponex-Lustraware".  
 Photograph "Art Line-Unknown Manufacture".  
 Photograph "Professional Plantsmen, Ltd.-Phillips".

Primary Examiner—James R. Largen  
 Attorney, Agent, or Firm—Hamilton, Renner & Kenner

[57] CLAIM

The ornamental design for a watering can, as shown and described.

DESCRIPTION


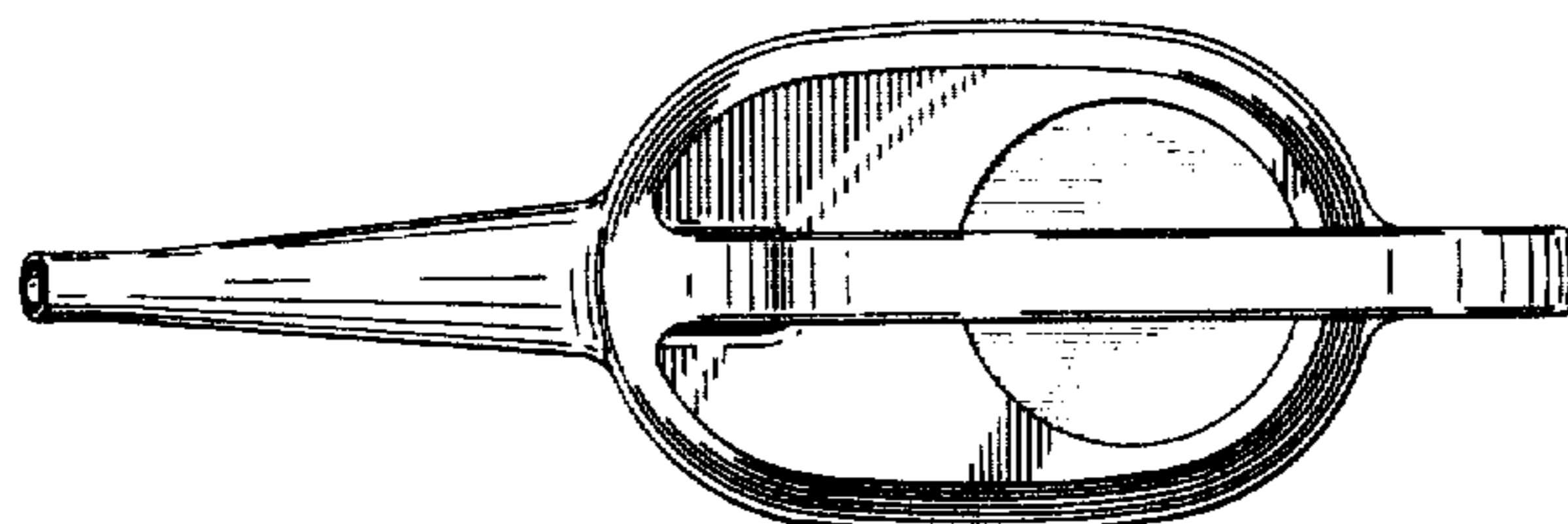
FIG. 1 is a top plan view of a watering can embodying my new design.

FIG. 2 is a side elevation thereof.

FIG. 3 is a front end elevation thereof.

FIG. 4 is a rear end elevation thereof.

The side opposite to that shown in FIG. 2 is a mirror image thereof. The bottom surface is substantially flat.



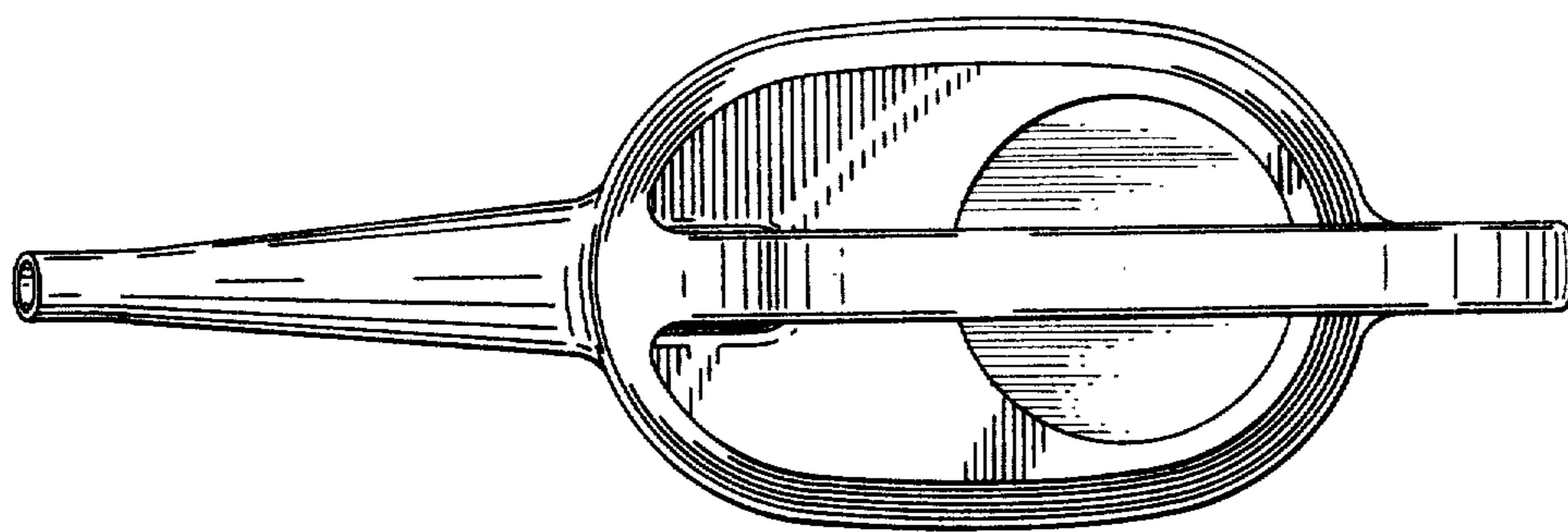


FIG. 1




FIG. 2

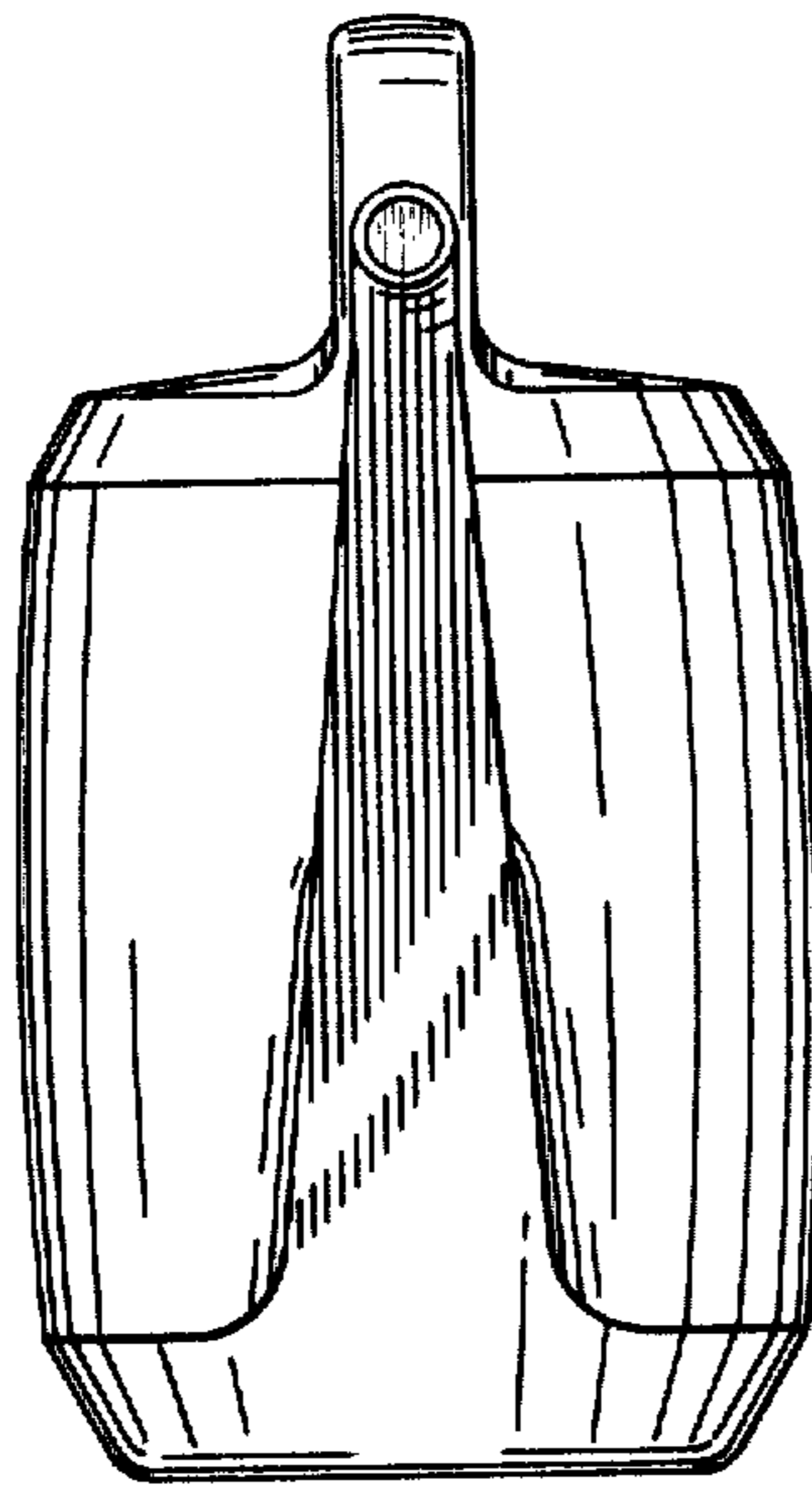


FIG. 3

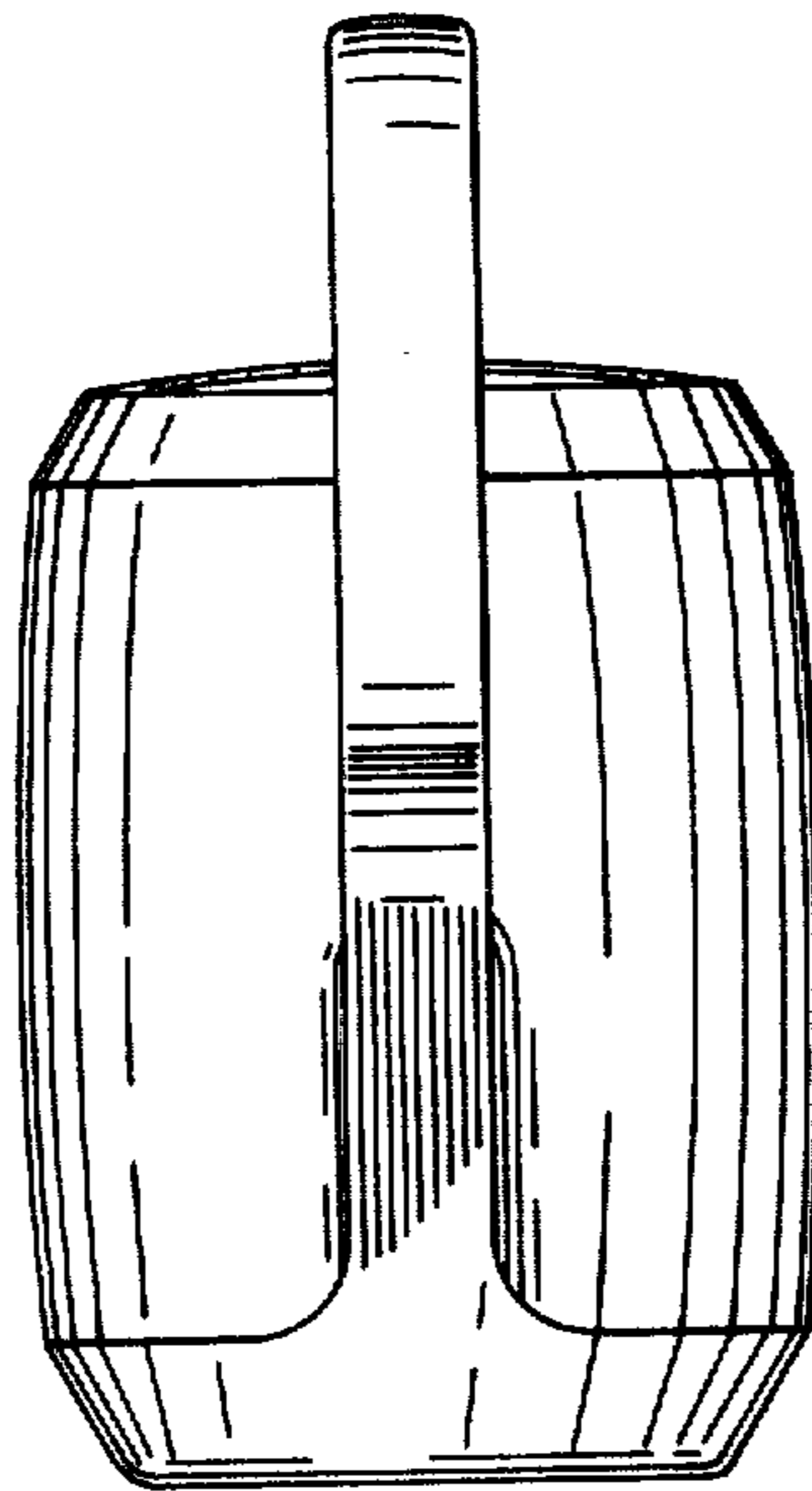


FIG. 4