

[54] ELECTRONIC ENCLOSURE COVER

[75] Inventors: **Henry W. Wearsch**, Concord Township, Lake County; **Ronald A. Marino**, Chester Township, Geauga County; **Joseph Ludvik**, Lyndhurst; **William H. Rowe**, Chagrin Falls, all of Ohio

[73] Assignee: **Reliance Electric Company**, Cleveland, Ohio

[\*\*] Term: **14 Years**

[21] Appl. No.: **116,937**

[22] Filed: **Jan. 30, 1980**

[51] Int. Cl. .... **D13-03**  
[52] U.S. Cl. .... **D13/13; D13/41**  
[58] Field of Search ..... **D13/13, 12, 40, 41;**  
**361/331, 332, 334, 380, 381, 391; 174/50, 52,**  
**66; 220/3.2, 3.8**

[56] **References Cited**  
**PUBLICATIONS**

Industrial Design, 2-1956, p. 111, Housing for Electrical Components.

*Primary Examiner*—Susan J. Lucas  
*Attorney, Agent, or Firm*—Teagno & Hudak

[57] **CLAIM**

The ornamental design for an electronic enclosure cover, as shown.

**DESCRIPTION**

FIG. 1 is a perspective view of an electronic enclosure cover as viewed looking downwardly from the right side of our design;

FIG. 2 is an end elevational view of the electronic enclosure cover as viewed looking downwardly from the top of FIG. 1;

FIG. 3 is an elevational view of the left side of the electronic enclosure cover shown in FIG. 1;

FIG. 4 is a front elevational view of the electronic enclosure cover as viewed from the right of FIG. 3; and FIG. 5 is an end elevational view of the electronic enclosure cover as viewed looking upwardly from the bottom of FIG. 4.




FIG. 1




FIG. 5

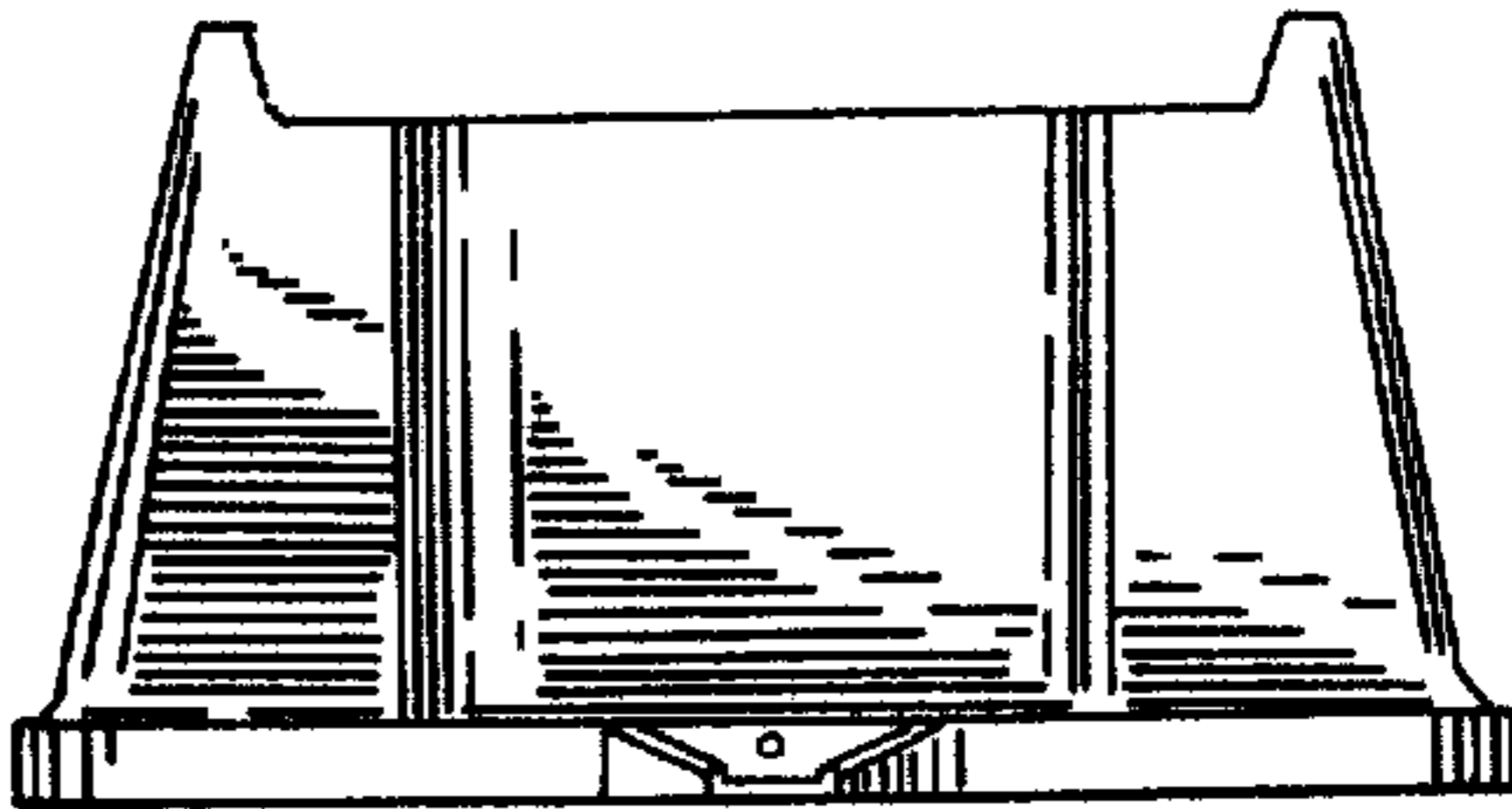


FIG. 2




FIG. 4

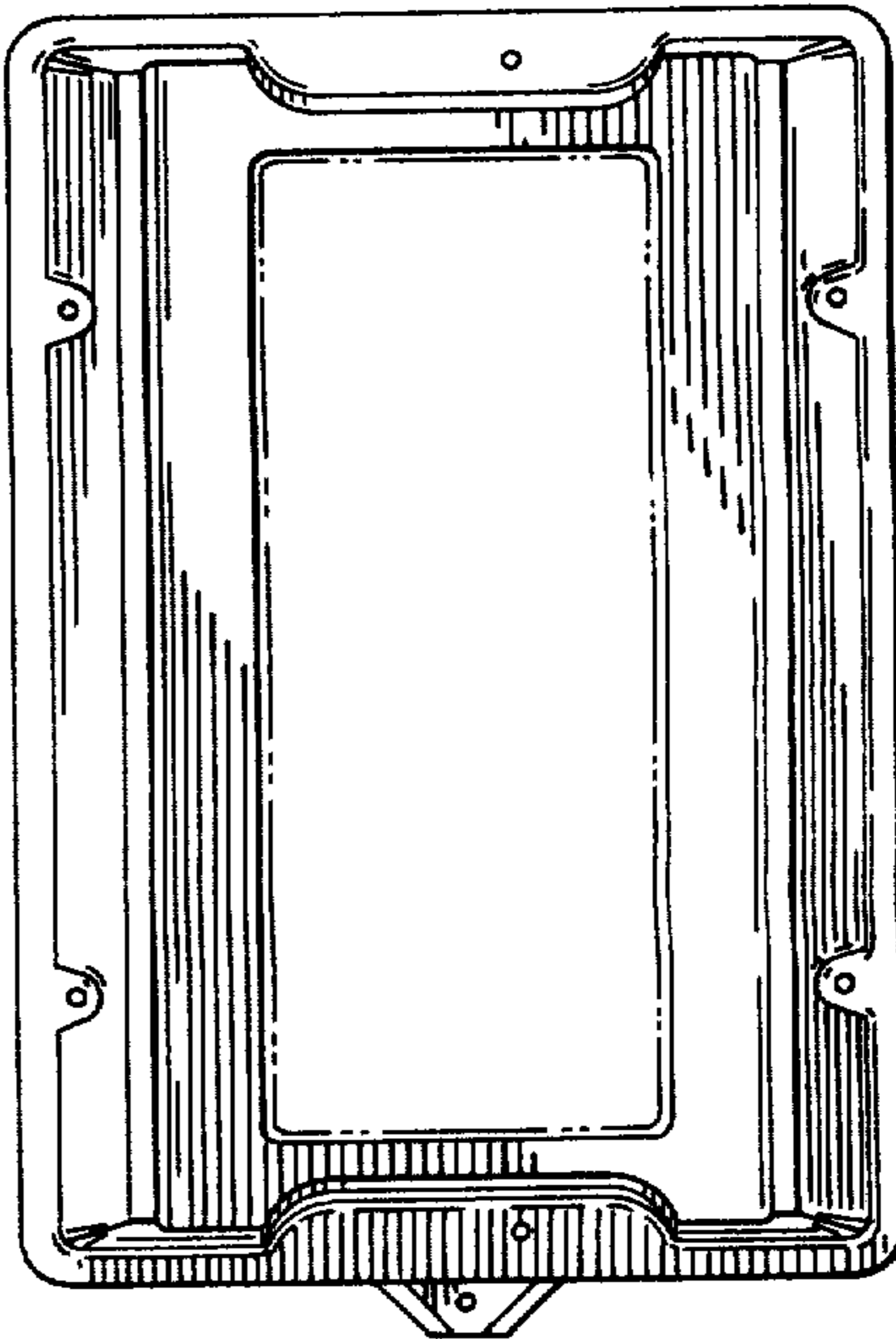


FIG. 3

