

[54] PIPE  
 [76] Inventor: Robert B. Sher, 609 Lochmor,  
 Danville, Calif. 94526  
 [\*\*] Term: 14 Years  
 [21] Appl. No.: 249,626  
 [22] Filed: Mar. 31, 1981  
 [51] Int. Cl. .... D27-02  
 [52] U.S. Cl. .... D27/03  
 [58] Field of Search ..... D27/3-7;  
 131/171 R, 173

D. 262,145 12/1981 Sher ..... D27/3  
 D. 262,831 1/1982 Sher ..... D27/3

Primary Examiner—Catherine E. Kemper  
 Attorney, Agent, or Firm—Limbach, Limbach & Sutton

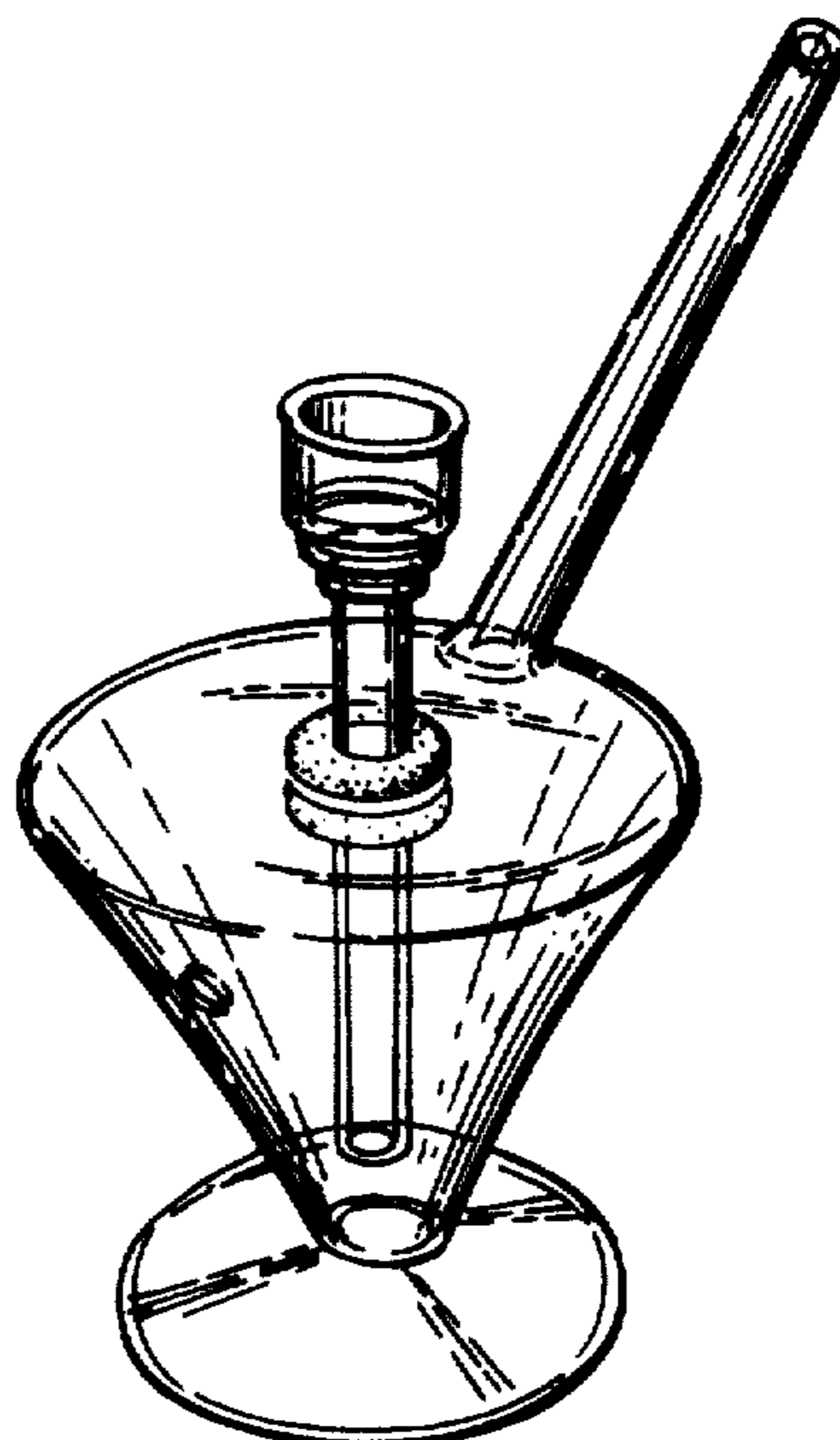
[57] CLAIM

The ornamental design for a pipe, as shown and described.

DESCRIPTION

FIG. 1 is a perspective view of a pipe showing my new design;  
 FIG. 2 is a top plan view thereof;  
 FIG. 3 is a front elevational view thereof;  
 FIG. 4 is a right elevational view thereof;  
 FIG. 5 is a rear elevational view thereof;  
 FIG. 6 is a left elevational view thereof;  
 FIG. 7 is a bottom plan view thereof.

[56] References Cited  
 U.S. PATENT DOCUMENTS  
 D. 262,142 12/1981 Sher ..... D27/3  
 D. 262,143 12/1981 Sher ..... D27/3



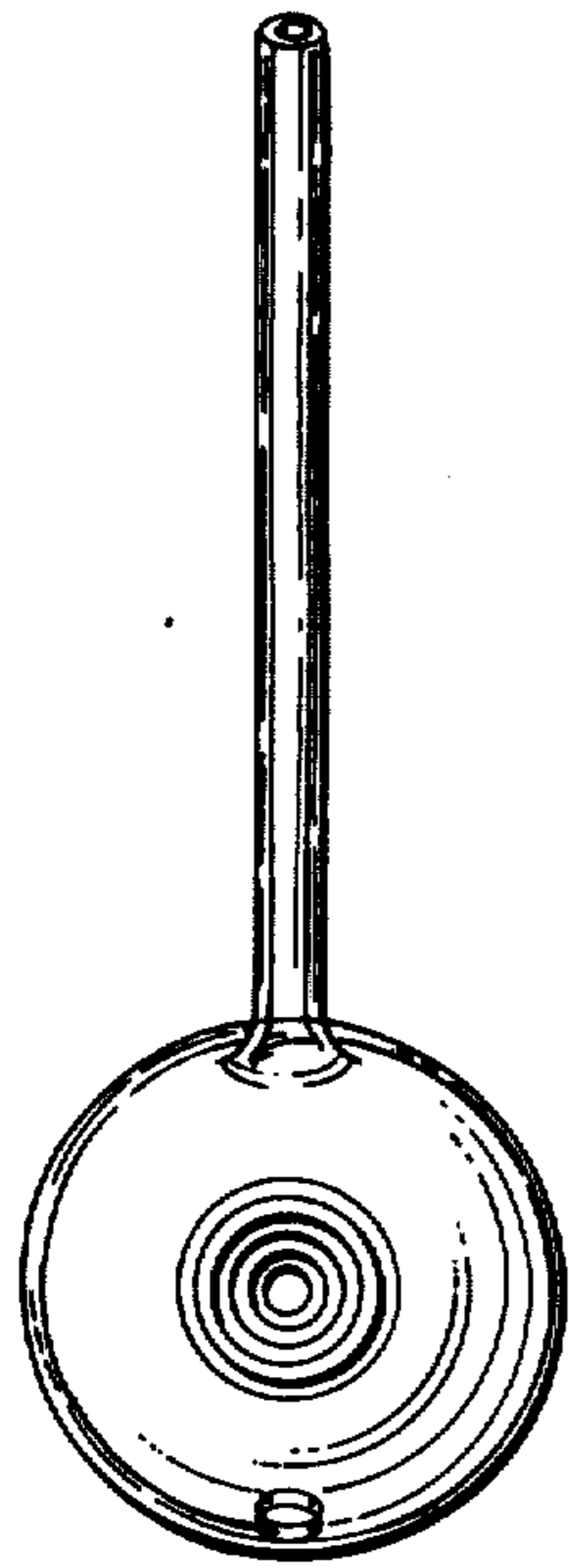


FIG. 2.

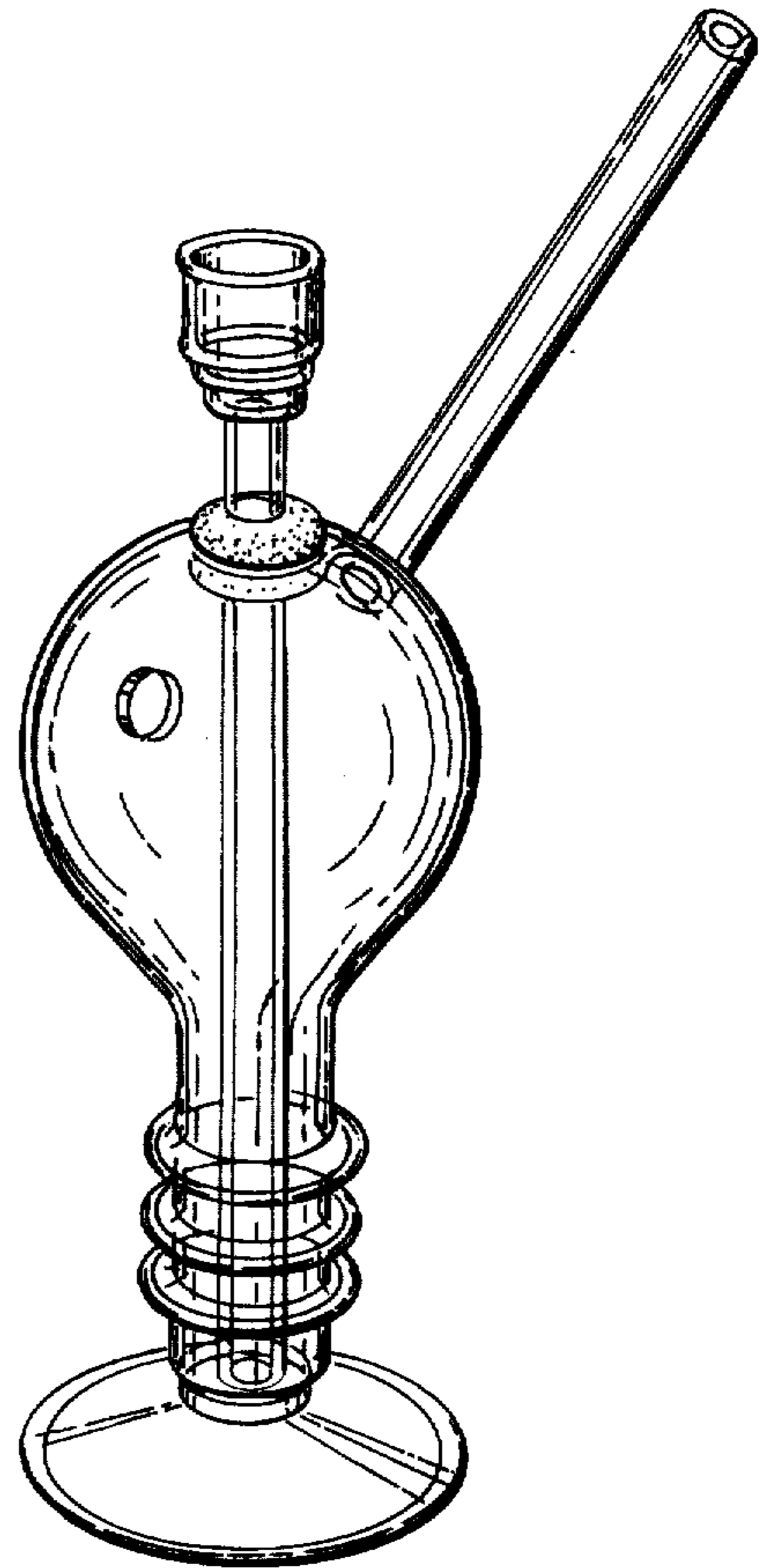


FIG. 1.

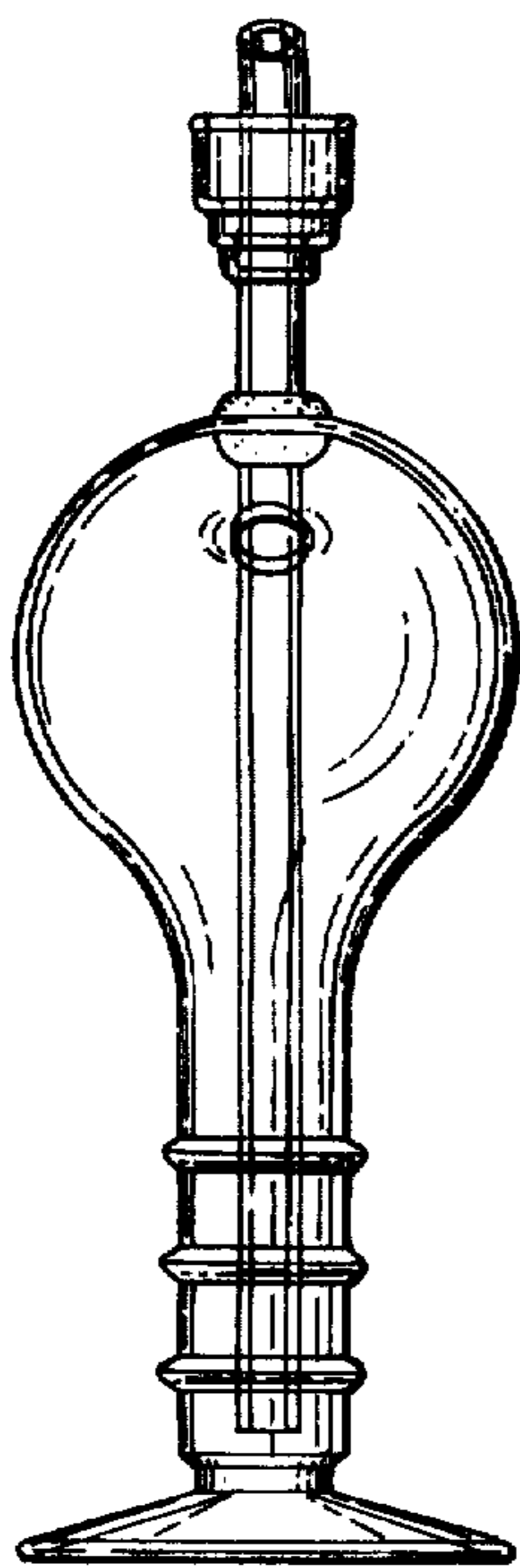


FIG. 3.

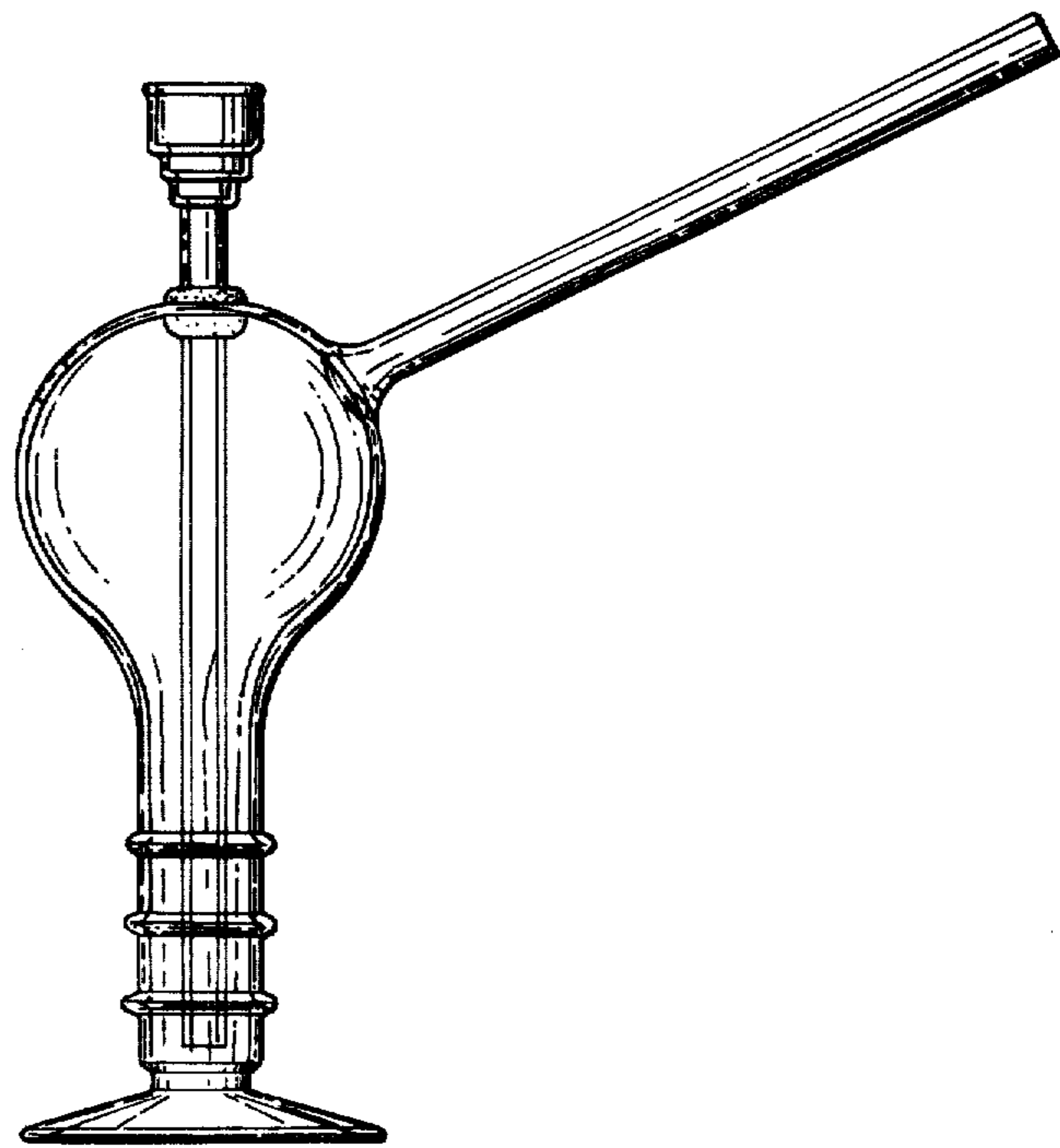


FIG. 4.




FIG. 5.

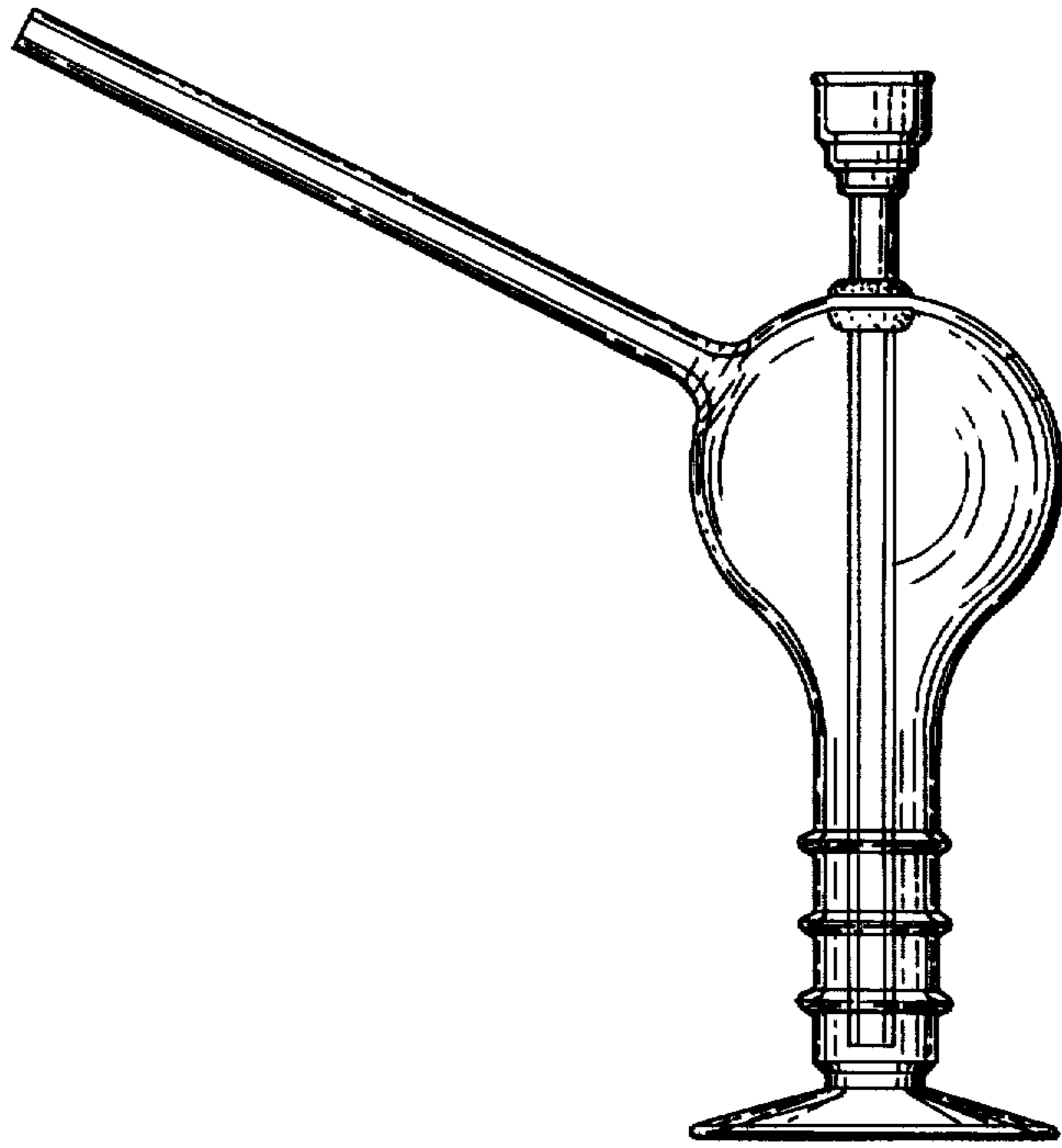


FIG. 6.

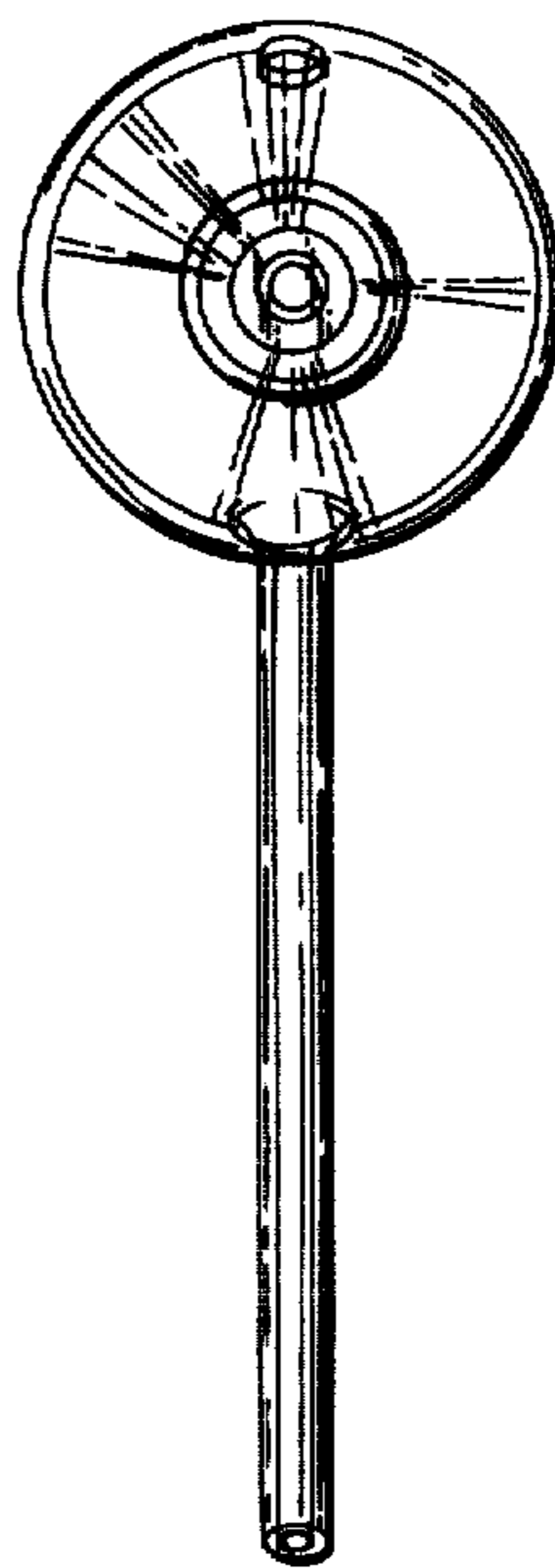


FIG. 7.

UNITED STATES PATENT AND TRADEMARK OFFICE  
**CERTIFICATE OF CORRECTION**

PATENT NO. : DES. 265,936

Page 1 of 2

DATED : August 24, 1982

INVENTOR(S) : Robert B. Sher

It is certified that error appears in the above-identified patent and that said Letters Patent is hereby corrected as shown below:

The title page showing the illustrative figure should be deleted to appear as per attached page.

**Signed and Sealed this**

*Thirteenth Day of March 1984*

[SEAL]

*Attest:*

*Attesting Officer*

**GERALD J. MOSSINGHOFF**

*Commissioner of Patents and Trademarks*

[54] PIPE

[76] Inventor: Robert B. Sher, 609 Lochmor, Danville, Calif. 94526

[\*\*] Term: 14 Years

[21] Appl. No.: 249,626

[22] Filed: Mar. 31, 1981

[51] Int. Cl. .... D27-02

[52] U.S. Cl. .... D27/03

[58] Field of Search ..... D27/3-7; 131/171 R, 173

[56] References Cited

U.S. PATENT DOCUMENTS

- D. 262,142 12/1981 Sher ..... D27/3
- D. 262,143 12/1981 Sher ..... D27/3

- D. 262,145 12/1981 Sher ..... D27/3
- D. 262,831 1/1982 Sher ..... D27/3

Primary Examiner—Catherine E. Kemper  
Attorney, Agent, or Firm—Limbach, Limbach & Sutton

[57] CLAIM

The ornamental design for a pipe, as shown and described.

DESCRIPTION

FIG. 1 is a perspective view of a pipe showing my new design;

FIG. 2 is a top plan view thereof;

FIG. 3 is a front elevational view thereof;

FIG. 4 is a right elevational view thereof;

FIG. 5 is a rear elevational view thereof;

FIG. 6 is a left elevational view thereof;

FIG. 7 is a bottom plan view thereof.

