

[54] **BATHTUB**  
[75] Inventor: **Richard J. Cuttriss, Fillmore, Calif.**  
[73] Assignee: **Gruber Systems, Inc., Valencia, Calif.**  
[\*\*] Term: **14 Years**  
[21] Appl. No.: **249,375**  
[22] Filed: **Mar. 31, 1981**  
[51] Int. Cl. .... **D23-02**  
[52] U.S. Cl. .... **D23/55**  
[58] Field of Search ..... **D23/48-57;**  
**D24/38; 4/538, 546, 548, 552, 559, 560,**  
**564-566, 571, 573, 578, 579, 584, 590, 592-597,**  
**605, 611-614, 628, 654**

[56] **References Cited**  
**U.S. PATENT DOCUMENTS**  
D. 214,902 8/1969 Goodall ..... D23/55  
D. 237,182 10/1975 Rosenhaus ..... D23/55  
D. 255,382 6/1980 Beebe et al. .... D23/55 X

D. 258,610 3/1981 Tulipani ..... D23/55 X  
2,490,982 12/1949 Rodman ..... 4/590  
4,233,694 11/1980 Janosko et al. .... 4/546

**OTHER PUBLICATIONS**

House & Home, Jun. 1966, p. 128, top left item.  
Domestic Engineering, May 1978, p. 64, "Deep-Dish  
Bathing" item.  
Domestic Engineering, Apr. 1979, p. 59, Bathtub item.

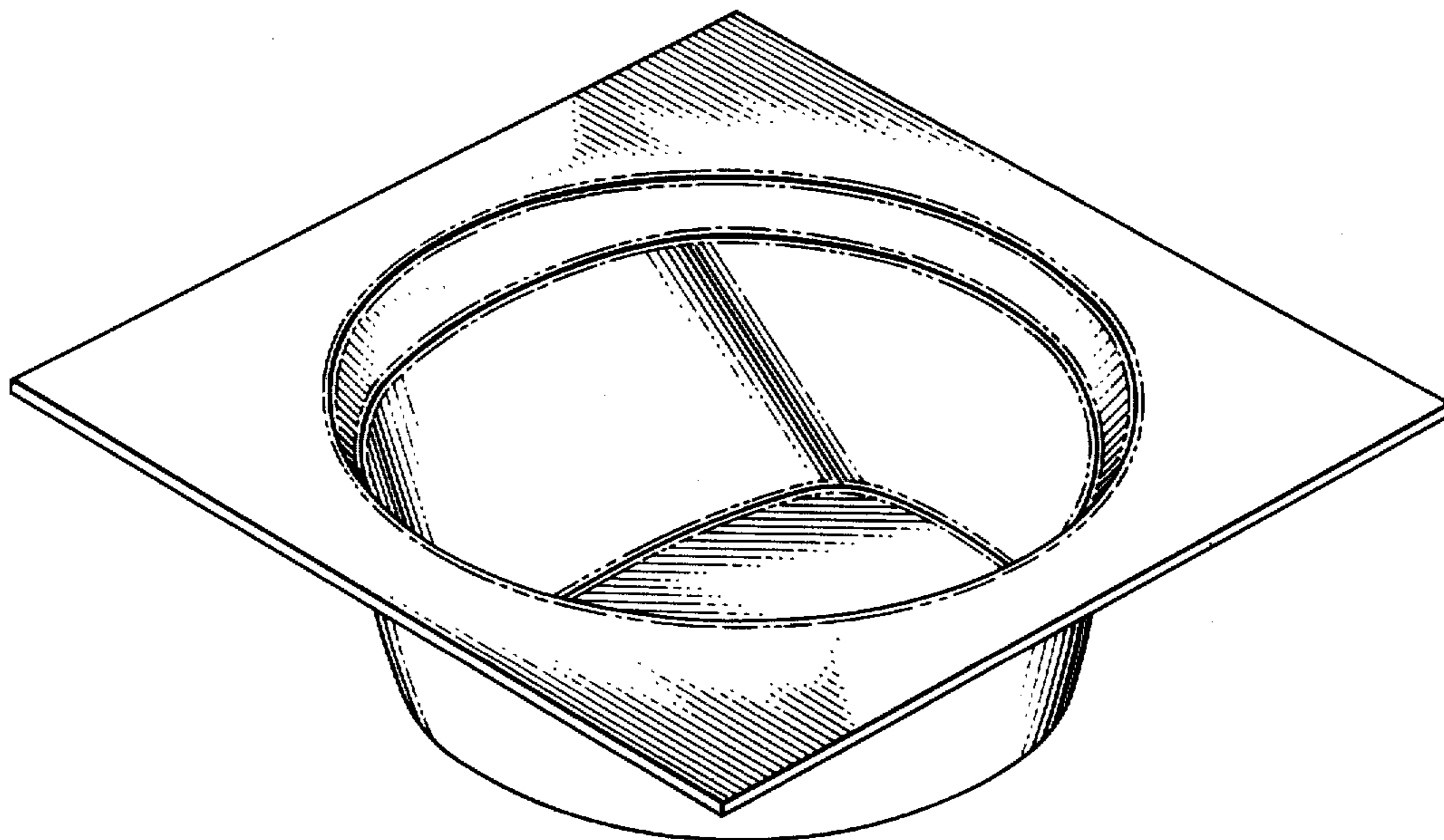
*Primary Examiner*—James R. Largen  
*Attorney, Agent, or Firm*—Kendrick, Netter & Bennett

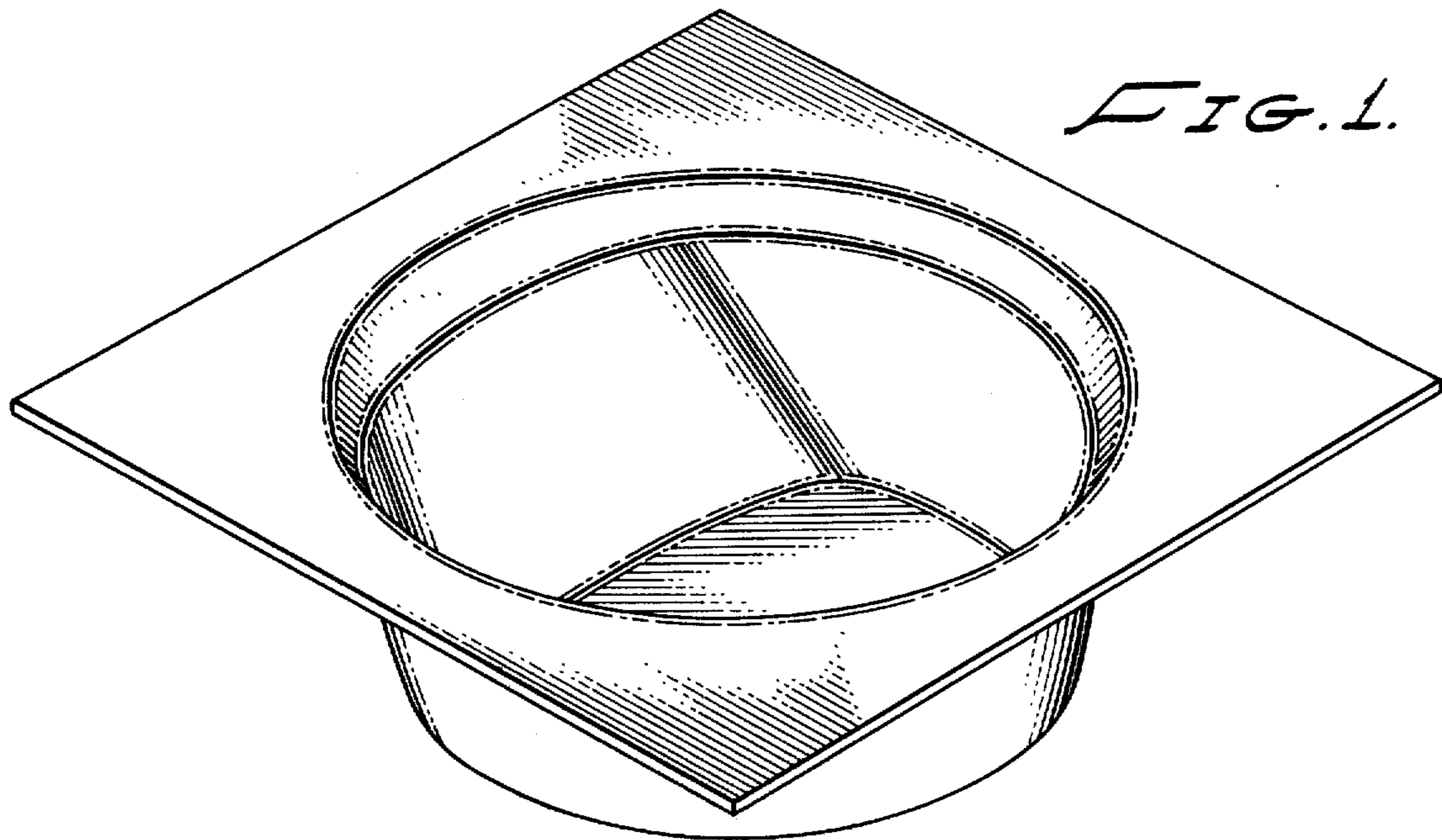
[57] **CLAIM**

The ornamental design for a bathtub, as shown.

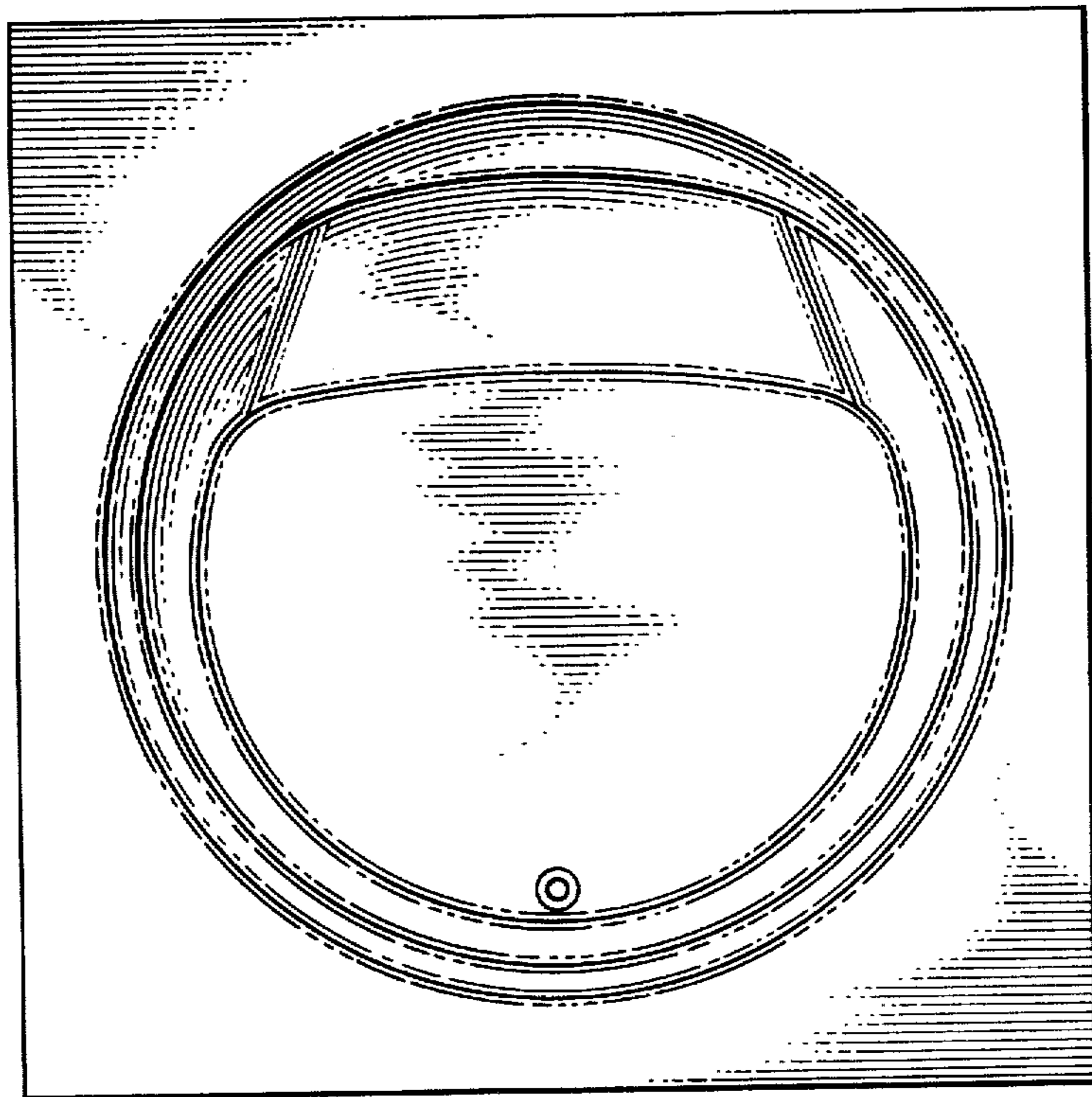
**DESCRIPTION**

FIG. 1 is a perspective view of a bathtub showing my new design;  
FIG. 2 is a top plan view thereof;  
FIG. 3 is a rear elevational view thereof;  
FIG. 4 is a side elevational view thereof; and  
FIG. 5 is a front elevational view thereof.







*FIG. 1.*




*FIG. 2.*



*FIG. 3.*



*FIG. 4.*



*FIG. 5.*