

[54] **PAPER SHREDDER OR THE LIKE**

[75] Inventor: **Takefumi Hatanaka, Matsudo, Japan**  
[73] Assignee: **Lifewell Corporation, Tokyo, Japan**  
[\*\*] Term: **14 Years**  
[21] Appl. No.: **170,442**  
[22] Filed: **Jul. 22, 1980**

[30] **Foreign Application Priority Data**

Apr. 18, 1980 [JP] Japan ..... 55-015054

[51] Int. Cl. .... **D18-99**  
[52] U.S. Cl. .... **D15/127; 241/285 R**  
[58] Field of Search ..... **D15/127; 241/285 R,**  
**241/285 A, 285 B**

[56] **References Cited**

**U.S. PATENT DOCUMENTS**

D. 221,108 7/1971 Case ..... **D15/127**  
D. 225,179 11/1972 Macowski ..... **D15/127**

**OTHER PUBLICATIONS**

Shredmaster Cat. No. 470-5, p. 3, "Cross-cut 200" shredder.  
Destroy-it Shredder Brochure, p. 6, shredder, (upper right).  
Office Products, 7/77, p. 44, Model 99 shredder, (right upper corner).

*Primary Examiner*—B. J. Bullock  
*Attorney, Agent, or Firm*—Jordan and Hamburg

[57] **CLAIM**


The ornamental design for a paper shredder or the like, as shown.

**DESCRIPTION**

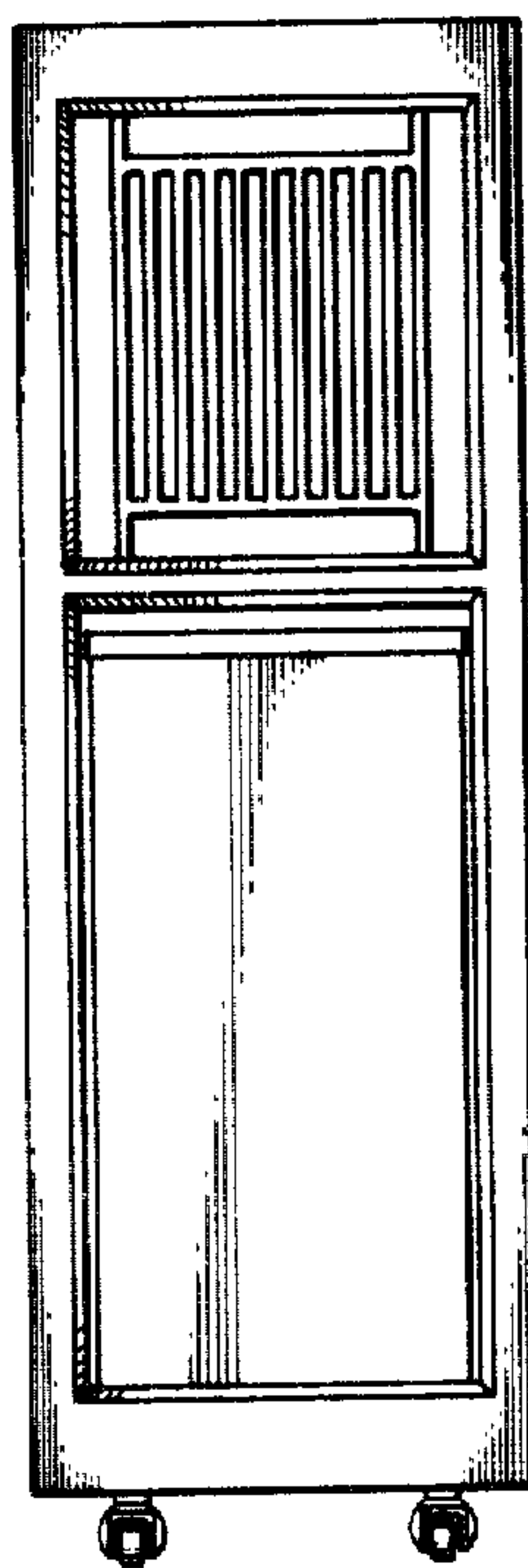
FIG. 1 is a front elevational view of a paper shredder or the like showing my new design, the rear elevational view being identical thereto;  
FIG. 2 is a side elevational view taken from the right of FIG. 1, the side opposite being identical;  
FIG. 3 is a top plan view thereof;  
FIG. 4 is a bottom plan view thereof; and  
FIG. 5 is a perspective view thereof.



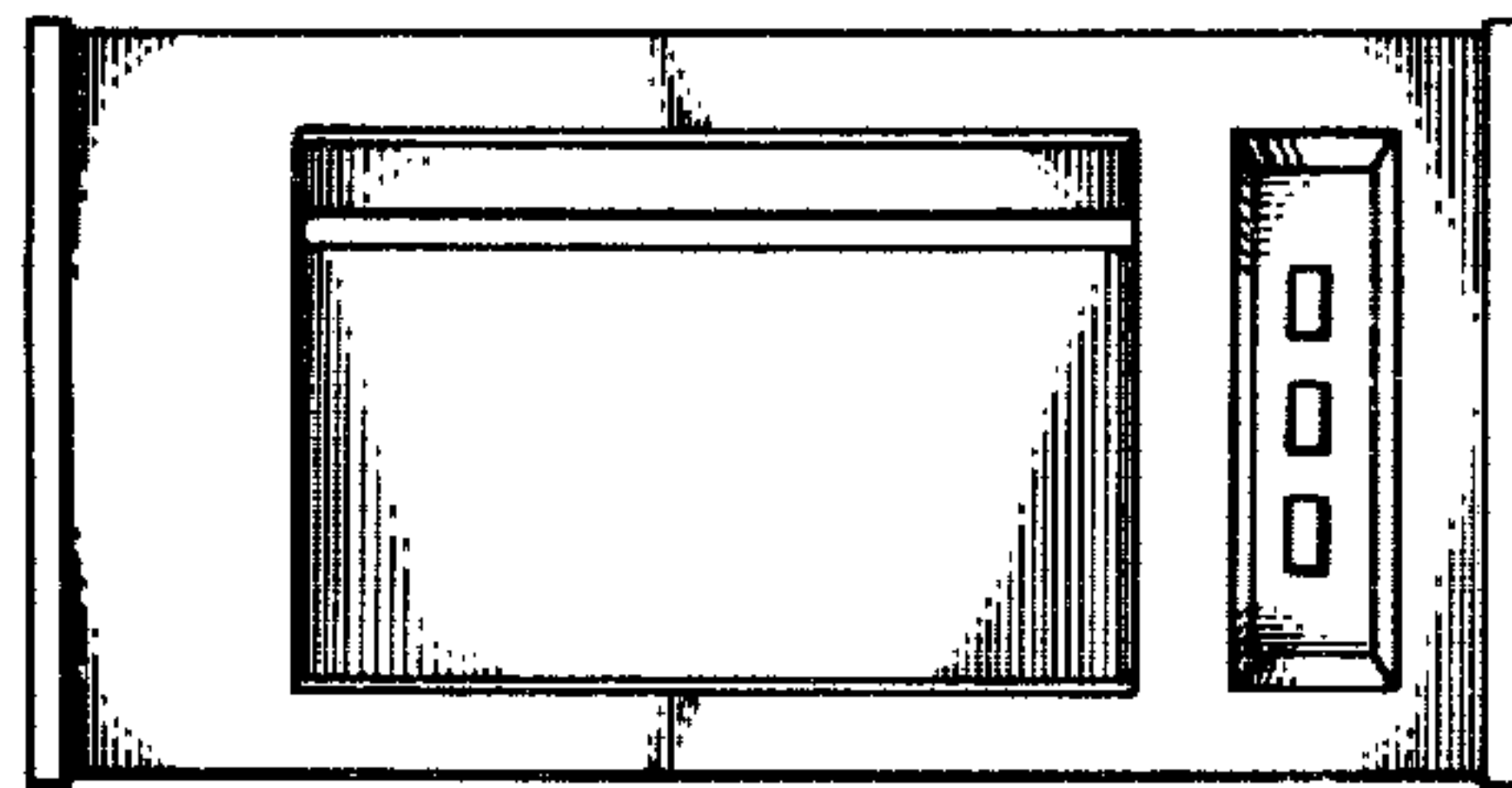
*Fig. 1*




*Fig. 2*



*Fig. 3*



*Fig. 4*



*Fig. 5*

