

[54] **DRUMSTICK HOLDER**

[75] **Inventor:** Bruce N. Hardy, Elkhart, Ind.  
[73] **Assignee:** Silver Street, Incorporated, Elkhart, Ind.

[\*\*] **Term:** 14 Years

[21] **Appl. No.:** 162,017

[22] **Filed:** Jun. 23, 1980

[51] **Int. Cl.** ..... D6—04; D8—08  
[52] **U.S. Cl.** ..... D6/125; D6/114;  
D8/373; D8/394; D8/396  
[58] **Field of Search** ..... D6/114, 125, 126;  
D8/373, 394, 396; 211/65, 89; 248/74 A, 74 B,  
74 PB, 111, 206 A, 220.2, 226.5, 311.2; 24/255  
R, 256, 257, 255 BS, 339

[56] **References Cited**  
**U.S. PATENT DOCUMENTS**

1,464,731	8/1923	Smith .....	248/226.5
2,046,581	7/1936	Reeves .....	248/220.2
3,322,381	5/1967	Bubb .....	24/339
3,365,761	1/1968	Kalvig .....	248/111
3,684,223	8/1972	Logsdon .....	248/74 PB
4,267,995	5/1981	McMillan .....	248/74 R

*Primary Examiner*—B. J. Bullock  
*Attorney, Agent, or Firm*—Marmaduke A. Hobbs

[57] **CLAIM**

The ornamental design for a drumstick holder, substantially as shown.

**DESCRIPTION**

FIG. 1 is a perspective view of a drumstick holder embodying my new design;  
FIG. 2 is a side elevational view taken from the right of FIG. 1;  
FIG. 3 is a front elevational view thereof;  
FIG. 4 is a rear elevational view thereof;  
FIG. 5 is a horizontal cross sectional view taken on line 5—5 of FIG. 2.

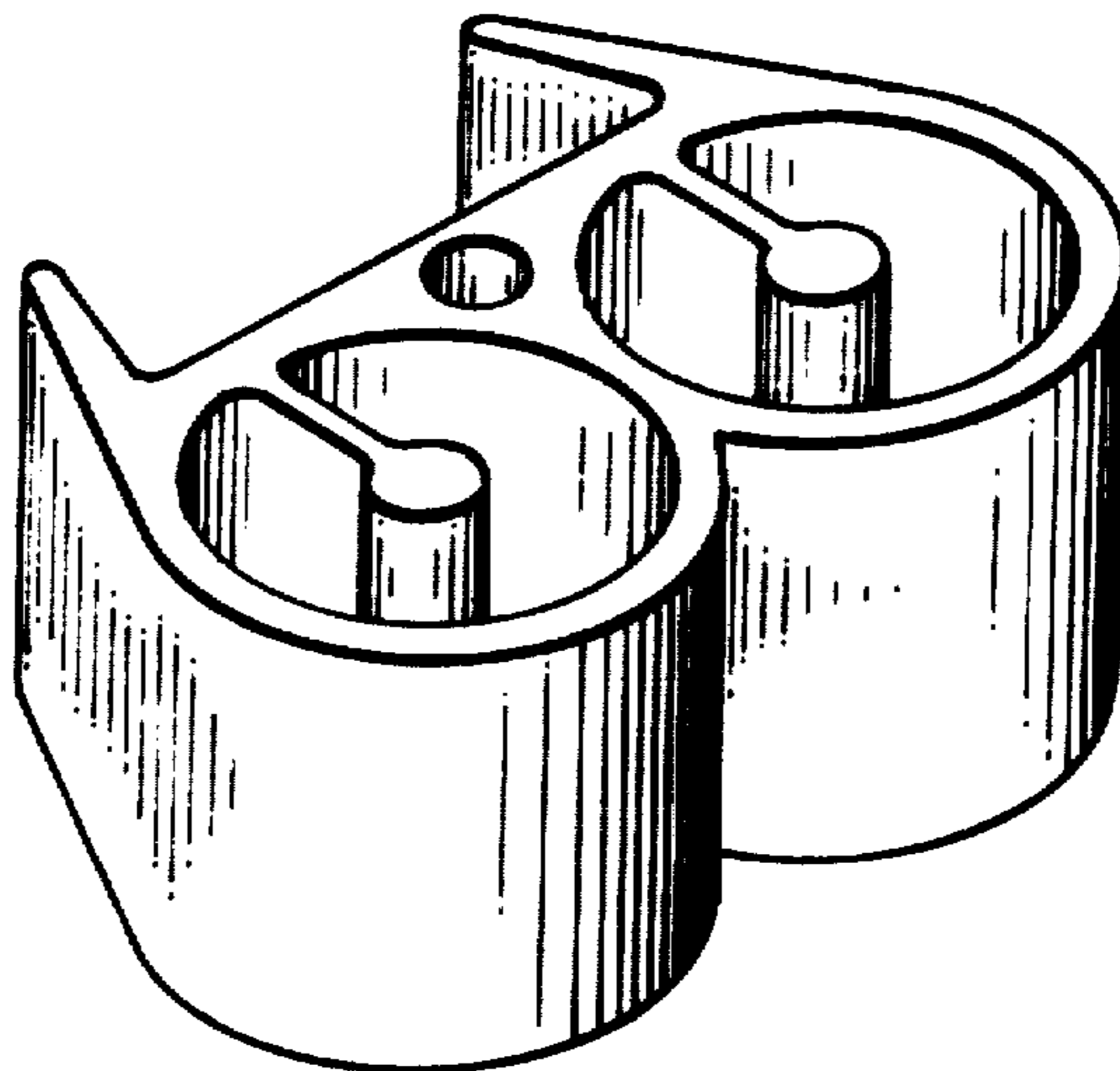


Fig. 1

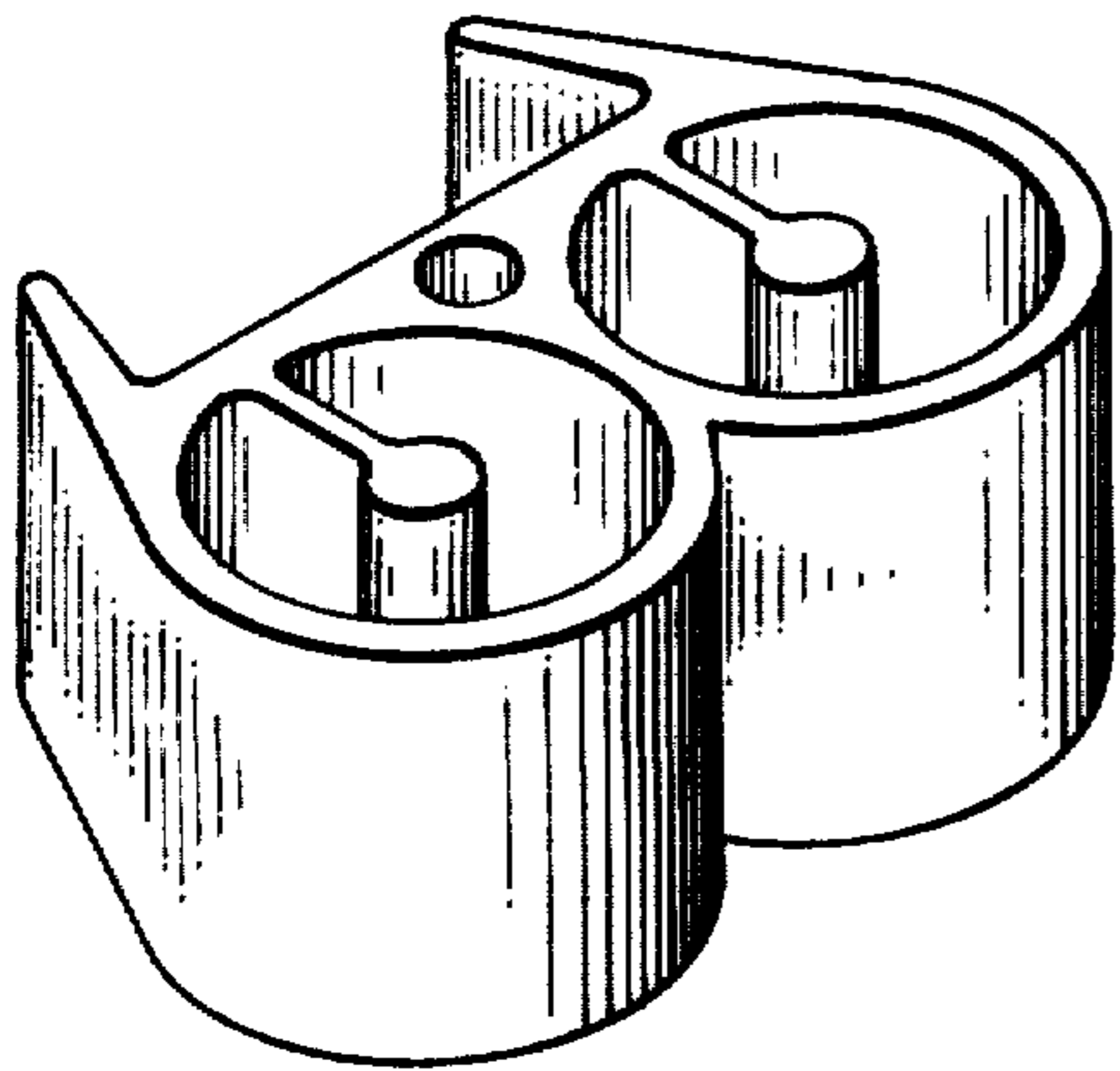


Fig. 2




Fig. 4





Fig. 3

Fig. 5

