

[54] **SORTER FOR ELECTROSTATIC COPIER**

[75] Inventor: **Kenichi Nakade**, Yokohama, Japan

[73] Assignee: **Ricoh Company, Ltd.**, Japan

[**] Term: **7 Years**

[21] Appl. No.: **186,530**

[22] Filed: **Sep. 11, 1980**

[30] **Foreign Application Priority Data**

Mar. 11, 1980 [JP] Japan 55-009352

[51] Int. Cl. **D16-03**

[52] U.S. Cl. **D16/32; D14/110**

[58] Field of Search **D16/27-32;**
355/3 R, 7-9, 11, 75-78, 128, 131;
271/287-297, 272-274, 280, 284, 305; **D14/110**

[56] **References Cited**

U.S. PATENT DOCUMENTS

- D. 209,409 11/1967 Britt D16/32
- D. 233,937 12/1974 Hutcheson D14/110

- D. 244,280 5/1977 Cross D16/32
- D. 245,166 7/1977 Bevilacqua D16/32
- D. 248,400 7/1978 Alderson D16/32
- D. 251,789 5/1979 Hoyt D16/32
- D. 260,258 8/1981 Loos D14/110
- D. 261,522 10/1981 Snellman D16/32
- 4,299,382 11/1981 Ichikawa 271/287

Primary Examiner—Nelson C. Holtje
Attorney, Agent, or Firm—Guy W. Shoup

[57] **CLAIM**

The ornamental design for a sorter for electrostatic copier, as shown and described.

DESCRIPTION

FIG. 1 is a front, top and right side perspective view of a sorter for electrostatic copier showing my new design; FIG. 2 is a top plan view thereof; FIG. 3 is a front elevational view thereof; FIG. 4 is a right side elevational view thereof; FIG. 5 is a left side elevational view thereof; FIG. 6 is a rear elevational view thereof; and FIG. 7 is a bottom view thereof.

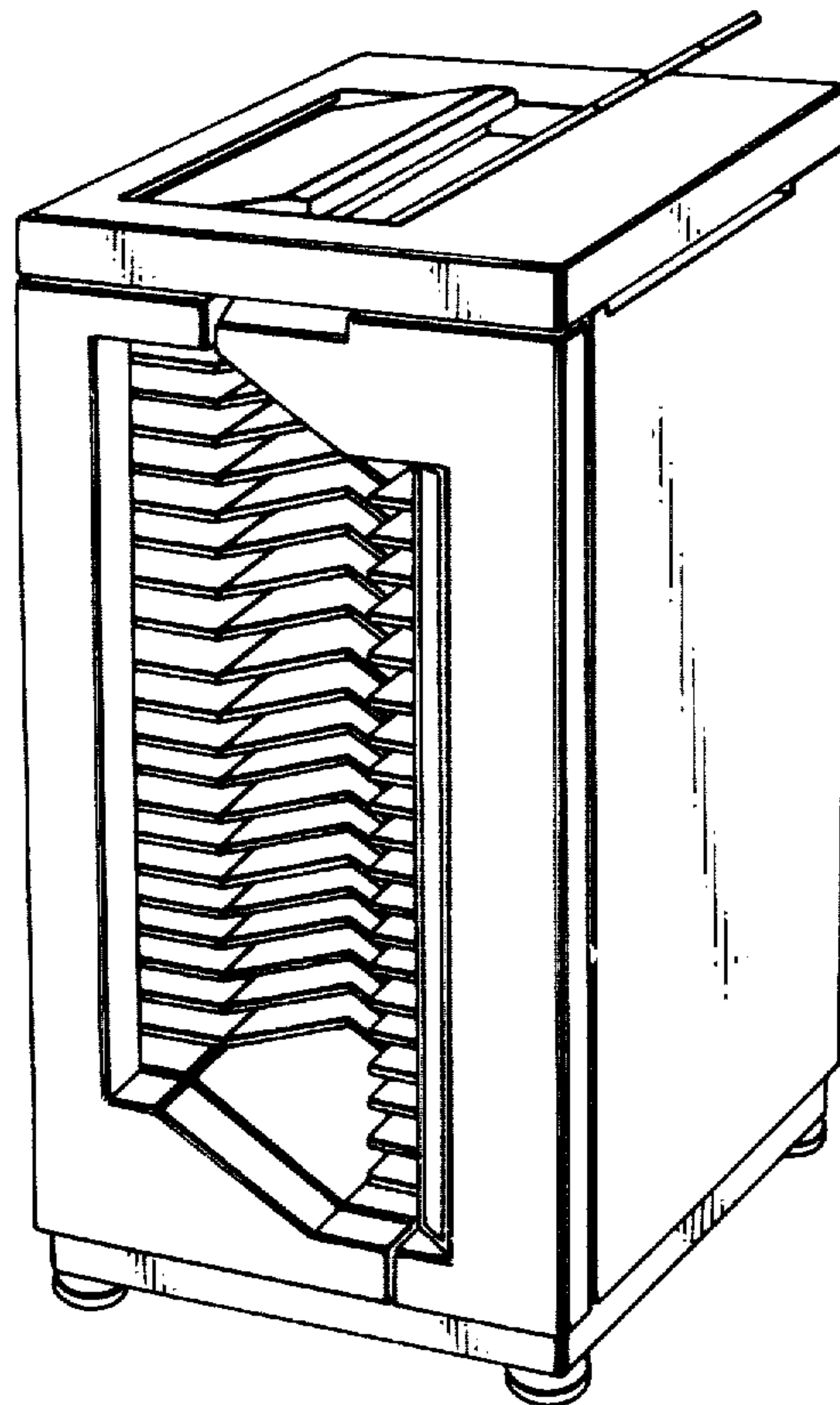


FIG. 1

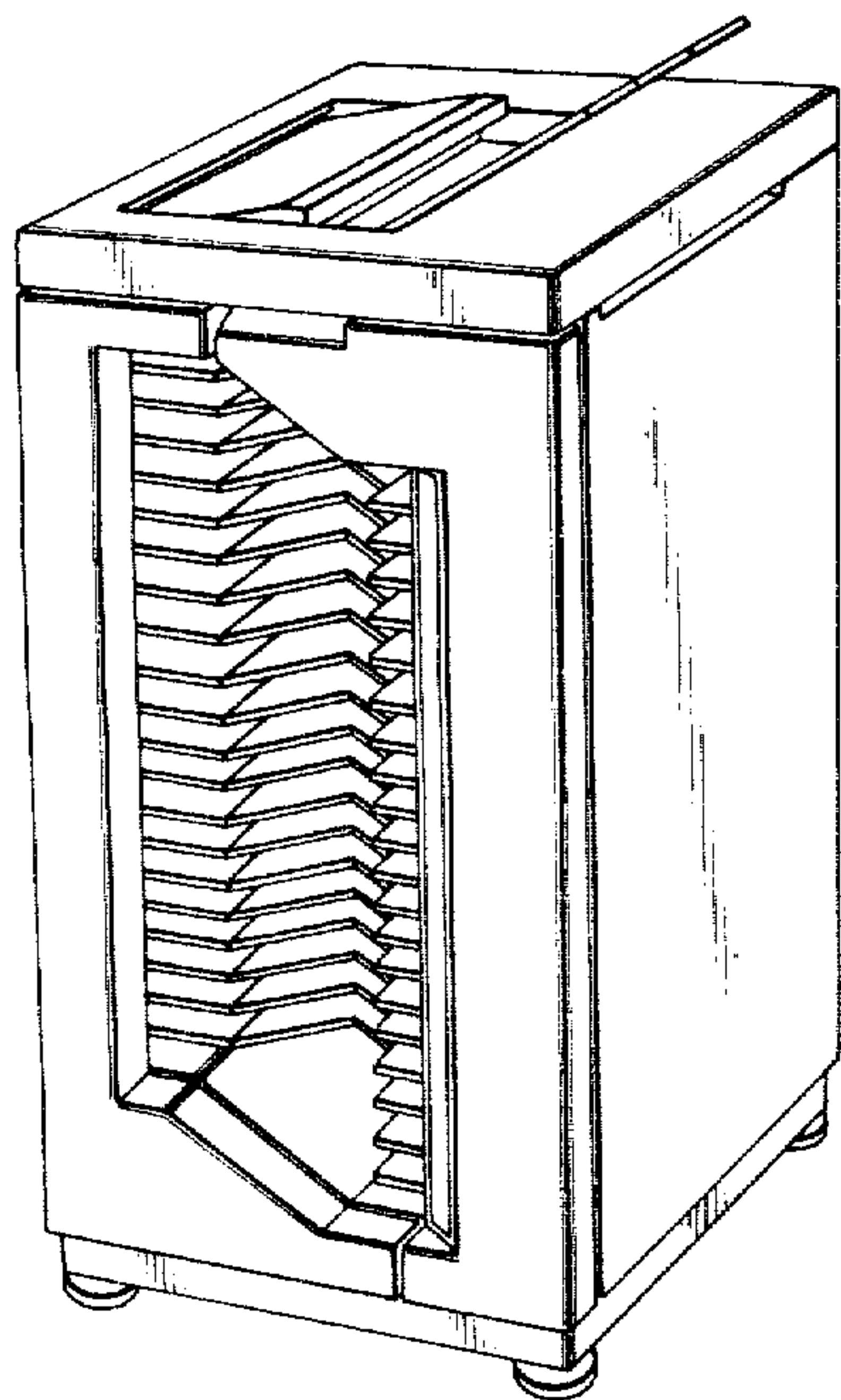


FIG. 2

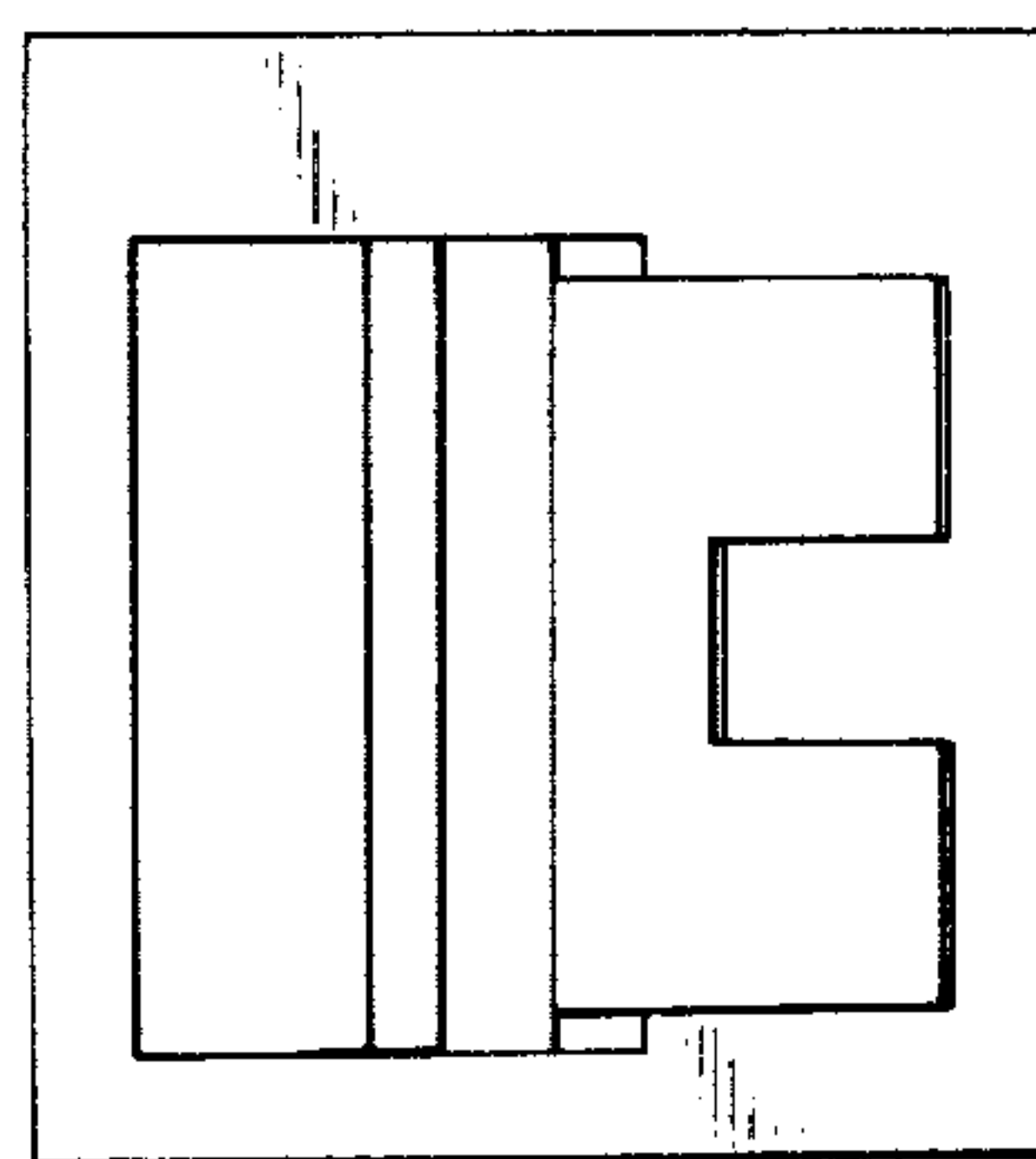


FIG. 3

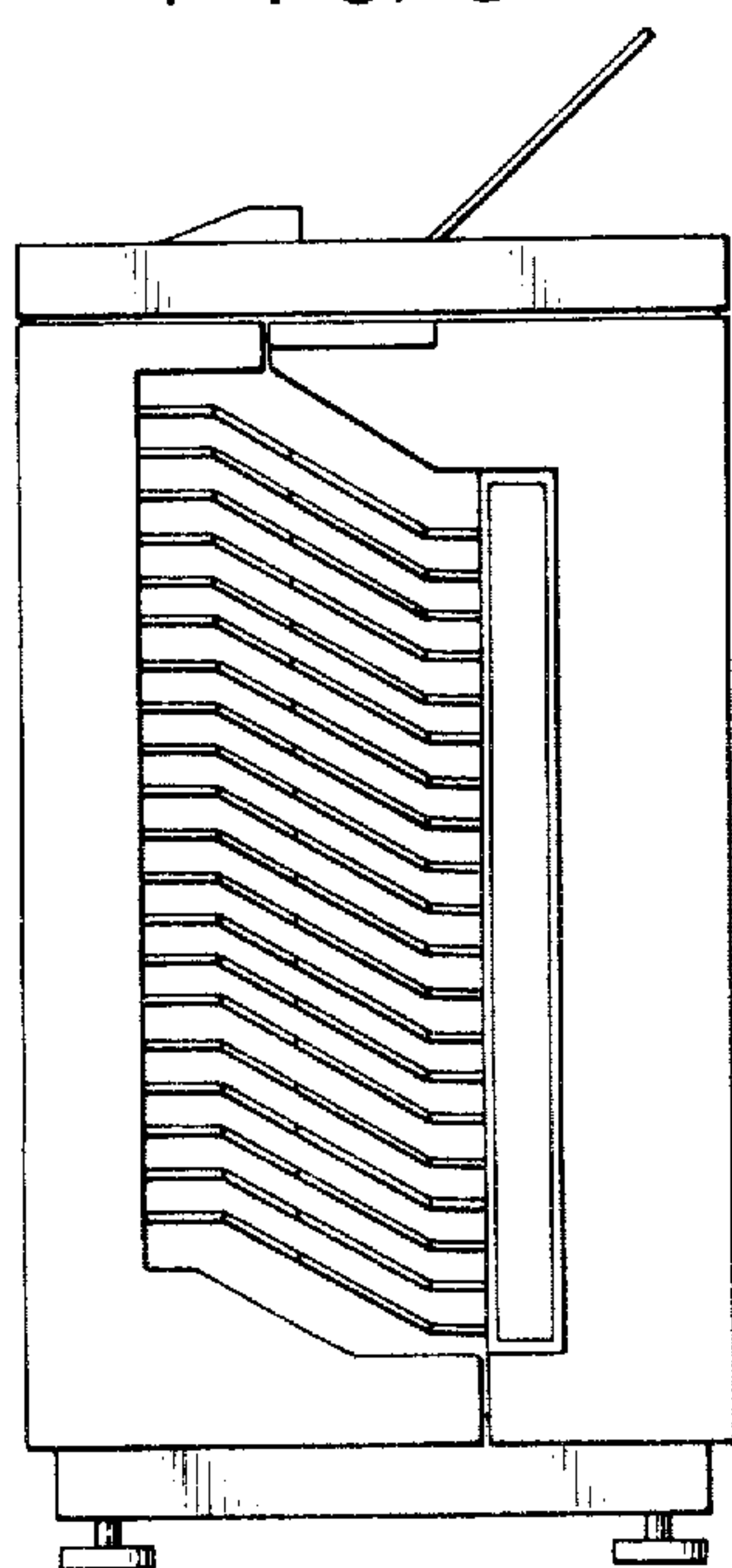


FIG. 4




FIG. 5




FIG. 6




FIG. 7

