

[54] TELEPHONE KEY

[75] Inventors: Donald Foggia, Ocean, N.J.; Roman Pomponi, Norwalk, Conn.

[73] Assignee: TIE/Communications, Inc., Shelton, Conn.

[**] Term: 14 Years

[21] Appl. No.: 936,337

[22] Filed: Aug. 24, 1978

[51] Int. Cl. D14-03

[52] U.S. Cl. D14/59; D14/66; D14/115

[58] Field of Search D13/38; D14/40, 42, D14/53, 52, 59, 66; 179/178, 179, 100 R, 100 D, 100 C, 103, 147, 90 K, 99

[56] References Cited

U.S. PATENT DOCUMENTS

- D. 223,252 4/1972 Jacobson D14/40
- D. 225,858 1/1973 Kline D14/42 X
- D. 249,511 9/1978 Olson D14/40
- 3,725,907 4/1973 Boulanger 179/90 K
- 3,797,630 3/1974 Zilkha 179/90 K
- 4,061,888 12/1977 Rasmussen 179/100 D
- 4,081,629 3/1978 Benesh et al. 179/100 R X

Primary Examiner—Bernard Ansher
Attorney, Agent, or Firm—Francis N. Carten

[57] CLAIM

The ornamental design for the telephone key, substantially as shown and described.

DESCRIPTION

FIG. 1 is a top front isometric view of a telephone key showing our new design;
 FIG. 2 is a top plan view thereof;
 FIG. 3 is a front elevation thereof;
 FIG. 4 is a side elevation thereof;
 FIG. 5 is an elevation as seen from the side opposite of FIG. 4;
 FIG. 6 is a bottom plan view thereof;
 FIG. 7 is a rear elevation thereof;
 FIG. 8 is a top plan view of a second modified embodiment of the telephone key illustrated in FIGS. 1 and 2;
 FIG. 9 is a top plan view a third modified embodiment of the telephone key illustrated in FIGS. 1 and 2;
 FIG. 10 is a top plan view of a fourth modified embodiment of the telephone key illustrated in FIGS. 1 and 2;
 FIG. 11 is a top plan view of a fifth modified embodiment of the telephone key illustrated in FIGS. 1 and 2;
 FIG. 12 is a top plan view of a sixth modified embodiment of the telephone key illustrated in FIGS. 1 and 2;
 FIG. 13 is a top plan view of a seventh modified embodiment of the telephone key illustrated in FIGS. 1 and 2;
 FIG. 14 is a top plan view of an eighth modified embodiment of the telephone key illustrated in FIGS. 1 and 2;
 FIG. 15 is a top plan view of a ninth modified embodiment of the telephone key illustrated in FIGS. 1 and 2;
 and
 FIG. 16 is a top plan view of a tenth modified embodiment of the telephone key illustrated in FIGS. 1 and 2.




Fig. 1




Fig. 2




Fig. 3




Fig. 4




Fig. 5




Fig. 6

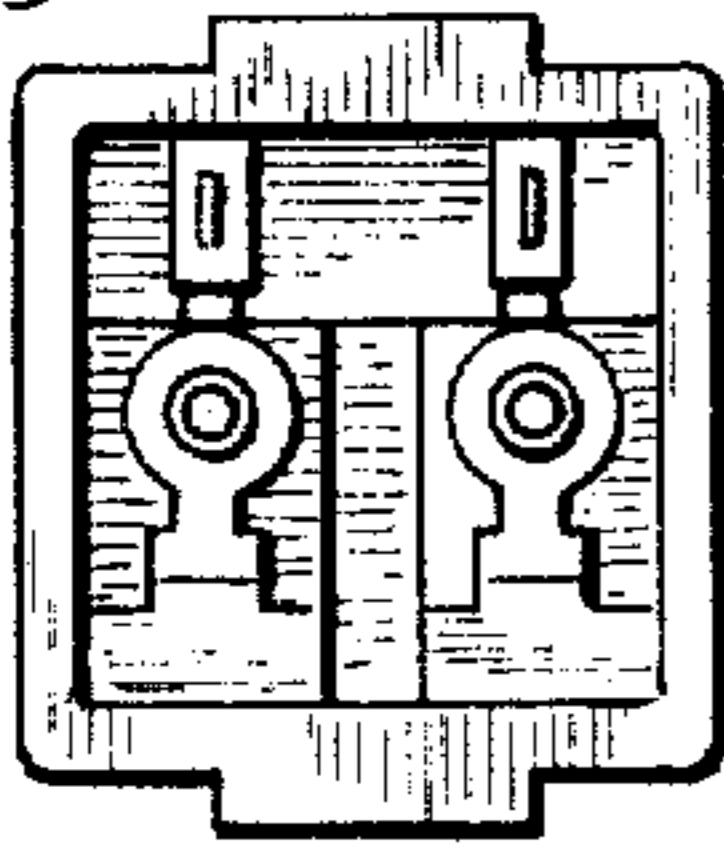


Fig. 7

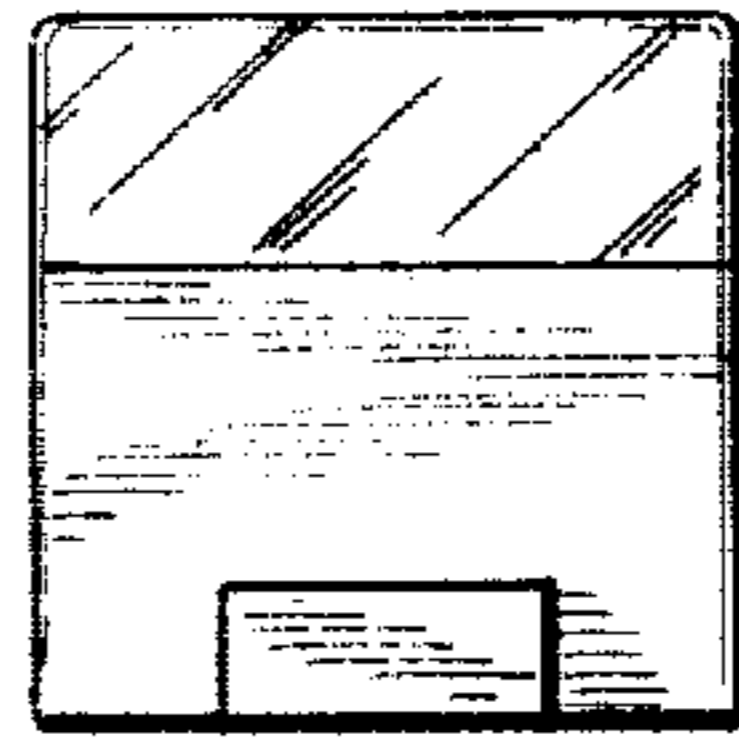


Fig. 8




Fig. 9

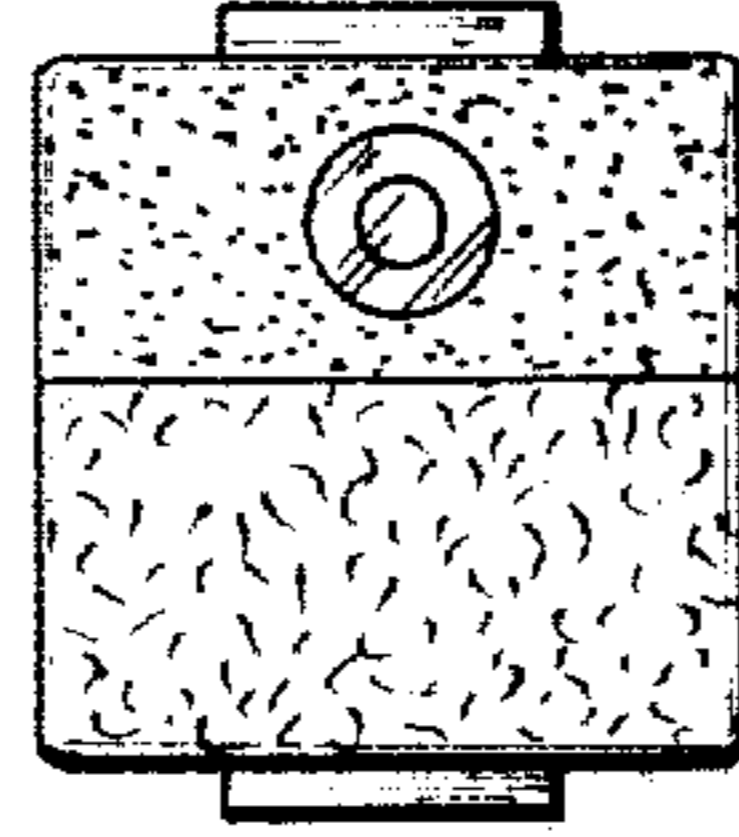


Fig. 10

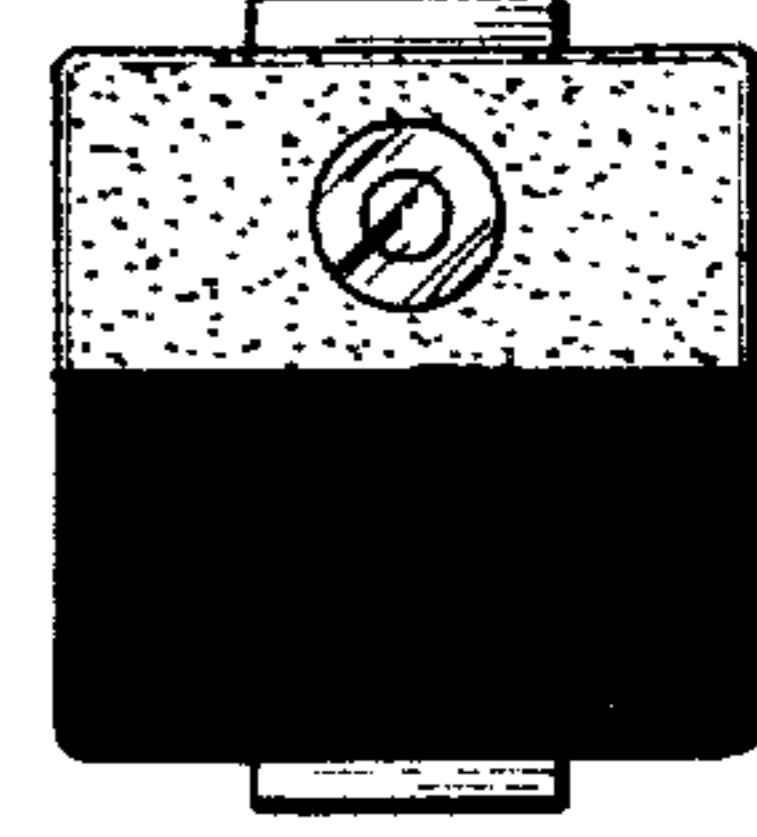


Fig. 11

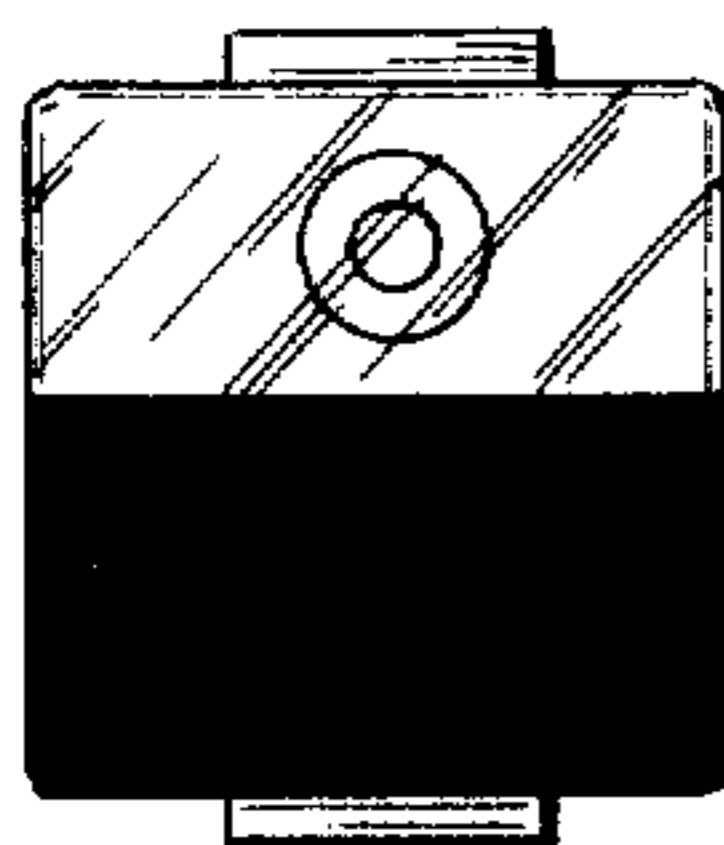


Fig. 12

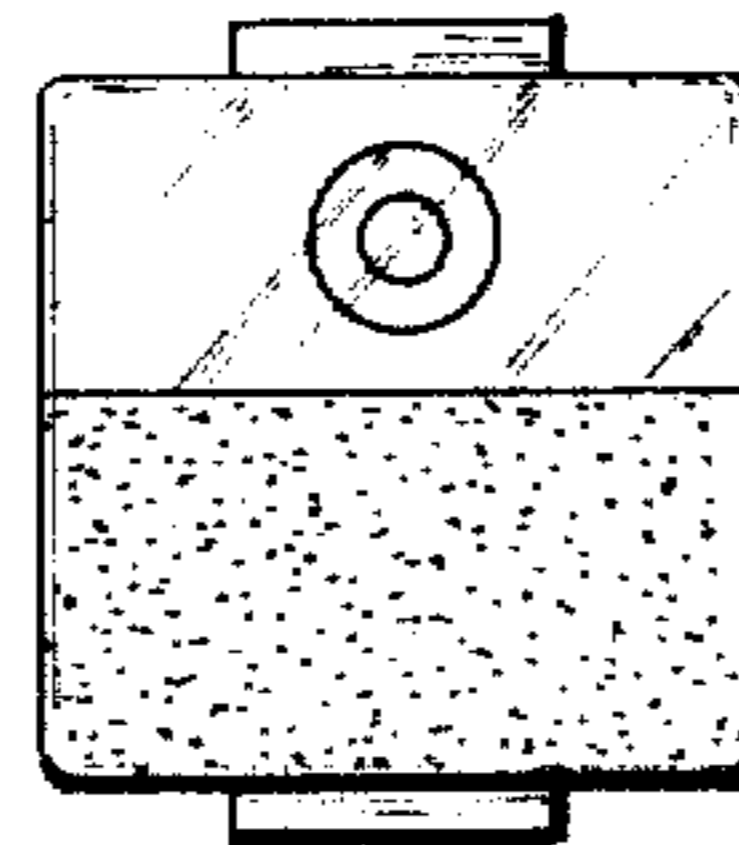


Fig. 13

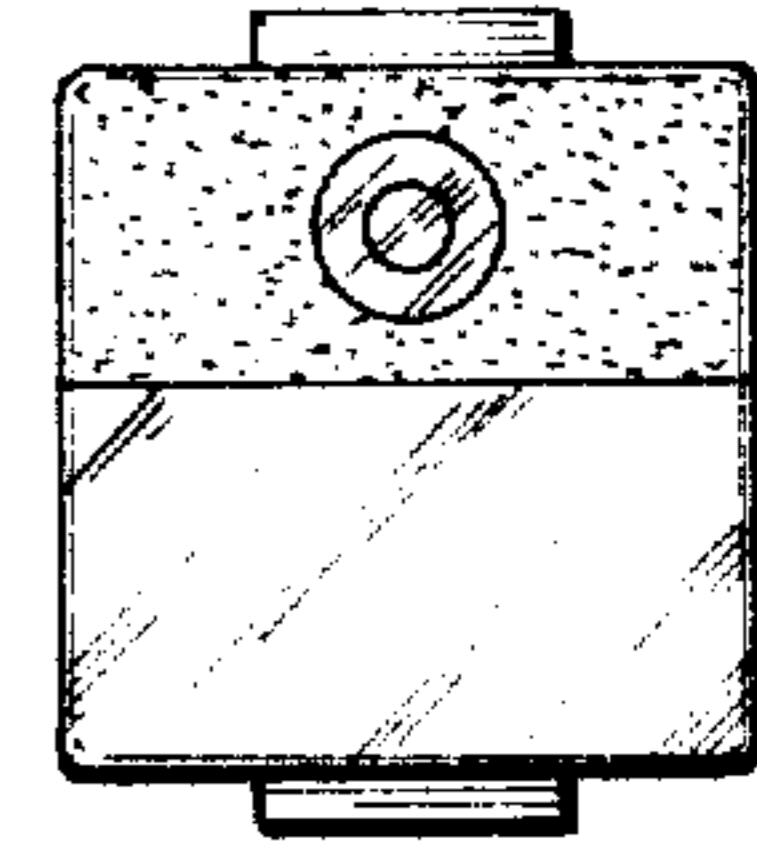


Fig. 14

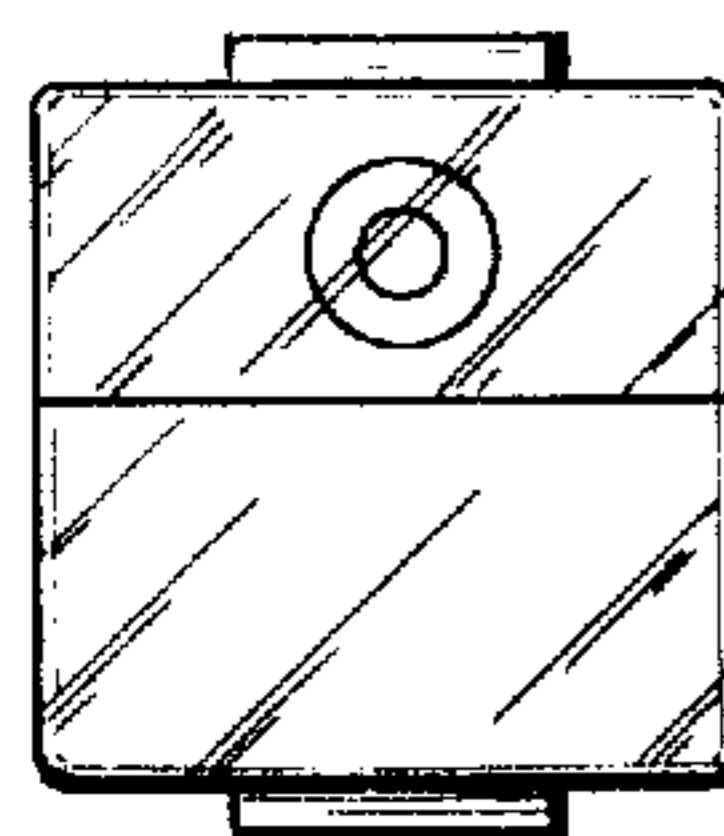


Fig. 15




Fig. 16

