

[54] COMBINED CASSETTE RECORDER AND RADIO RECEIVER

[75] Inventors: Takao Okada, Kyoto; Setsuo Miyanaga, Neyagawa; Benito Mishiro, Sakai, all of Japan

[73] Assignee: Matsushita Electric Industrial Co., Ltd., Osaka, Japan

[**] Term: 14 Years

[21] Appl. No.: 117,925

[22] Filed: Feb. 4, 1980

[30] Foreign Application Priority Data

Aug. 2, 1979 [JP] Japan 54-32436

[51] Int. Cl. D14-01; D14-03

[52] U.S. Cl. D14/5; D14/6; D14/70; D14/72

[58] Field of Search D14/1, 2, 5, 6, 10, D14/33, 34, 39, 68, 70-72, 75, 76, 96, 99

[56] References Cited PUBLICATIONS

W. Bell & Co., 1979 Cat., ©1978, p. 283, Item "E", Sharp Cassette Recorder. Evans 1979 Cat., p. 257x, Item #9, Panasonic Cassette Recorder. Sanyo Supplement to 6-4-79 Retailing Home Furnishings, p. "3", Items #'s M7500, M9920 & M9930.

Primary Examiner—Jane E. Corrigan Attorney, Agent, or Firm—Sughrue, Mion, Zinn, Macpeak and Seas

[57] CLAIM

The ornamental design for a combined cassette recorder and radio receiver, as shown and described.

DESCRIPTION

FIG. 1 is a front perspective view of a combined cassette recorder and radio receiver showing our new design; FIG. 2 is a left side elevational view; FIG. 3 is a right side elevational view; FIG. 4 is a top plan view; FIG. 5 is a rear elevational view; FIG. 6 is a bottom plan view; and FIG. 7 is a view like FIG. 4 with the handle pivoted toward the rear.




FIG. 1




FIG. 2

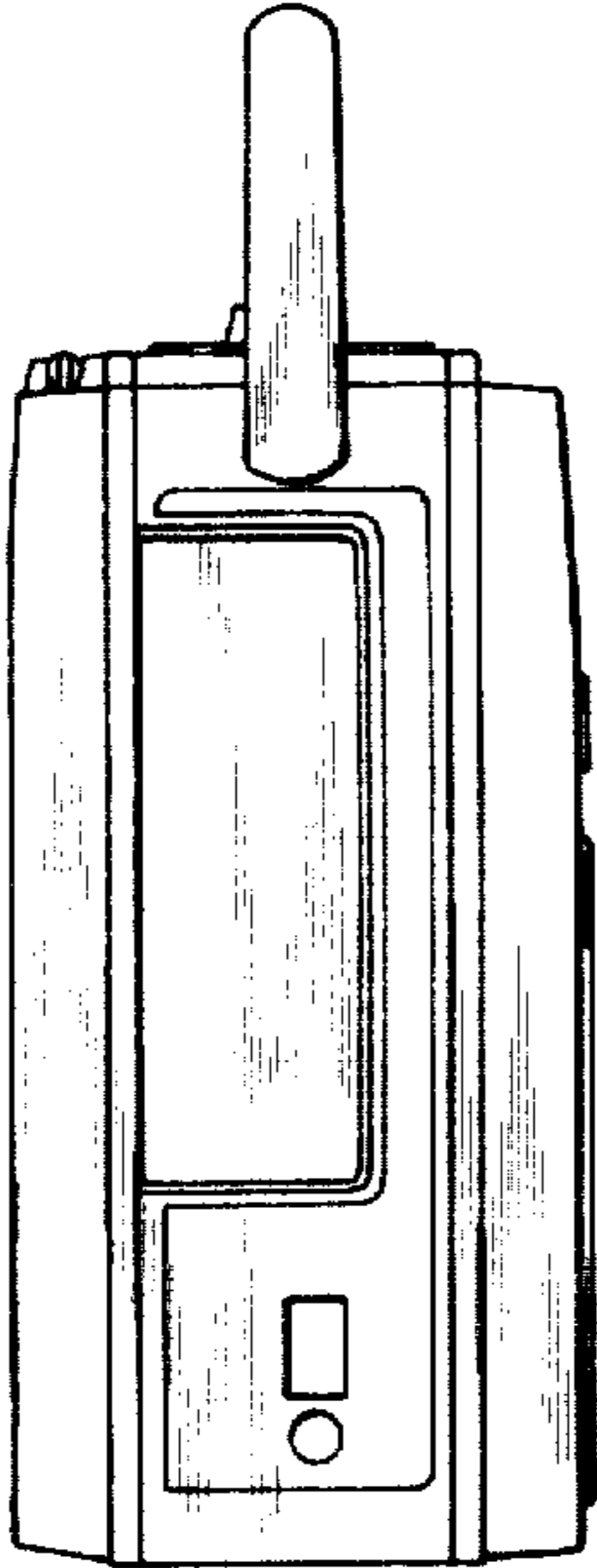


FIG. 3




FIG. 4

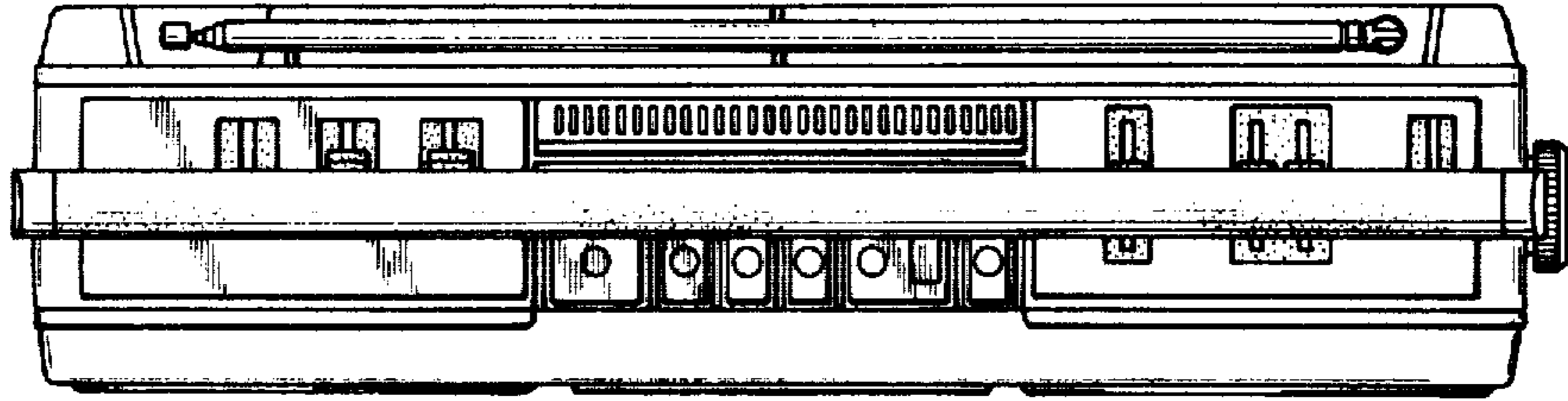


FIG. 5

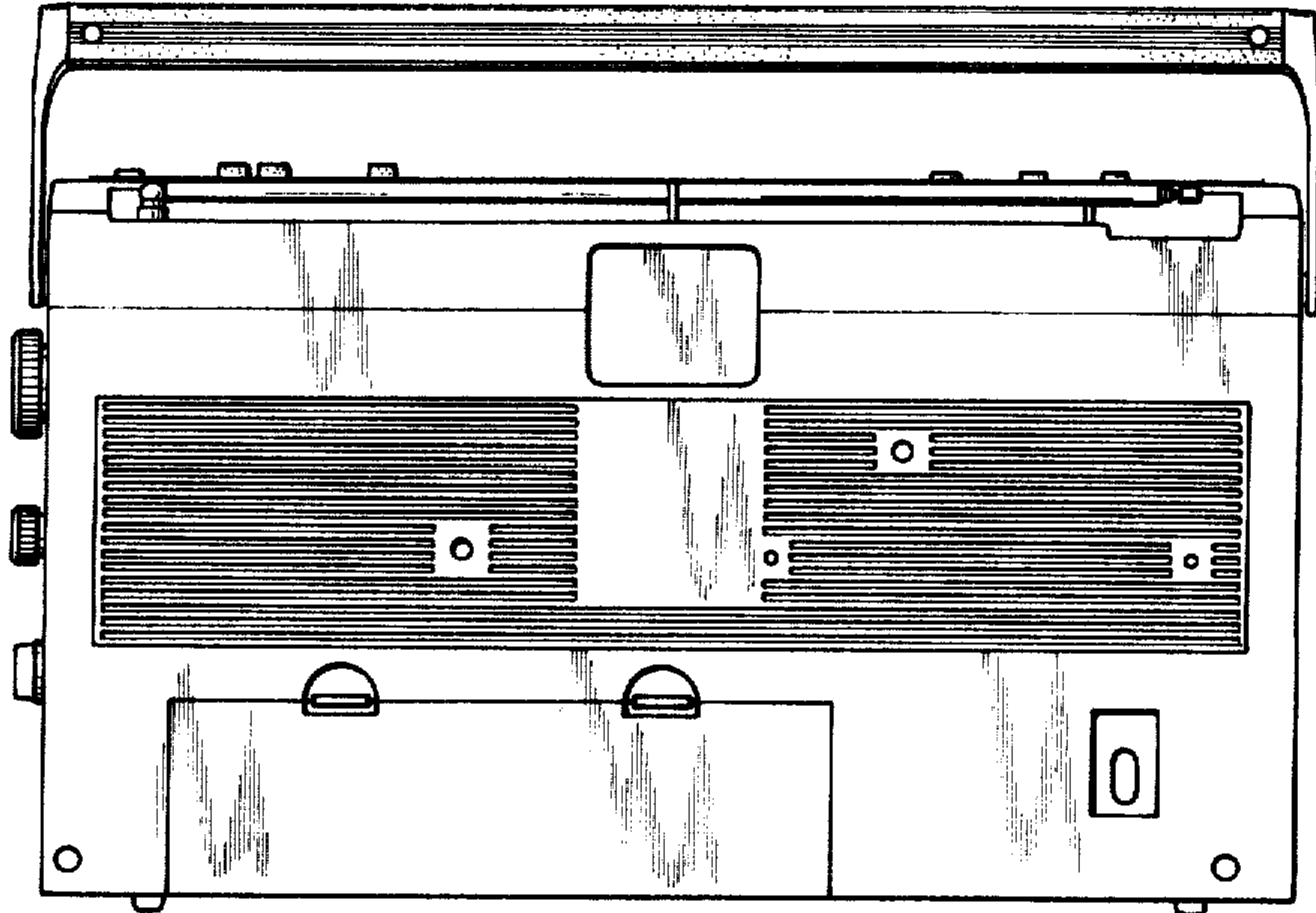


FIG. 6

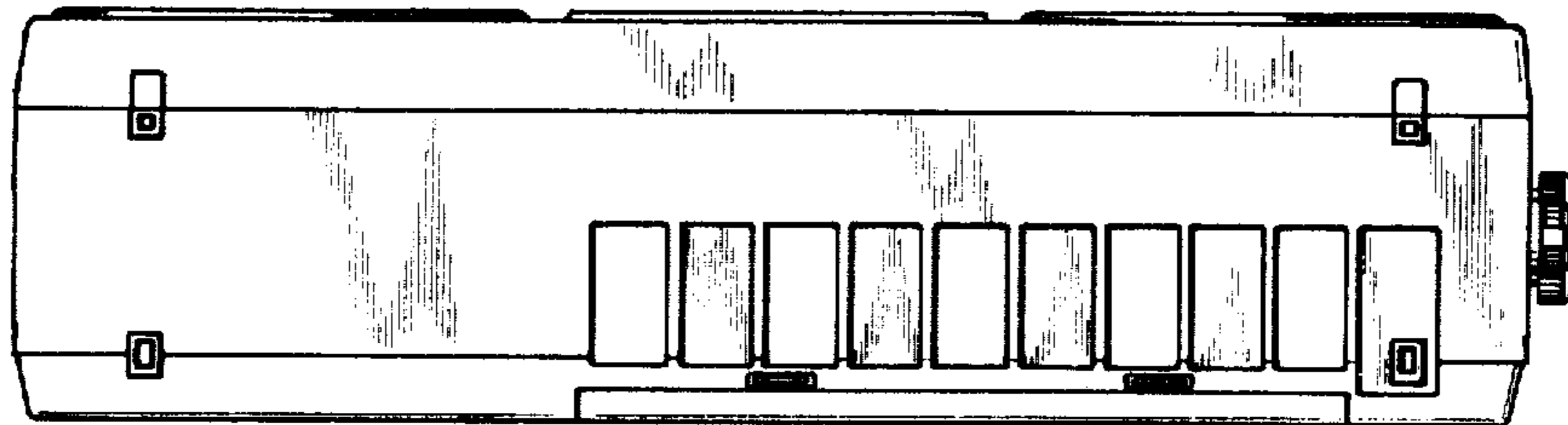


FIG. 7

