

[54] CAMOUFLAGE FABRIC OR SIMILAR  
ARTICLE

[75] Inventor: James H. Crumley, Arlington, Va.  
[73] Assignee: Bowing Enterprises, Arlington, Va.  
[\*\*] Term: 14 Years  
[21] Appl. No.: 162,926  
[22] Filed: Jun. 25, 1980

[51] Int. Cl. .... D5—05  
[52] U.S. Cl. .... D92/1 R; 2/1;  
D92/1 K  
[58] Field of Search ..... D6/205, 258, 264-267;  
D59/1, 2 R, 2 B, 2 C, 10 R; D92/1 R, 1 K, 1 P,  
1.1, 25; 2/1

[56] References Cited

U.S. PATENT DOCUMENTS

D. 47,066 3/1915 Brandt ..... D92/1.1  
D. 47,067 3/1915 Brandt ..... D92/1.1  
D. 66,947 3/1925 Musliner ..... D92/1.1  
D. 135,458 4/1943 Outerkunst ..... D92/1 P

OTHER PUBLICATIONS

Garrison Wagner Display Cat. #123, Spring & Summer  
1938, p. 24, Foil #AF-104.


Primary Examiner—Jane E. Corrigan  
Attorney, Agent, or Firm—Burns, Doane, Swecker &  
Mathis

[57] CLAIM

The ornamental design for camouflage fabric or similar  
article, as shown and described.

DESCRIPTION

FIG. 1 is a front elevational view of camouflage fabric  
or similar article showing my new design, with an  
oblong repeat unit being outlined between (1) horizon-  
tal plain dashed lines A-B and C-D and (2) the staggered  
vertical dashed lines which run between lines A-B and  
C-D. The repeat is a flipped repeat. That is, between  
horizontal rows, the right and left halves of the repeat  
unit are reversed, with the edges of the unit shown by  
(1) staggered dashed lines and (2) dot-dash lines corre-  
sponding, respectively, to each other in the drawing;  
FIG. 2 is a rear elevational view;  
FIG. 3 is a plan view; and  
FIG. 4 is a side elevational view.






Fig. 1




Fig. 2

Fig. 4

Fig. 3