

[54] LUMINAIRE OR SIMILAR ARTICLE

[76] Inventor: Kenneth R. Hawkins, 1190 S. River Rd., Gurnee, Ill. 60031

[**] Term: 7 Years

[21] Appl. No.: 146,708

[22] Filed: May 5, 1980

[51] Int. Cl. D26-05; D20-03

[52] U.S. Cl. D26/85; D26/128; D20/42

[58] Field of Search D26/24, 72, 75-92; D20/10, 42; 362/311, 227, 235, 362, 363, 404, 408, 432, 812, 217, 219, 220, 223, 225; 40/541, 542, 553, 558, 563, 564, 570, 572, 574, 578, 581

[56] References Cited

U.S. PATENT DOCUMENTS

D. 172,339 6/1954 Cummins D20/42
3,516,187 6/1970 Espinosa 40/553

FOREIGN PATENT DOCUMENTS

553266 12/1956 Belgium 362/311
316736 12/1919 Fed. Rep. of Germany 40/542
1314541 12/1962 France 40/564

OTHER PUBLICATIONS

McPhilben, Emergency Exits & Directionals Catalog, Folio E-2, 4-1978, p. 3, Flat Wall Mounted Exit Light. Perflex by Perfeclite Inc. Catalog. Dynaray Fixtures Catalog by Electro Powerpacs Corp.. "Thin-Ex", Exit Signs by Perfeclite. Kenall Fixtures.

Primary Examiner—Susan J. Lucas
Attorney, Agent, or Firm—Cook, Wetzel & Egan

[57] CLAIM

The ornamental design for a luminaire or similar article, substantially as shown and described.

DESCRIPTION

FIG. 1 is a perspective view of a luminaire or the like showing my new design;
FIG. 2 is an elevational view of the end opposite that shown in FIG. 1 on an enlarged scale;
FIG. 3 is a rear elevational view thereof on an enlarged scale;
FIG. 4 is a top plan thereof on an enlarged scale;
FIG. 5 is a bottom plan view thereof on an enlarged scale.

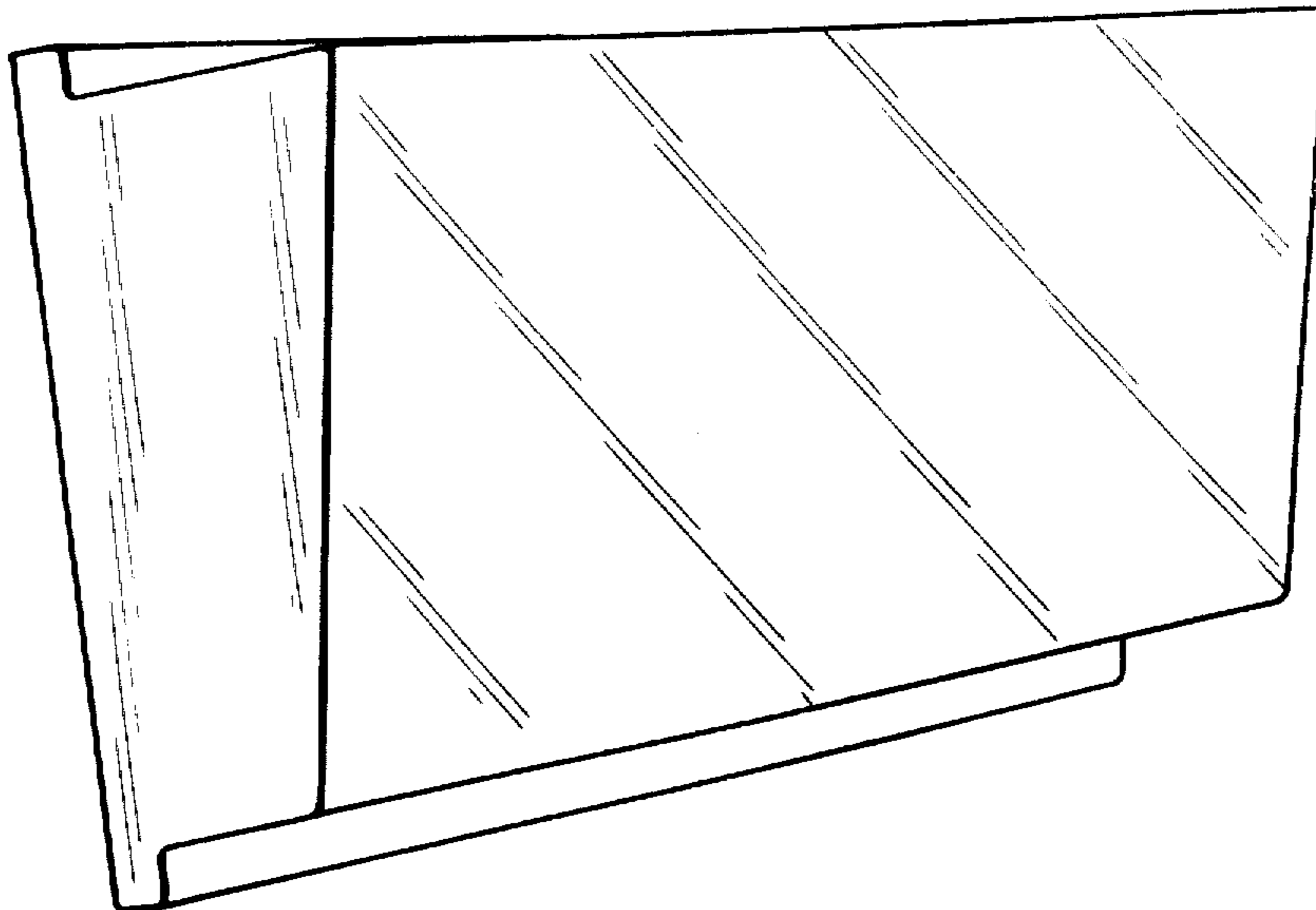


Fig. 1.

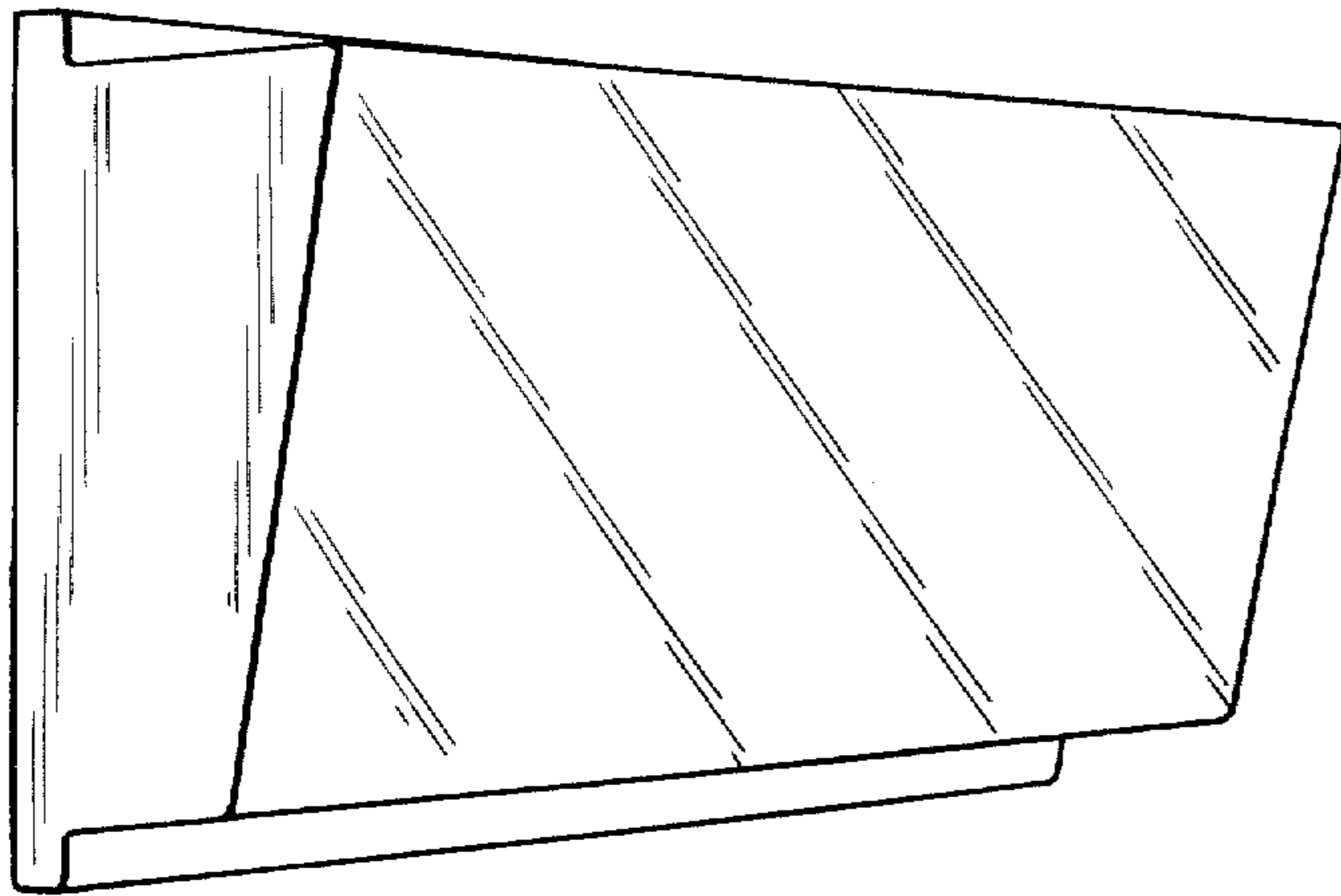


Fig. 2.




Fig. 3.




Fig. 4.

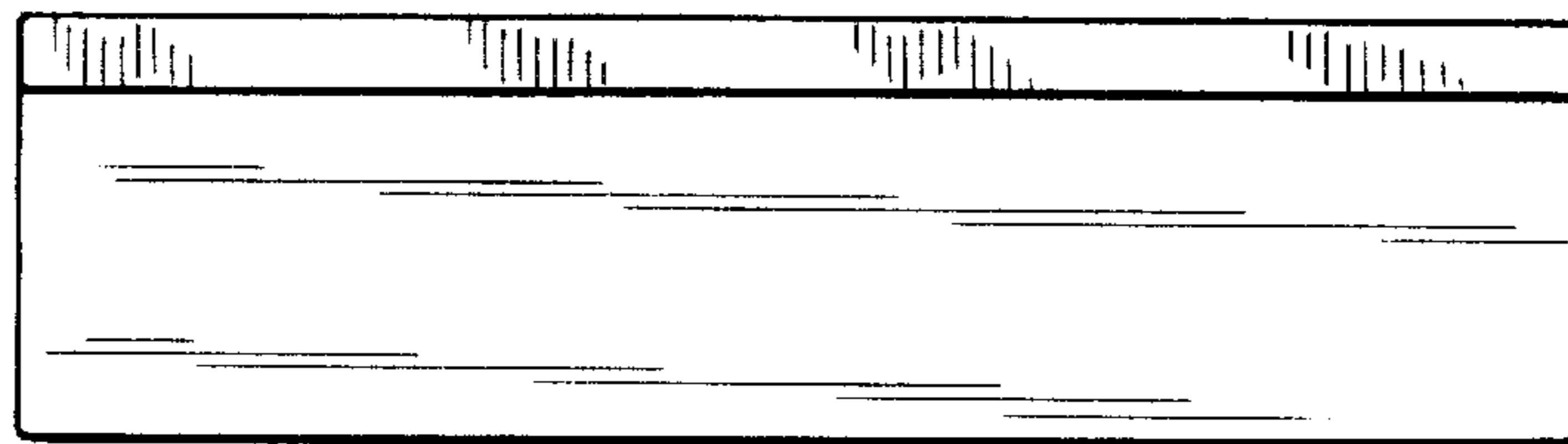


Fig. 5.

