

United States Patent [19]

Nakao et al.

[11] Des. 265,749

[45] ** Aug. 10, 1982

[54] TOY RATTLE

[75] Inventors: Shinroku Nakao, Yokohama;
Yoshiyasu Ishii; Masako Mizugami,
both of Tokyo, all of Japan

[73] Assignee: Combi Co., Ltd., Tokyo, Japan

[**] Term: 14 Years

[21] Appl. No.: 143,255

[22] Filed: Apr. 24, 1980

[30] Foreign Application Priority Data

Nov. 19, 1979 [JP] Japan 54-48468

[51] Int. Cl. D21-01

[52] U.S. Cl. D21/65; D21/168

[58] Field of Search D21/65, 64, 166, 168;
46/92-93

[56]

References Cited

U.S. PATENT DOCUMENTS

D. 171,460 2/1954 Reitzer D21/168
1,548,617 8/1925 Belle 46/193
1,607,055 11/1926 Cooper D21/167

Primary Examiner—Charles A. Rademaker
Attorney, Agent, or Firm—Sughrue, Mion, Zinn,
Macpeak & Seas

[57]

CLAIM

The ornamental design for a toy rattle, as shown and described.

DESCRIPTION

FIG. 1 is a front, bottom and right side perspective view of a toy rattle showing our new design, the rear being a mirror image of the front;

FIG. 2 is a right side perspective view thereof, the opposite side being a mirror image thereof;

FIG. 3 is a top plan view thereof; and

FIG. 4 is a bottom plan view thereof.

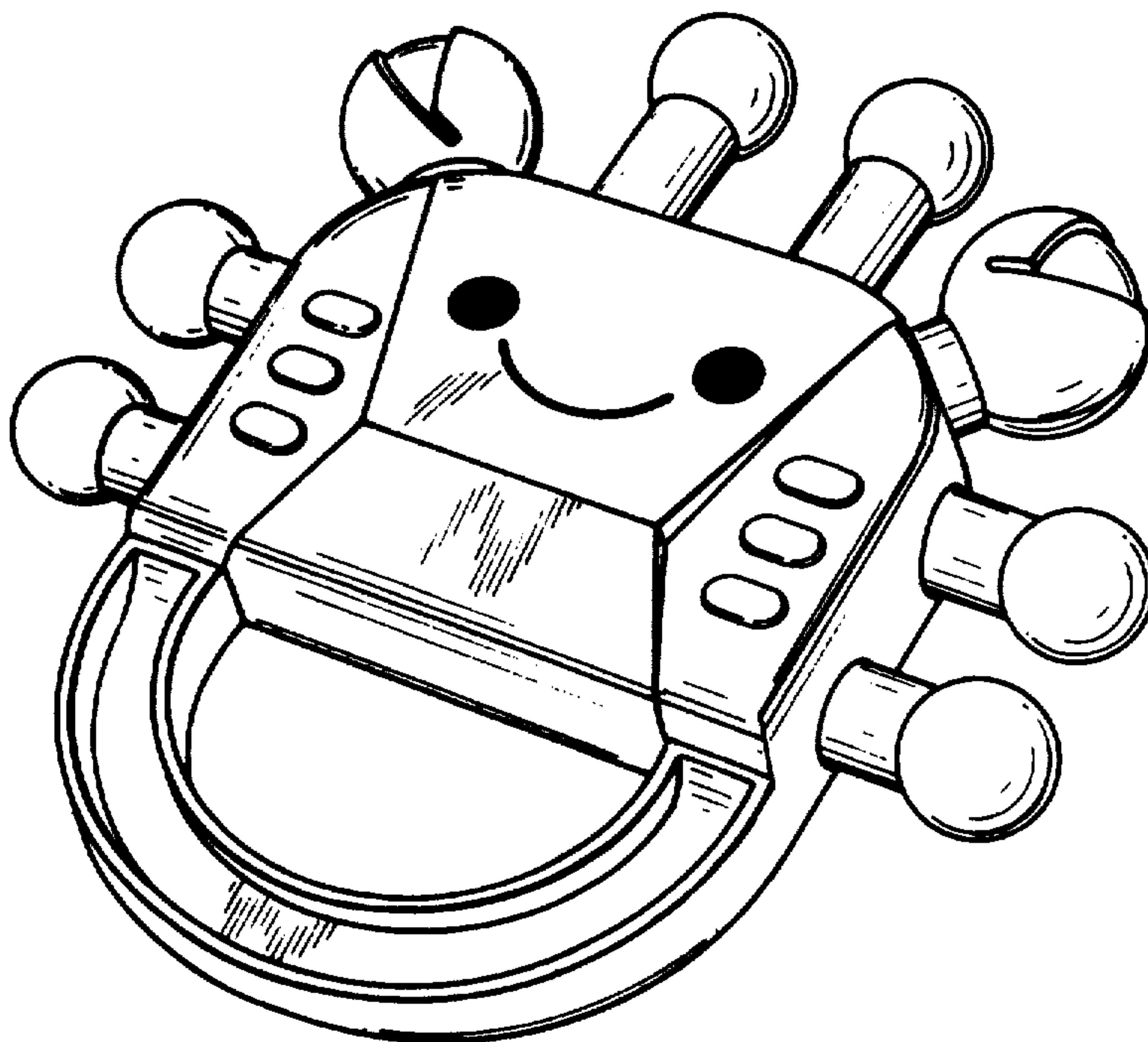


FIG. 1




FIG. 2

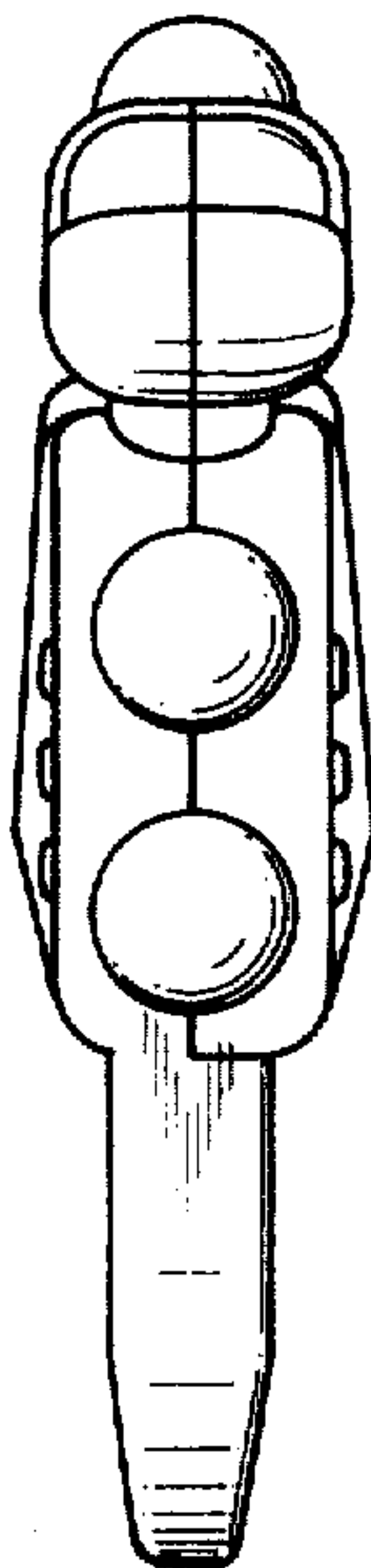


FIG. 3




FIG. 4

