

[54] TELEPHONE SET BASE

[75] Inventor: John A. Mahan, Kanata, Canada

[73] Assignee: Northern Telecom Limited, Montreal, Canada

[**] Term: 14 Years

[21] Appl. No.: 213,858

[22] Filed: Dec. 8, 1980

[30] Foreign Application Priority Data

Oct. 22, 1980 [CA] Canada 47728

[51] Int. Cl. D14-03

[52] U.S. Cl. D14/60; D14/53; D14/58

[58] Field of Search D14/60, 53, 57, 58; 179/100 R, 100 D, 103, 146 R, 178, 179, 100 C, 100 L

[56]

References Cited

U.S. PATENT DOCUMENTS

D. 237,506	11/1975	Genaro et al.	D14/60
D. 252,331	7/1979	Baase et al.	D14/60
D. 257,978	1/1981	Festa et al.	D14/53 X
D. 260,643	9/1981	Foggia et al.	D14/53 X
3,243,517	3/1966	Miller et al.	179/179
3,483,333	12/1969	Gregeen	179/100 D
4,256,929	3/1981	Blomberg	179/179
4,303,807	12/1981	Sato	179/179

Primary Examiner—Bernard Ansher
Attorney, Agent, or Firm—John E. Mowle


[57]

CLAIM

The ornamental design for a telephone set base, substantially as shown and described.

DESCRIPTION

FIG. 1 is a perspective view of a telephone set base with a hinged lid in a closed position;
FIG. 2 is a top plan view;
FIG. 3 is an elevational view of one side;
FIG. 4 is a front elevational view;
FIG. 5 is a rear elevational view thereof;
FIG. 6 is a perspective view of the telephone set base with the hinged lid in an open position.






Fig. 1


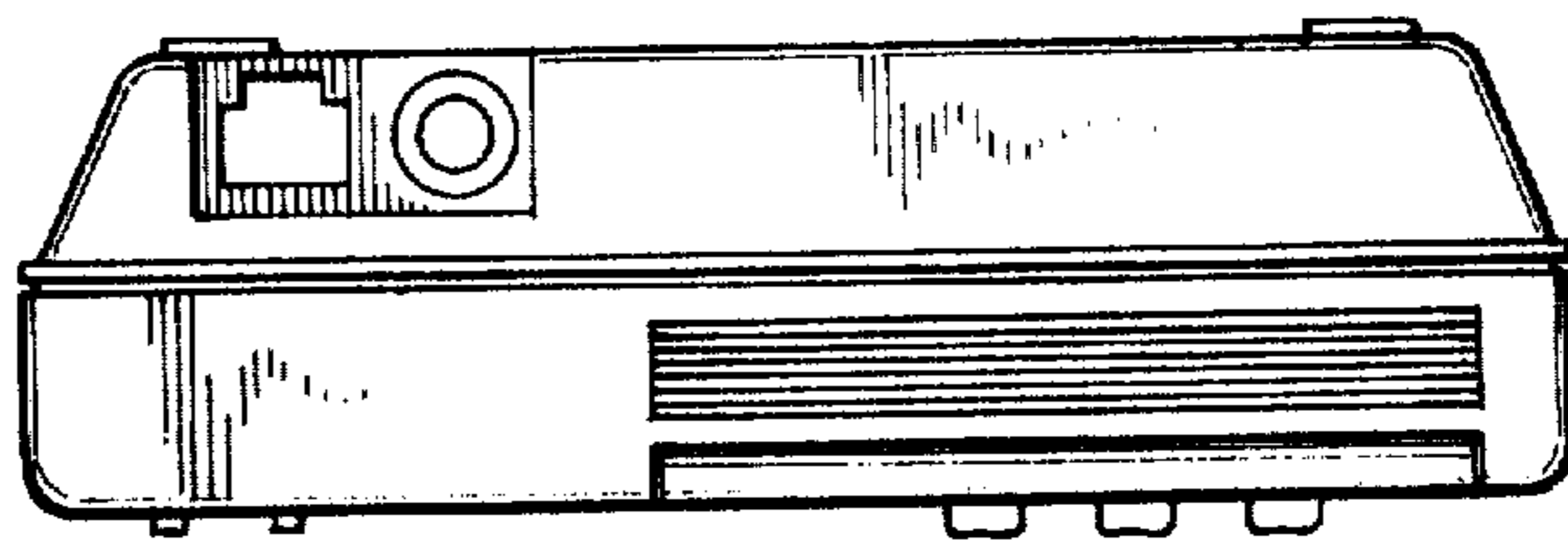
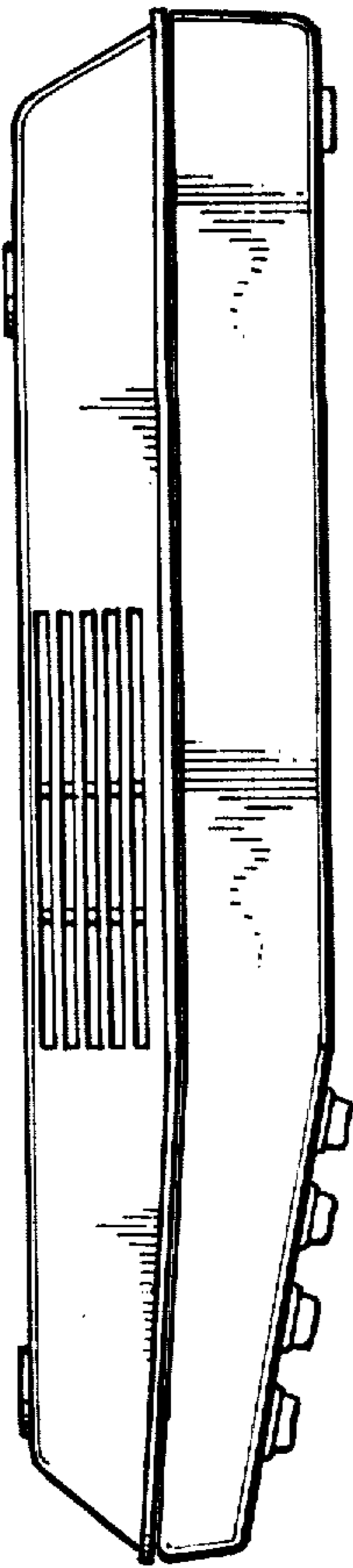


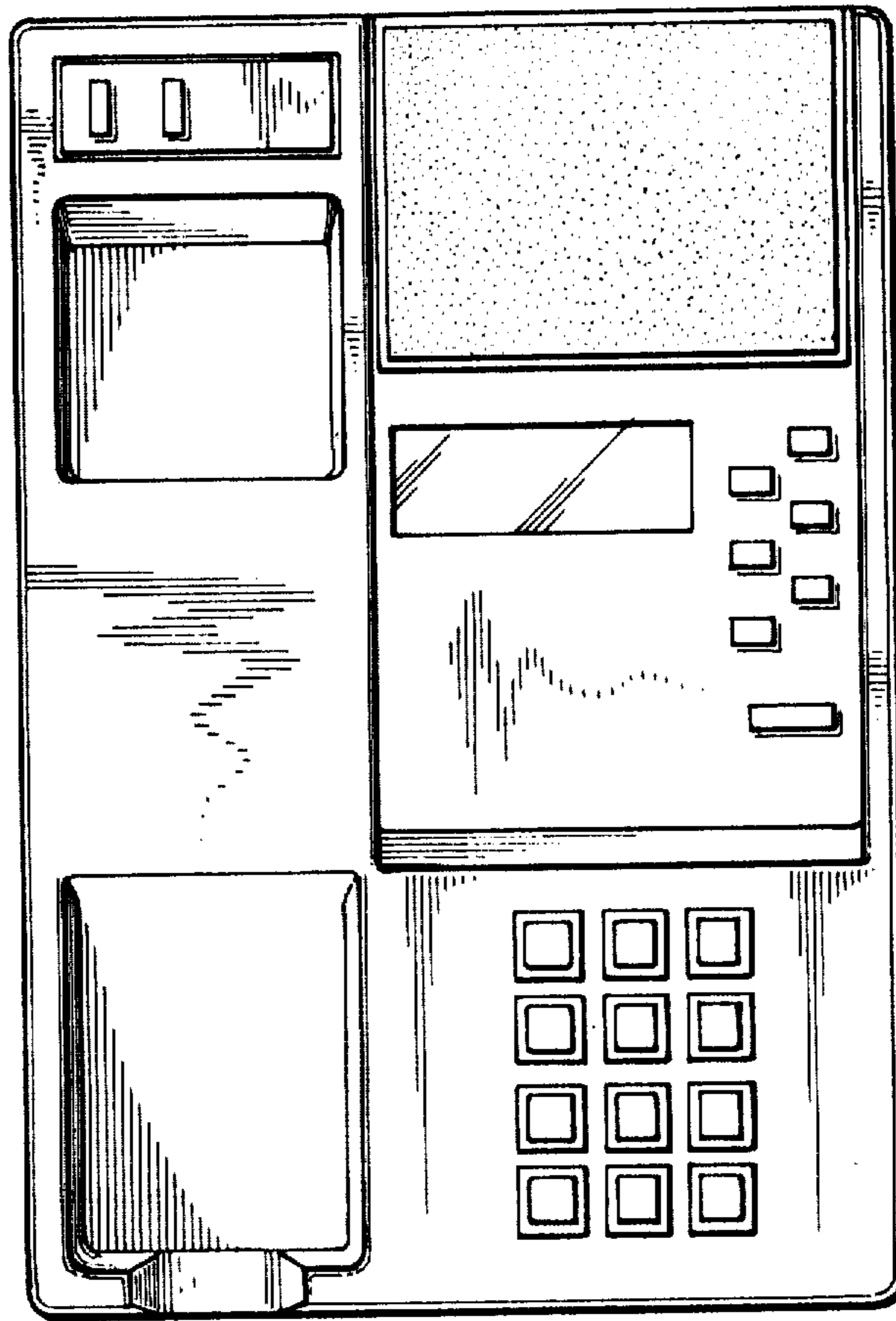
Fig. 6



~Fig. 5~



~Fig. 3~



~Fig. 2~

~Fig. 4~

