

[54] DOOR MAT BASE PLATE OR SIMILAR ARTICLE

491,851 2/1893 Morton ..... 15/215 X  
4,029,834 6/1977 Bartlett ..... 15/215 X

[75] Inventors: Ken Yamazaki, Kobe; Yosuke Yamamoto, Toyonaka; Takehisa Kinoyama, Suita; Kinichi Sasagawa, Takatsuki, all of Japan

[73] Assignee: Duskin Franchise Kabushiki Kaisha, Oyodo-Osaka, Japan

[\*\*] Term: 14 Years

[21] Appl. No.: 176,964

[22] Filed: Aug. 11, 1980

[30] Foreign Application Priority Data

Feb. 14, 1980 [JP] Japan ..... 55-5080

[51] Int. Cl. .... D6-11

[52] U.S. Cl. .... D6/219; D6/209

[58] Field of Search ..... D6/209, 213, 218, 219, D6/222, 224, 225, 232, 234, 238, 241, 242, 245, 246; D7/37; D21/16; D25/79; 248/346; 15/215

[56] References Cited

U.S. PATENT DOCUMENTS

D. 194,450 1/1963 Kraines ..... D6/209  
D. 241,458 9/1976 Hudson et al. .... D21/16 X

OTHER PUBLICATIONS

*Sweet's Catalog File*, ©'77, vol. 12, Sec. 12.17/Pa, p. 5, top right illustrations, Stepped Molding on left.

*Primary Examiner*—Jane E. Corrigan  
*Attorney, Agent, or Firm*—Cushman, Darby & Cushman

[57] CLAIM

The ornamental design for a door mat base plate or similar article, as shown and described.

DESCRIPTION

FIG. 1 is a top plan view of a door mat base plate or similar article showing our new design; FIG. 2 is a front elevational view thereof; FIG. 3 is a bottom plan view thereof; FIG. 4 is a left side elevational view thereof; FIG. 5 is a fragmentary vertical sectional view thereof on a larger scale, taken on line 5-5 of FIG. 1; FIG. 6 is a fragmentary rear elevational view thereof, on the same scale as FIG. 5; and FIG. 7 is a fragmentary top plan view thereof, on the same scale as FIG. 5.

The right side and rear thereof are mirror images of the left side and front thereof, respectively.

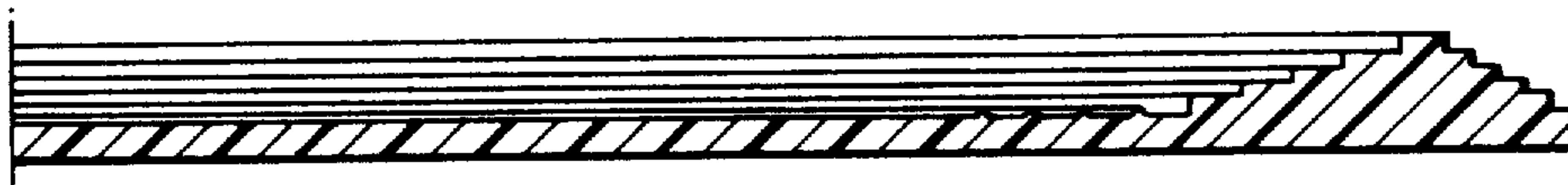
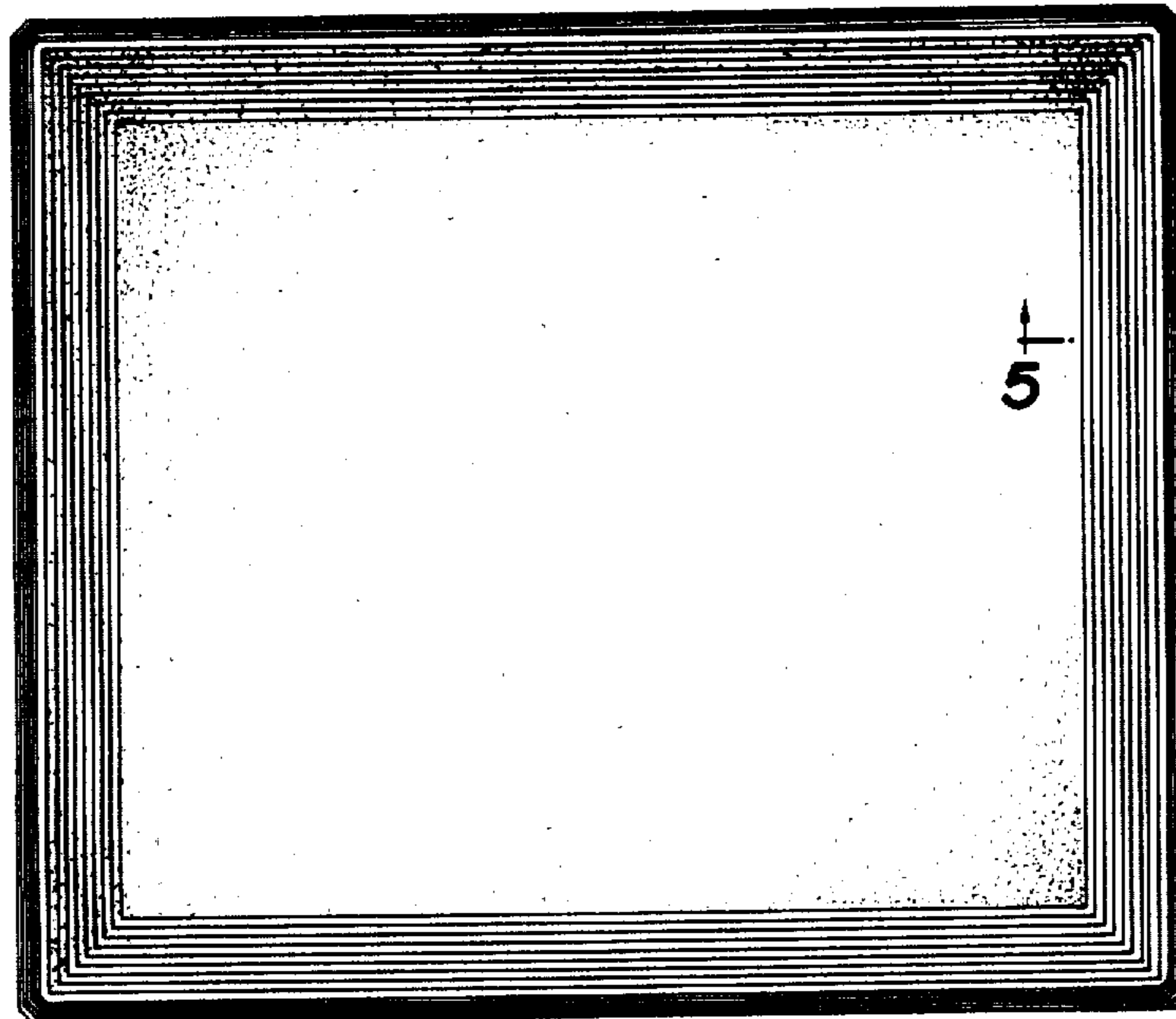


FIG. 1

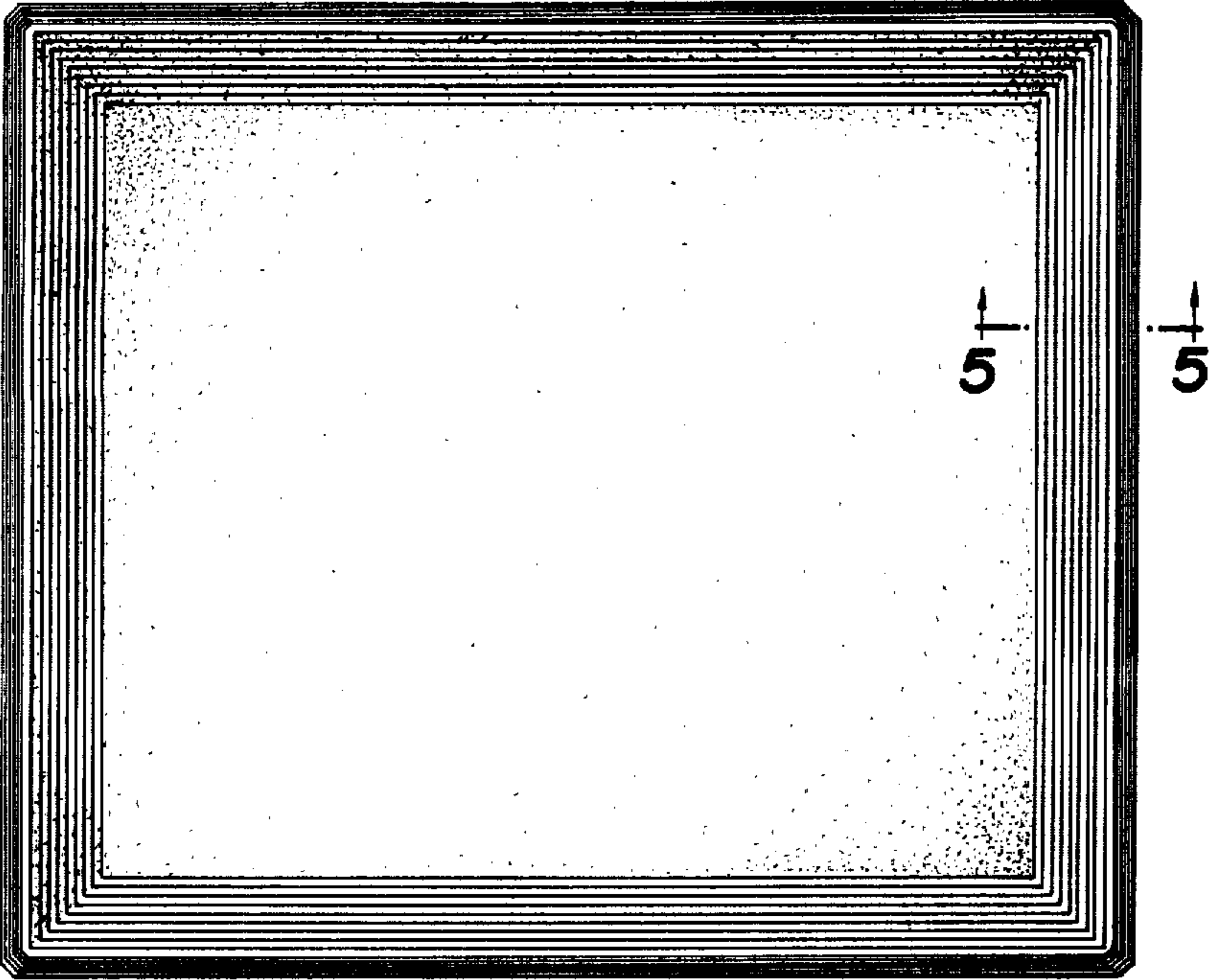


FIG. 2



FIG. 3




FIG. 4



FIG. 5

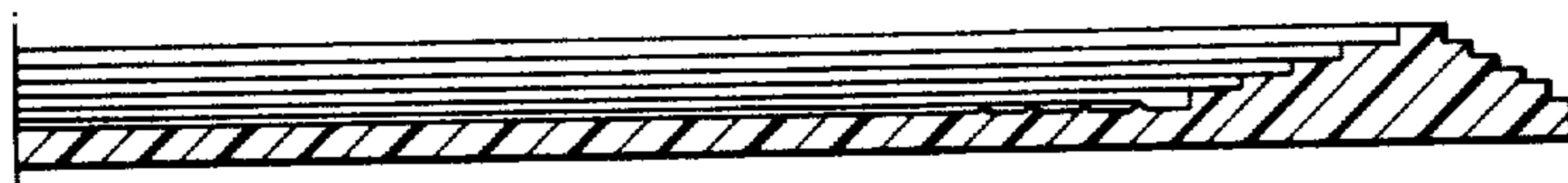


FIG. 6




FIG. 7

