

[54] RATTLE TOY

[75] Inventors: Shinroku Nakao, Yokohama; Yoshiyasu Ishii; Masako Mizugami, both of Tokyo, all of Japan

[73] Assignee: Combi Co., Ltd., Tokyo, Japan

[**] Term: 14 Years

[21] Appl. No.: 140,635

[22] Filed: Apr. 15, 1980

[30] Foreign Application Priority Data

Nov. 19, 1979 [JP] Japan 54-48467

[51] Int. Cl. D21-01

[52] U.S. Cl. D21/64; D21/187

[58] Field of Search D21/64, 65, 187; 46/193, 192; D11/49, 52, 82, 100, 134, 158

[56] References Cited

U.S. PATENT DOCUMENTS

D. 92,887 7/1934 Dubbles D21/187

D. 143,445 1/1946 Stafford D21/187
D. 161,353 12/1950 Mann D21/187
D. 234,966 4/1975 Langieri et al. D21/65
3,190,036 6/1965 Motley 46/193

OTHER PUBLICATIONS

Sears Xmas Catalog, 1978, p. 542, Item #7, Rattle.

Primary Examiner—Charles A. Rademaker
Attorney, Agent, or Firm—Sughrue, Mion, Zinn, Macpeak & Seas

[57] CLAIM

The ornamental design for a rattle toy, as shown and described.

DESCRIPTION

FIG. 1 is a front, top and right side perspective view of a rattle toy showing our new design; FIG. 2 is a left side elevational view thereof, the opposite side being a mirror image thereof; FIG. 3 is a bottom plan view thereof; FIG. 4 is a rear elevational view thereof; and FIG. 5 is a front elevational view thereof.




FIG. 1




FIG. 2

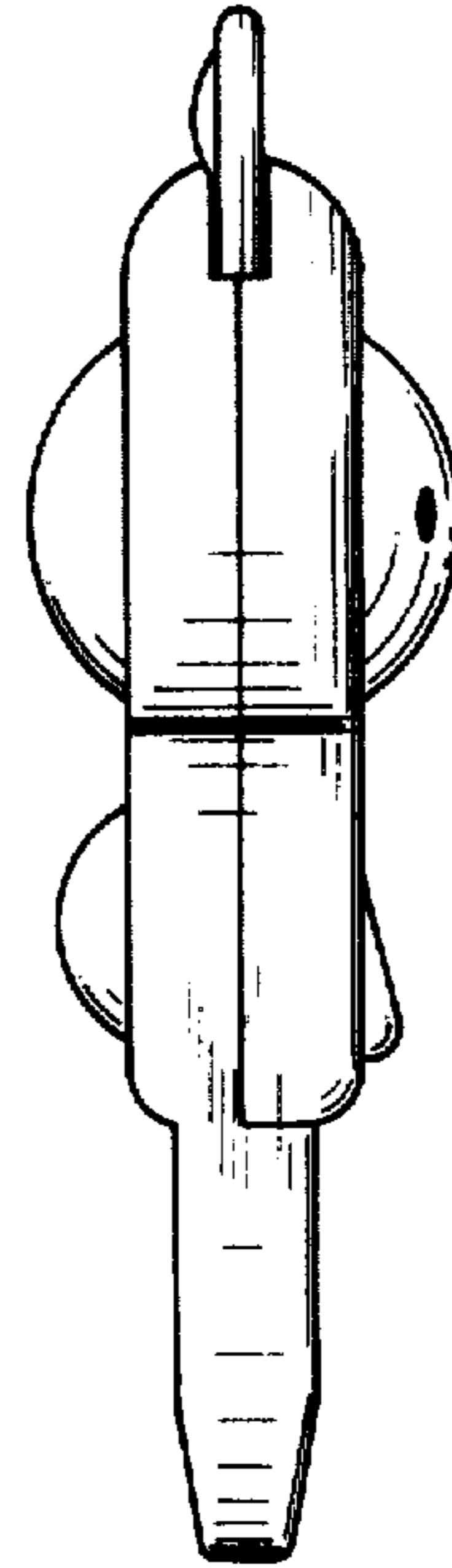


FIG. 3

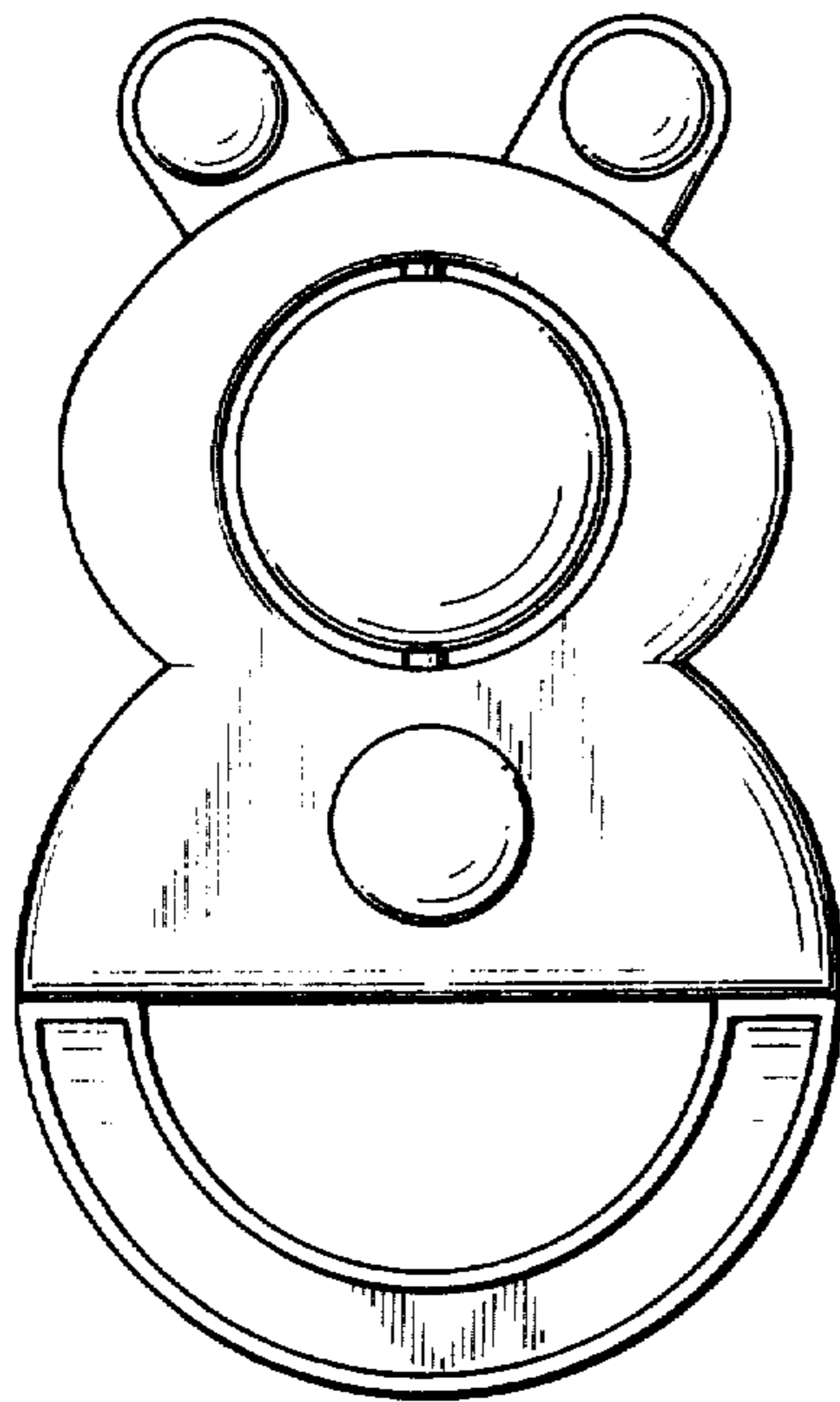


FIG. 4

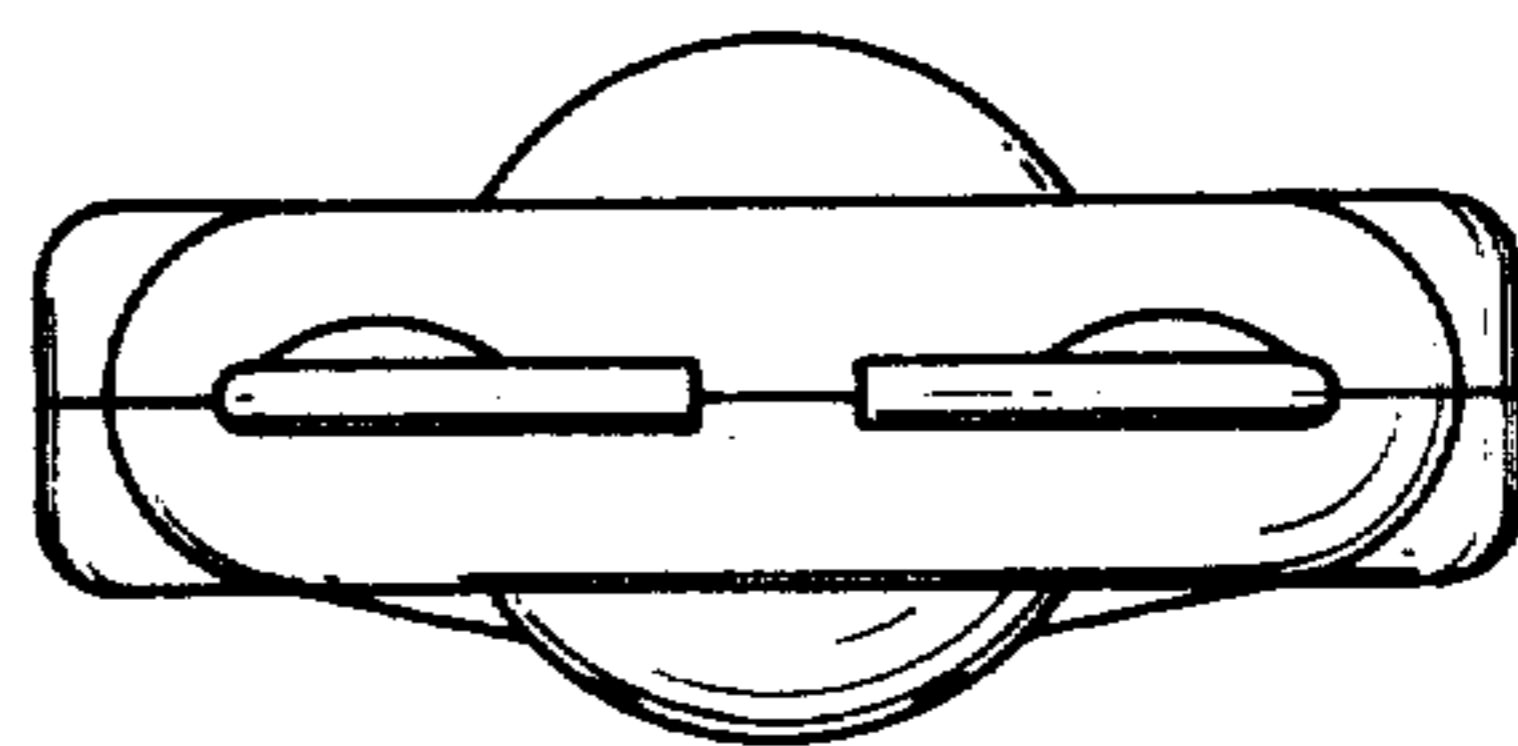


FIG. 5

