

[54] BRACELET OR SIMILAR ARTICLE

352,917 11/1886 Granbery ..... D11/12 X

[76] Inventor: Josef J. Barr, 125 Worth Ave., Palm Beach, Fla. 33480

Primary Examiner—Louis S. Zarfes  
Attorney, Agent, or Firm—Charles E. Temko

[\*\*] Term: 14 Years

[57] CLAIM

[21] Appl. No.: 176,131

The ornamental design for a bracelet or similar article, substantially as shown and described.

[22] Filed: Aug. 7, 1980

DESCRIPTION

[51] Int. Cl. .... D11-01

FIG. 1 is a top plan view of a bracelet or similar article showing my new design portions of the continuous neckchain being broken away for convenience of illustration;

[52] U.S. Cl. .... D11/17

FIG. 2 is a bottom plan view thereof;

[58] Field of Search ..... D11/1-13,  
D11/15-18, 21-25; 63/1 R-4, 7-11

FIG. 3 is a side elevational view thereof;

[56] References Cited

U.S. PATENT DOCUMENTS

- D. 103,831 3/1937 Rossman ..... D11/17
- D. 143,588 1/1946 Grun ..... D11/17
- D. 164,343 8/1951 Wishengrad ..... D11/12

FIG. 4 is a top plan view corresponding to the left hand portion of FIG. 1, showing the clasp thereof in opened condition; and

FIG. 5 is an end elevational view thereof.

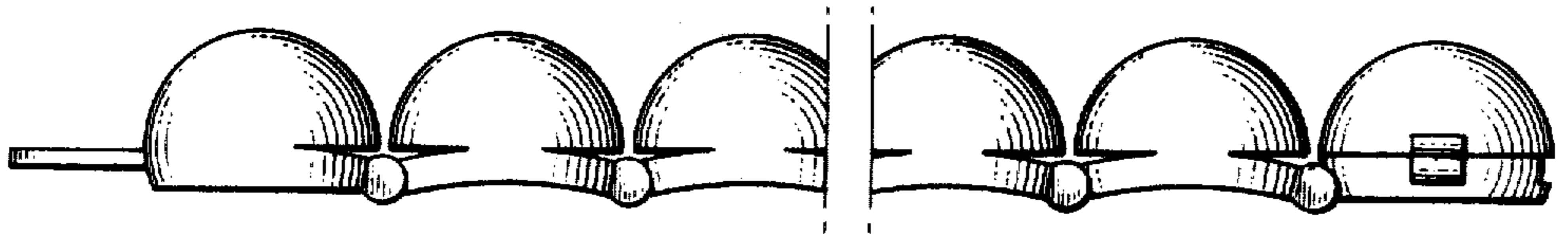
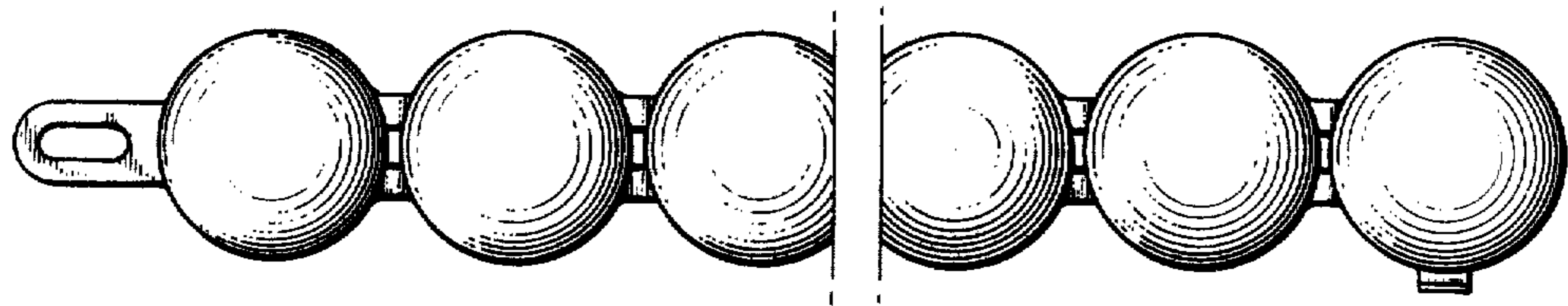


FIG. 1.

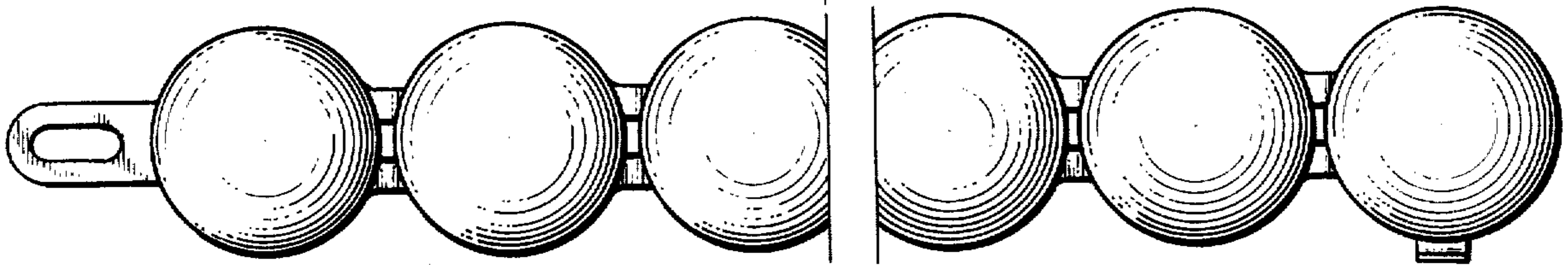


FIG. 2.

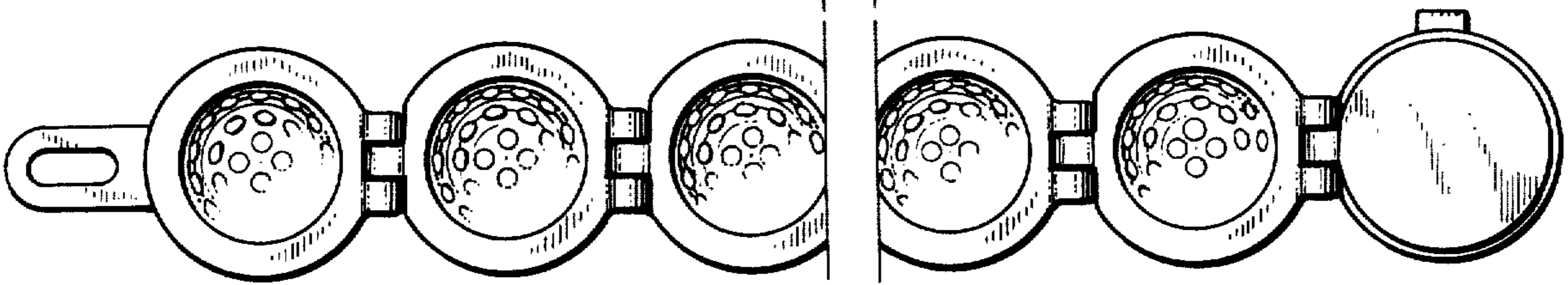


FIG. 3.

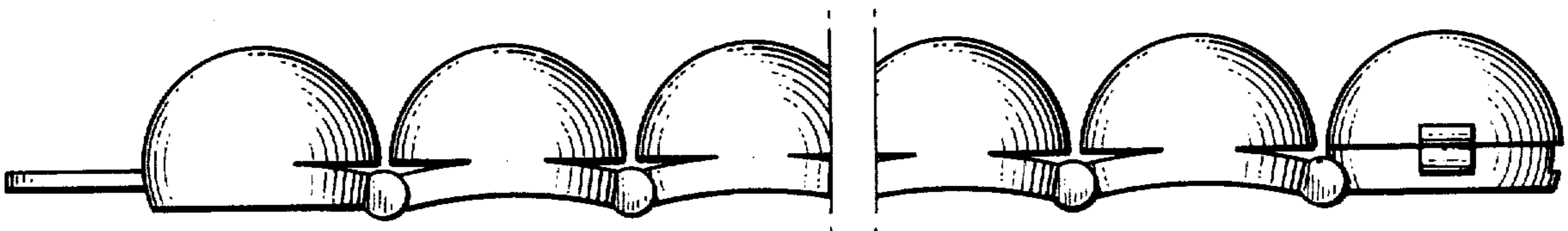


FIG. 4.

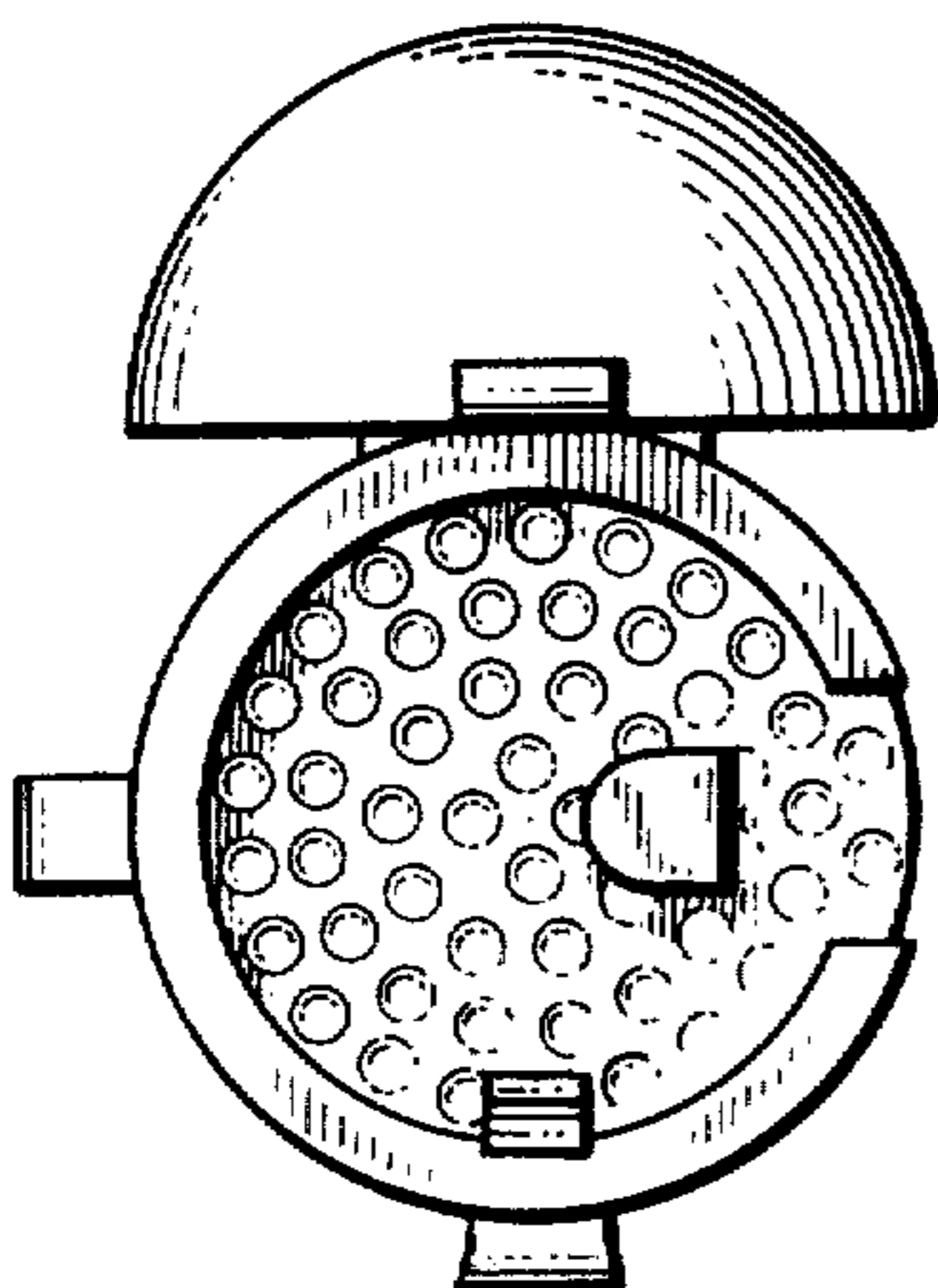


FIG. 5.

