

[54] **CHAIR**

[56]

**References Cited**

**U.S. PATENT DOCUMENTS**

- D. 226,648 4/1973 Sebel et al. .... D6/66 X
- D. 237,229 10/1975 Sebel et al. .... D6/66
- D. 238,837 2/1976 Mulhauser ..... D6/66 X
- D. 239,234 3/1976 Gamble et al. .... D6/65 X

**FOREIGN PATENT DOCUMENTS**

- 23144 4/1921 France ..... D6/76 X

*Primary Examiner*—Bruce W. Dunkins  
*Attorney, Agent, or Firm*—Dowell & Dowell

[76] **Inventor:** **Henry Massonnet, Nurieux (Ain), France, 01760**

[\*\*] **Term:** **14 Years**

[21] **Appl. No.:** **112,241**

[22] **Filed:** **Jan. 14, 1980**

[30] **Foreign Application Priority Data**

Aug. 1, 1979 [FR] France ..... 431

[51] **Int. Cl.** ..... **D6—01**

[52] **U.S. Cl.** ..... **D6/76**

[58] **Field of Search** ..... **D6/47, 65-78**

[57]

**CLAIM**

The ornamental design for a chair, as shown.

**DESCRIPTION**

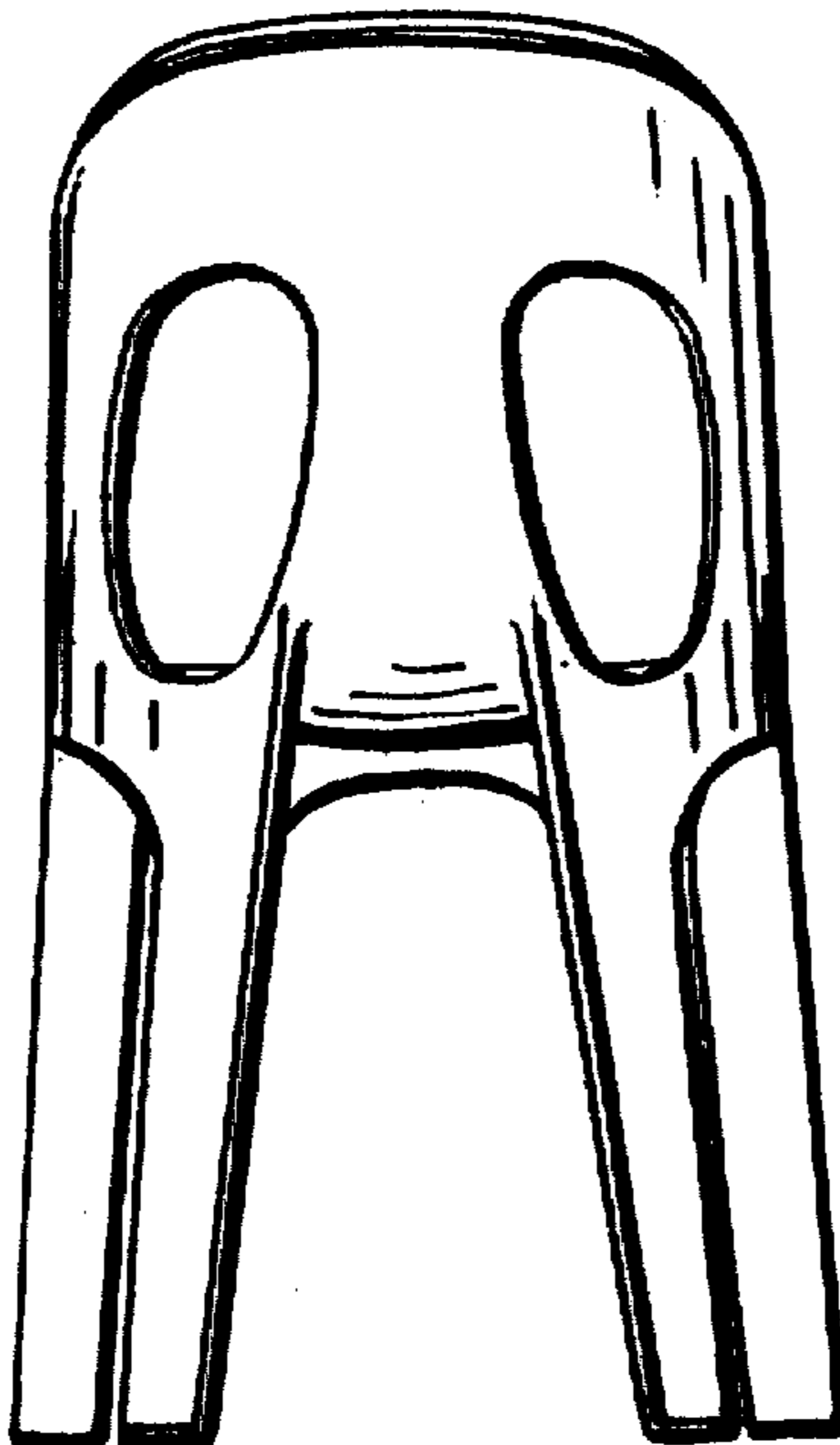
FIG. 1 is a front perspective view of a chair according to the invention.


FIG. 2 is a top plan view thereof;

FIG. 3 is a bottom plane view;


FIG. 4 is a side view;

FIG. 5 is a rear elevation view.

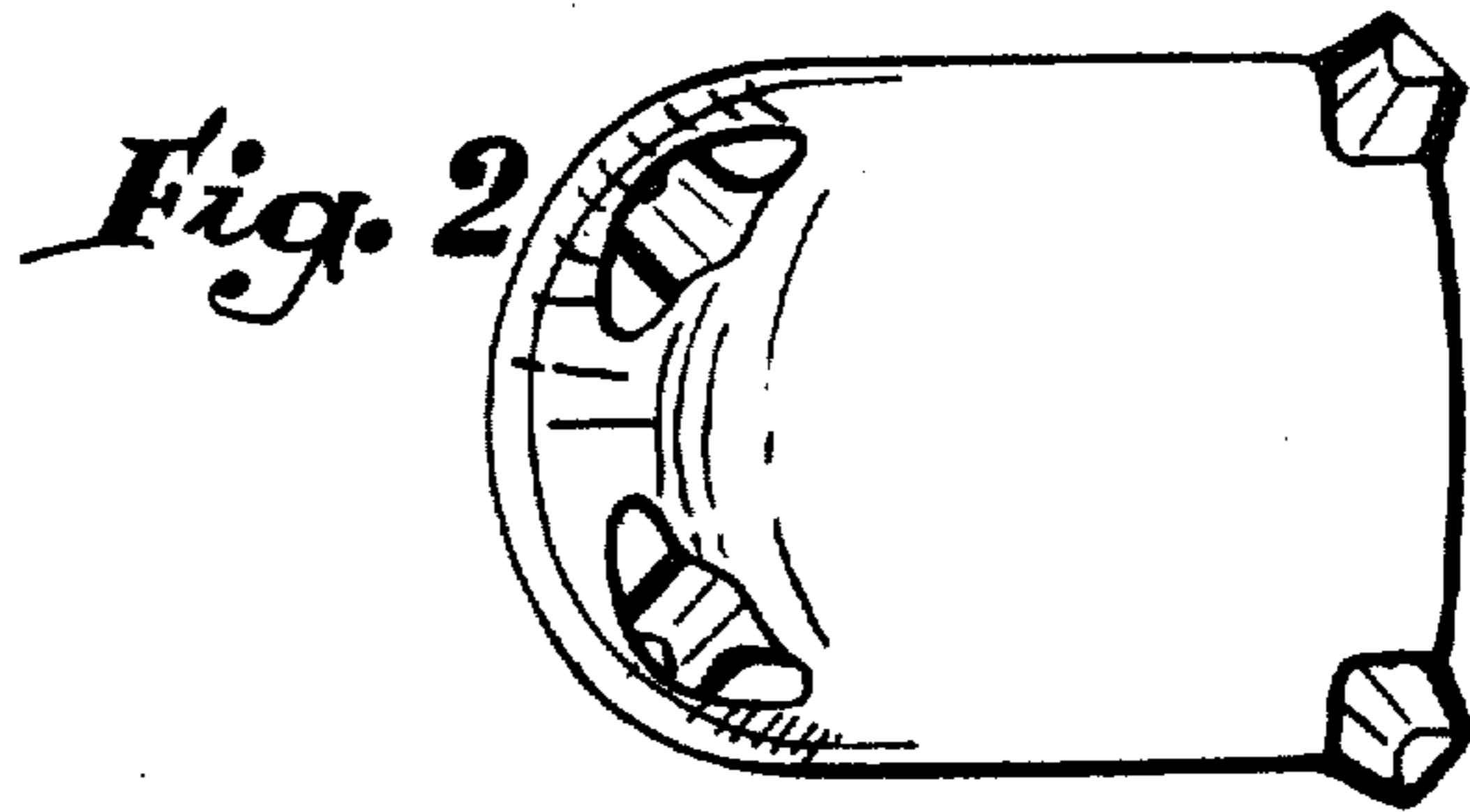





*Fig. 1*



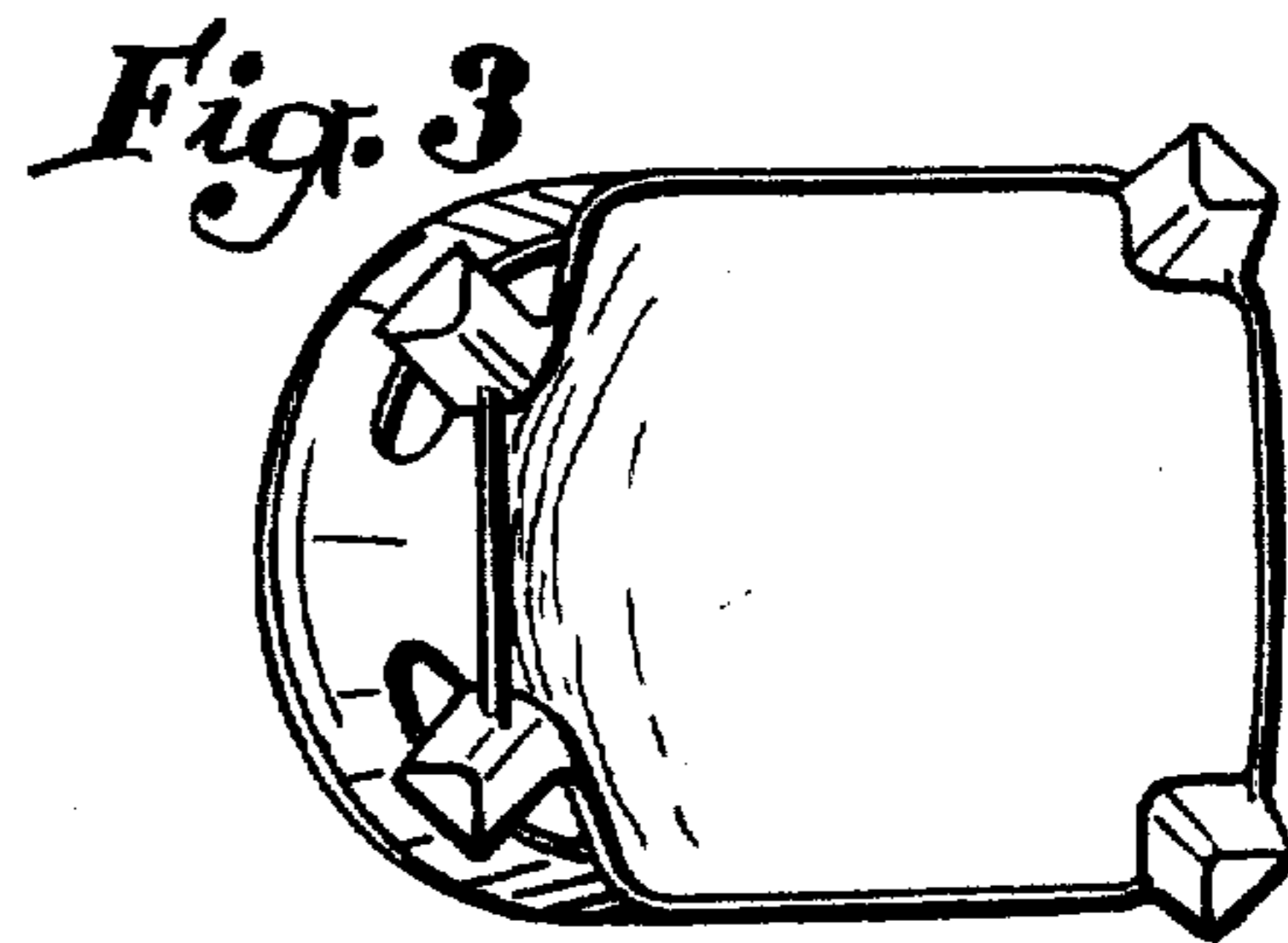
*Fig. 4*



*Fig. 2*



*Fig. 5*



*Fig. 3*