

[54] KNEE BRACE

[75] Inventor: George R. Gauvry, Hainesport, N.J.

[73] Assignee: Cho-Pat, Inc., Hainesport, N.J.

[**] Term: 14 Years

[21] Appl. No.: 170,710

[22] Filed: Jul. 21, 1980

[51] Int. Cl. D24-04

[52] U.S. Cl. D24/64; D24/49

[58] Field of Search D24/64, 49; 128/80 C, 128/165, 75, 76 R, 78, DIG. 15; D2/389; 2/44, 24

[56] References Cited

U.S. PATENT DOCUMENTS

- D. 208,124 7/1967 Meyer D24/49
- D. 251,682 4/1979 Levine D24/49 X

- D. 255,717 7/1980 Levine D24/64
- 3,877,426 4/1975 Nirschl 128/DIG. 15 X
- 4,090,504 5/1978 Nathan 128/DIG. 15 X
- 4,116,236 9/1978 Albert 128/80 C
- 4,250,578 2/1981 Barlow 128/80 C X

Primary Examiner—Bernard Ansher
Attorney, Agent, or Firm—Duffield & Lehrer

[57] CLAIM

The ornamental design for a knee brace, substantially as shown and described.

DESCRIPTION

FIG. 1 is a perspective view of a knee brace in its closed form as it would be worn showing our new design; FIG. 2 is a front elevational view thereof in its open condition; FIG. 3 is a rear elevational view thereof; FIG. 4 is a top plan view thereof, and FIG. 5 is an elevational end view thereof.


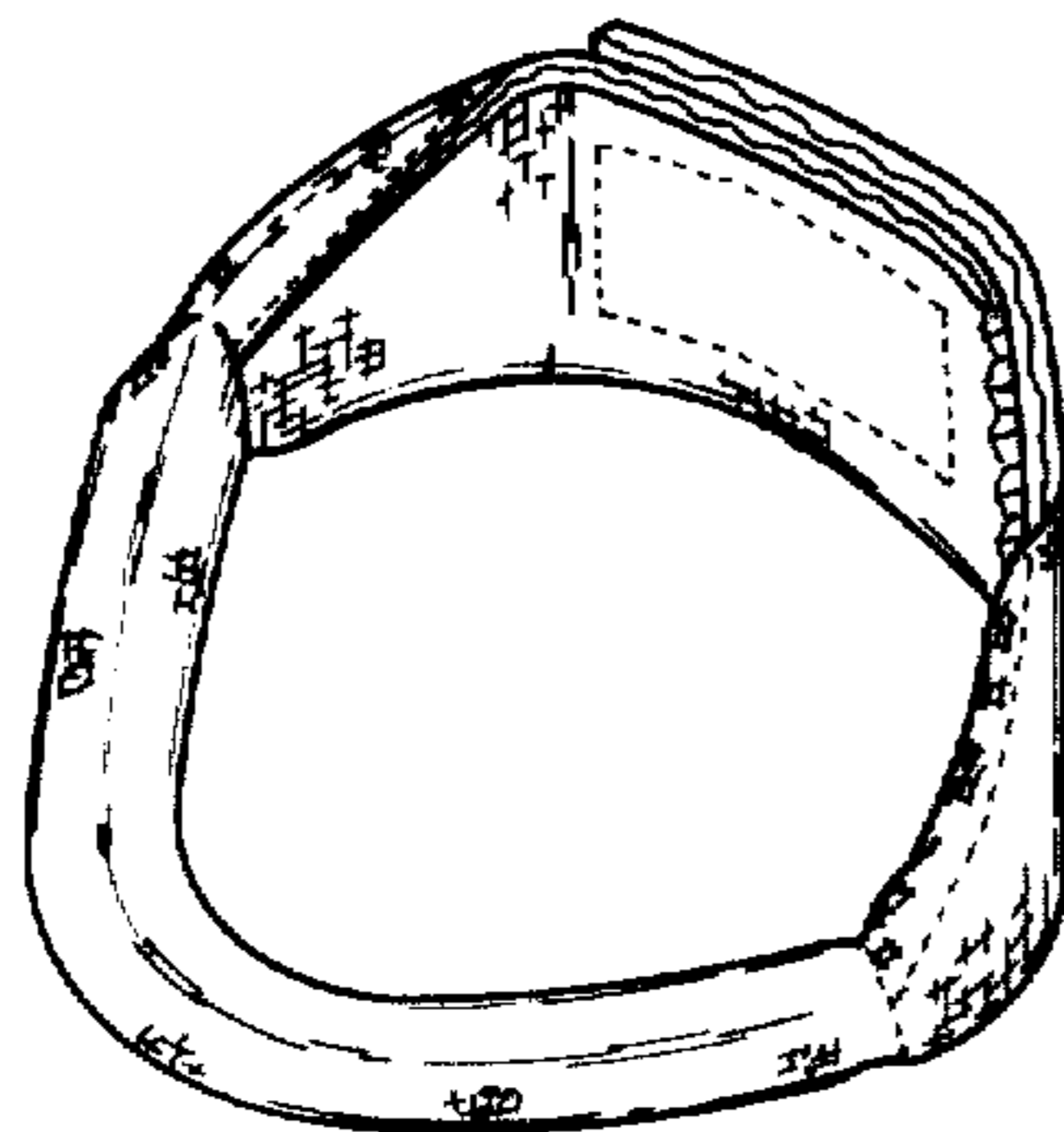


Fig. 1

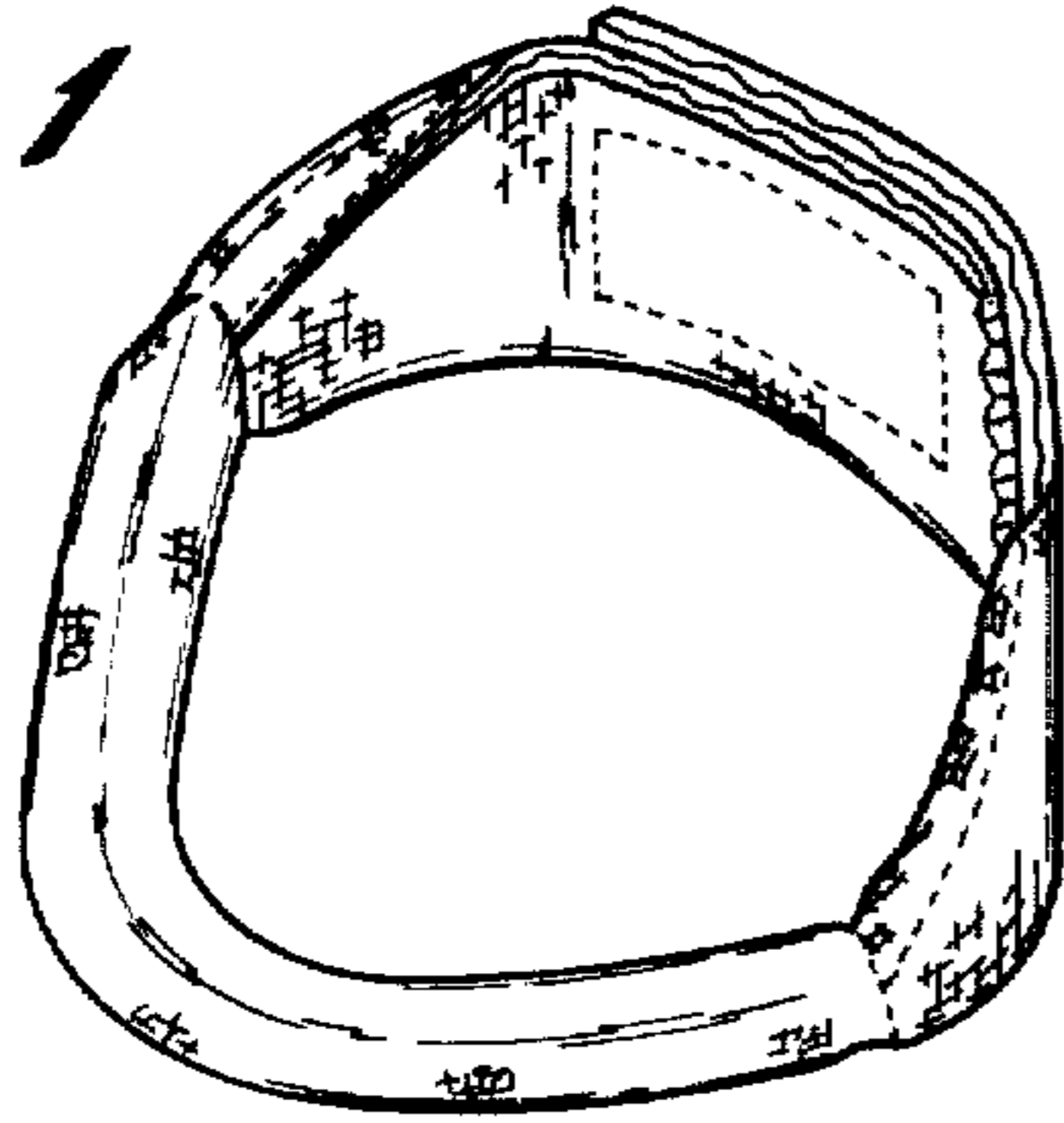


Fig. 5



Fig. 2




Fig. 3




Fig. 4

