

[54] TUB CONTROL FITTING

[75] Inventor: Herbert V. Kohler, Jr., Kohler, Wis.

[73] Assignee: Kohler Co., Kohler, Wis.

[**] Term: 14 Years

[21] Appl. No.: 247,517

[22] Filed: Mar. 25, 1981

[51] Int. Cl. D23-01

[52] U.S. Cl. D23/31

[58] Field of Search D23/23-32,
D23/38, 39; D8/300, 307, 308, 310-312;
16/121; 137/801

[56] References Cited

U.S. PATENT DOCUMENTS

- D. 169,435 4/1953 Gredell D23/29
- D. 207,985 6/1967 Maguire D23/23
- D. 227,465 6/1973 Genaro et al. D23/23
- D. 249,155 8/1978 Doman D23/28

OTHER PUBLICATIONS

Page 121 of the Kohler Co., "K-300", Advertising Catalog, dated 1979, showing the Bravura Line of Fittings.

A divider page from the Kohler Co., "K-300", Advertising Catalog, dated 1979, entitled Whirlpool Baths.

Primary Examiner—James R. Largen

Attorney, Agent, or Firm—Quarles & Brady

[57] CLAIM

The ornamental design for a tub control fitting, as shown and described.

DESCRIPTION


FIG. 1 is a perspective view of a tub control fitting showing my new design;

FIG. 2 is a top plan view thereof;

FIG. 3 is a front elevational view thereof; and

FIG. 4 is a left side elevational view thereof, the right side being a mirror image of the left side shown.

The fragmentary broken line representation of a tub wall in FIG. 1 is for purposes of illustration only.






FIG. 1

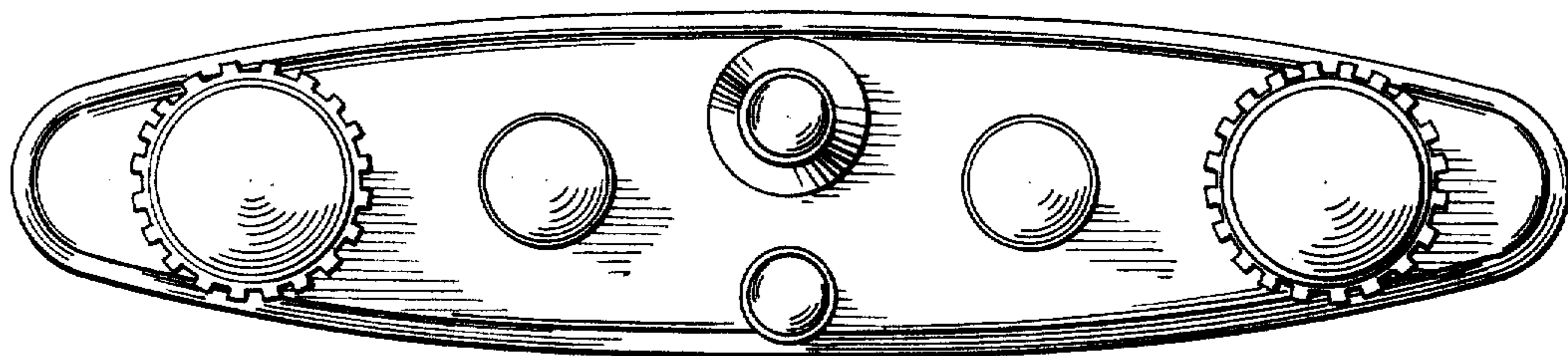


FIG. 2



FIG. 3



FIG. 4