

[54] TELEPHONE STAND  
 [75] Inventor: George M. Janda, Wheaton, Ill.  
 [73] Assignee: GTE Automatic Electric Labs Inc., Northlake, Ill.  
 [\*\*] Term: 14 Years  
 [21] Appl. No.: 220,340  
 [22] Filed: Dec. 29, 1980  
 [51] Int. Cl. .... D14-03  
 [52] U.S. Cl. .... D14/60; D14/53  
 [58] Field of Search .... D14/60, 53, 58, 57; 179/100 R, 100 D, 178, 179, 146 R, 100 C, 184, 103

D. 247,813 5/1978 Genaro et al. .... D14/60  
 D. 252,331 7/1979 Baase et al. .... D14/60  
 D. 260,643 9/1981 Foggia et al. .... D14/53 X  
 3,859,476 1/1975 Morrell et al. .... 179/178  
 3,941,951 3/1976 Engstrom .... 179/179  
 4,284,855 8/1981 Adams et al. .... 179/179

Primary Examiner—Bernard Ansher  
 Attorney, Agent, or Firm—Robert J. Black; Anthony Miologos

[57] CLAIM

The ornamental design for a telephone stand, as shown.

DESCRIPTION

FIG. 1 is a perspective view of a telephone stand, showing my new design;  
 FIG. 2 is a top plan view thereof;  
 FIG. 3 is a front elevational view thereof;  
 FIG. 4 is a side elevational view thereof, the opposite side being a mirrored image of the side shown; and  
 FIG. 5 is a rear elevational view thereof.

[56] References Cited  
 U.S. PATENT DOCUMENTS  
 D. 237,506 11/1975 Genaro et al. .... D14/60  
 D. 245,113 7/1977 Genaro et al. .... D14/60

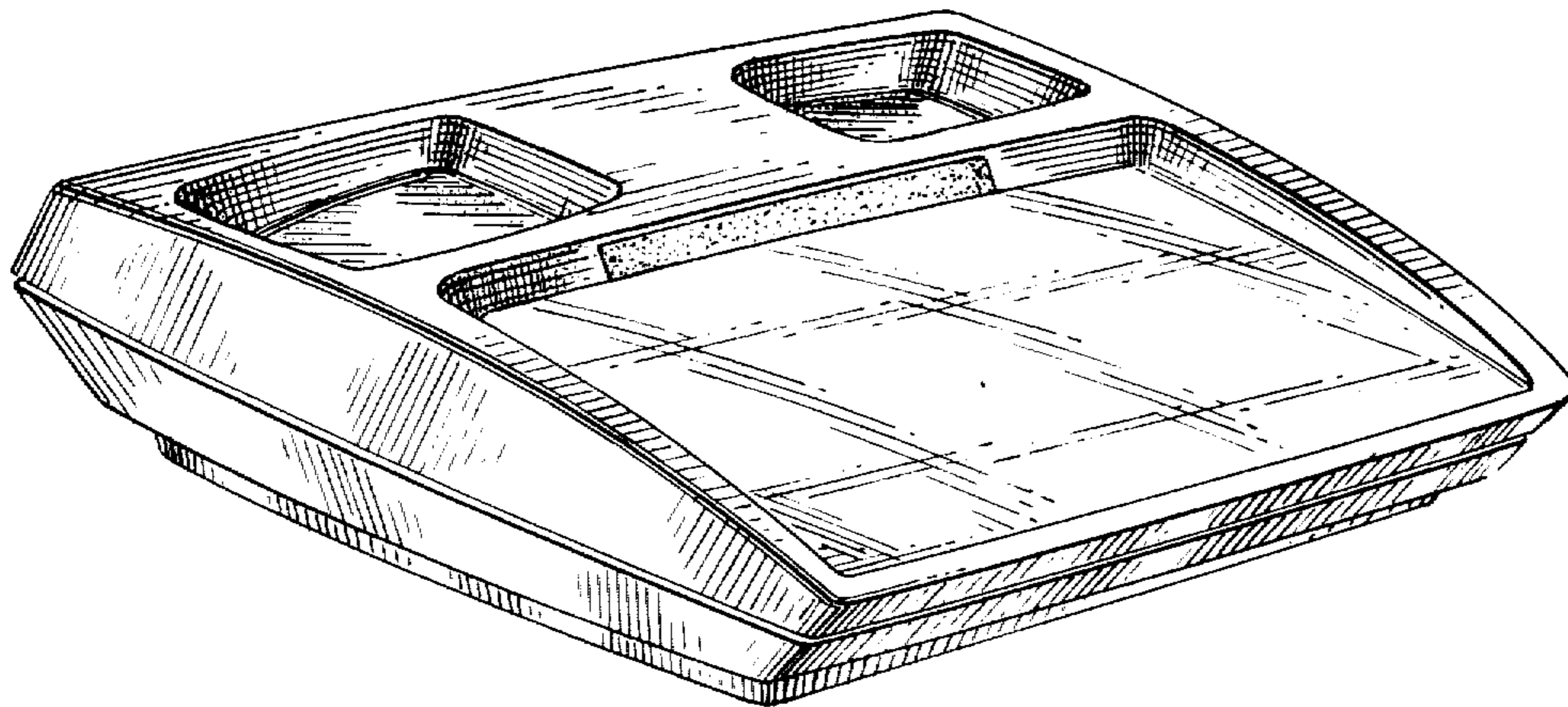


FIG. 1

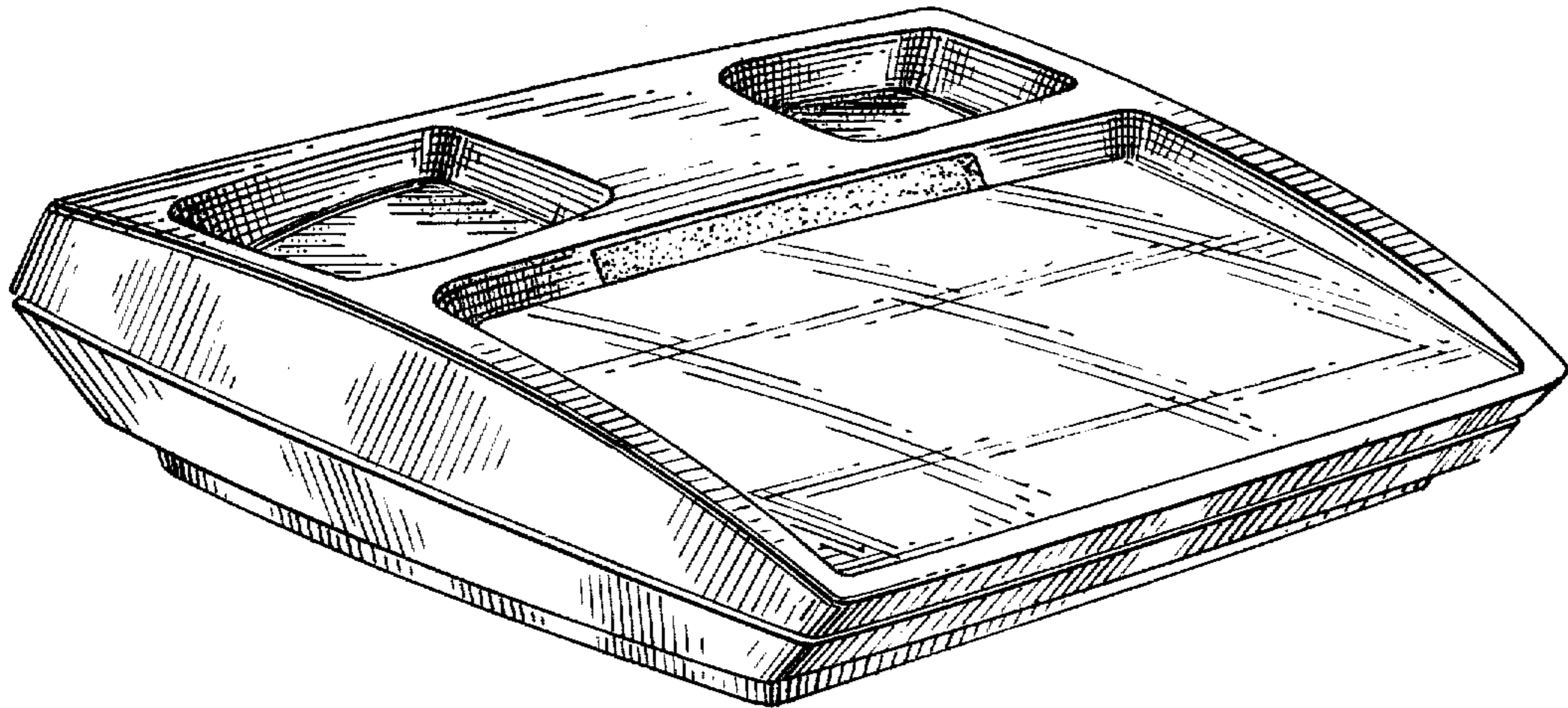


FIG. 4

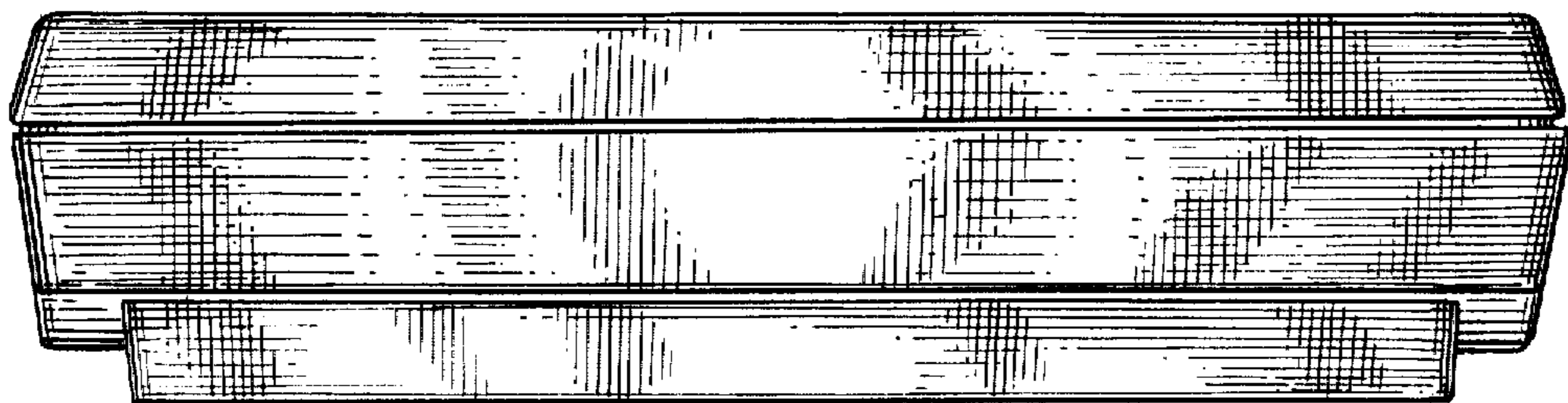
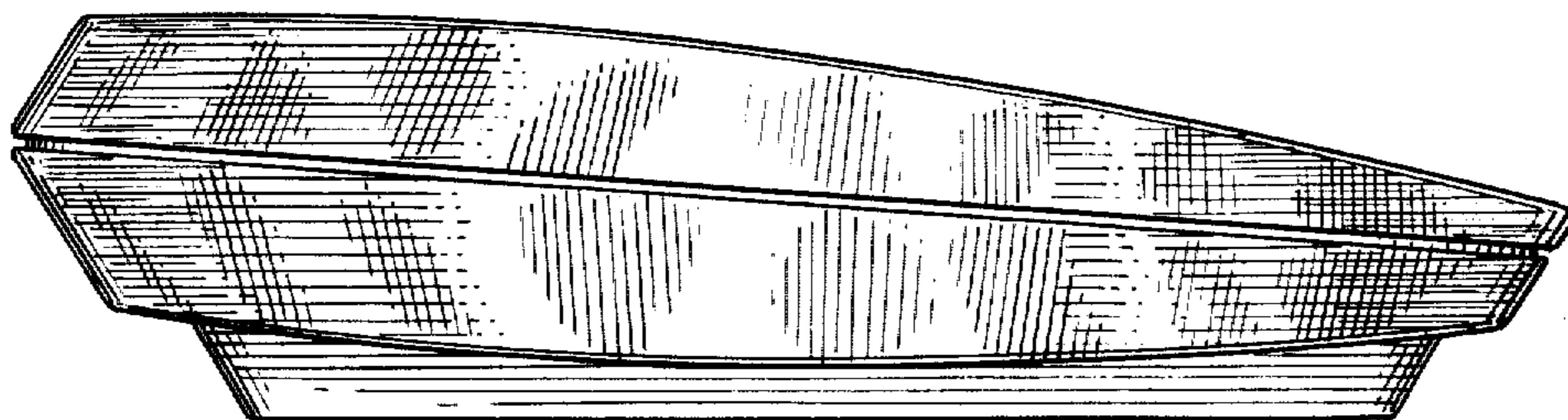


FIG. 5

FIG. 2

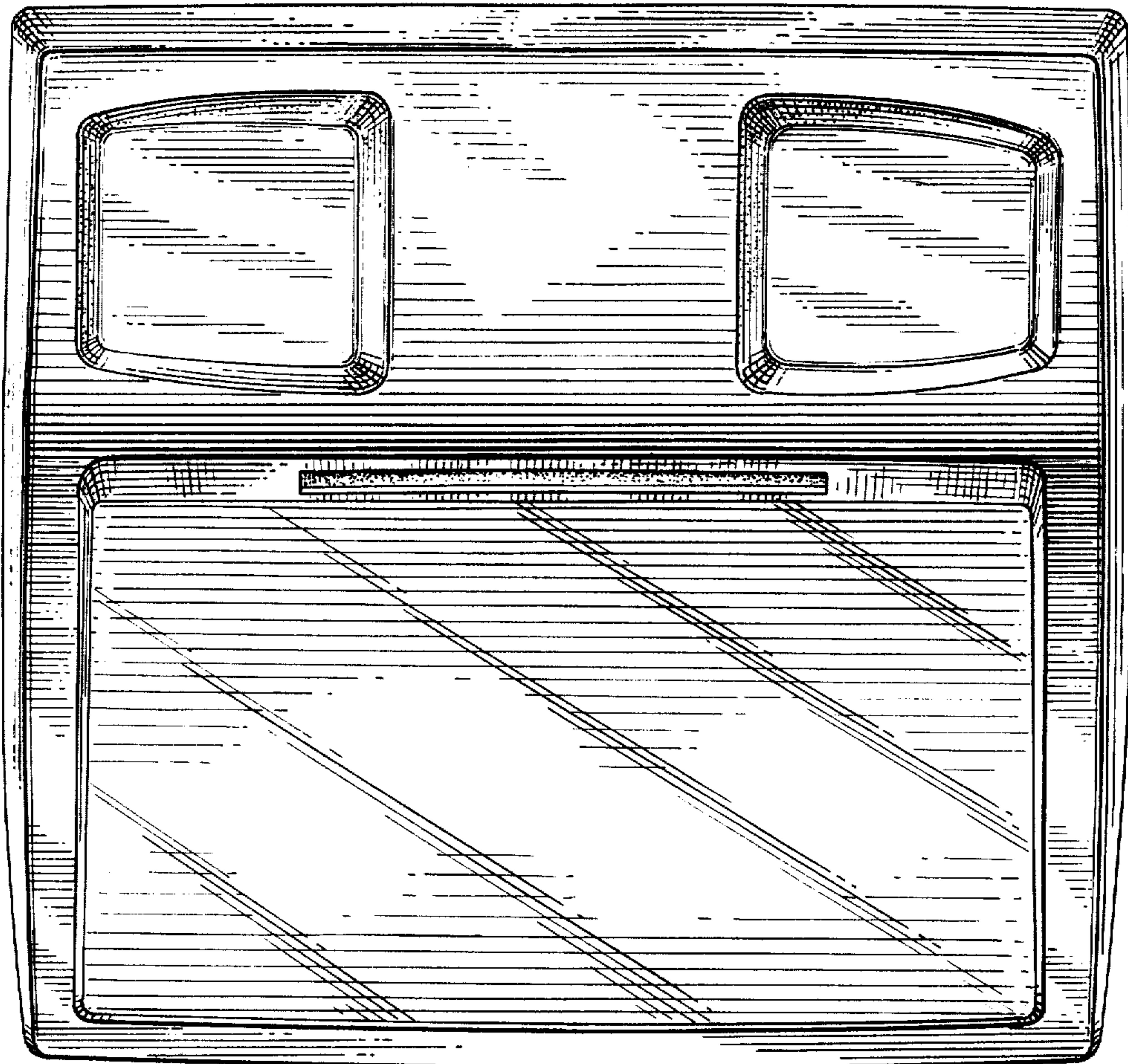


FIG. 3

