

[54] COIN TELEPHONE SET PANEL ENCLOSURE

[75] Inventors: George R. Fox, Holmdel; Herbert C. Illium, Jr., Asbury Park; Kenneth L. Korby, Red Bank, all of N.J.; John N. McGarvey, Drexel Hill, Pa.

[73] Assignee: Bell Telephone Laboratories, Incorporated, Murray Hill, N.J.

[**] Term: 14 Years

[21] Appl. No.: 219,353

[22] Filed: Dec. 22, 1980

[51] Int. Cl. D14-03
[52] U.S. Cl. D14/55; D14/61
[58] Field of Search D14/55, 52, 56, 61; D6/128, 132; D25/16; 179/100 D, 100 R, 178, 179, 6.3 R, 146; D99/28

[56]

References Cited

U.S. PATENT DOCUMENTS

D. 197,974	4/1964	Dreyfuss	D14/55
D. 228,785	10/1973	Wollet	D14/55
D. 229,426	11/1973	Janda et al.	D14/55
D. 256,692	9/1980	Genaro et al.	D14/55 X
3,148,246	9/1964	Hannula	179/6.3 R
3,393,273	7/1968	Bustos	179/6.3 R
3,846,594	11/1974	Morrell et al.	179/179

Primary Examiner—Bernard Ansher
Attorney, Agent, or Firm—S. R. Williamson

[57]

CLAIM

The ornamental design for a coin telephone set panel enclosure, substantially as shown and described.

DESCRIPTION

FIG. 1 is a front perspective view of a coin telephone set panel enclosure showing our new design; FIG. 2 is a top plan view thereof; FIG. 3 is a front elevation view thereof; and FIG. 4 is a right side elevation view thereof. The broken lines representing the telephone structure are shown for purposes of illustration only.

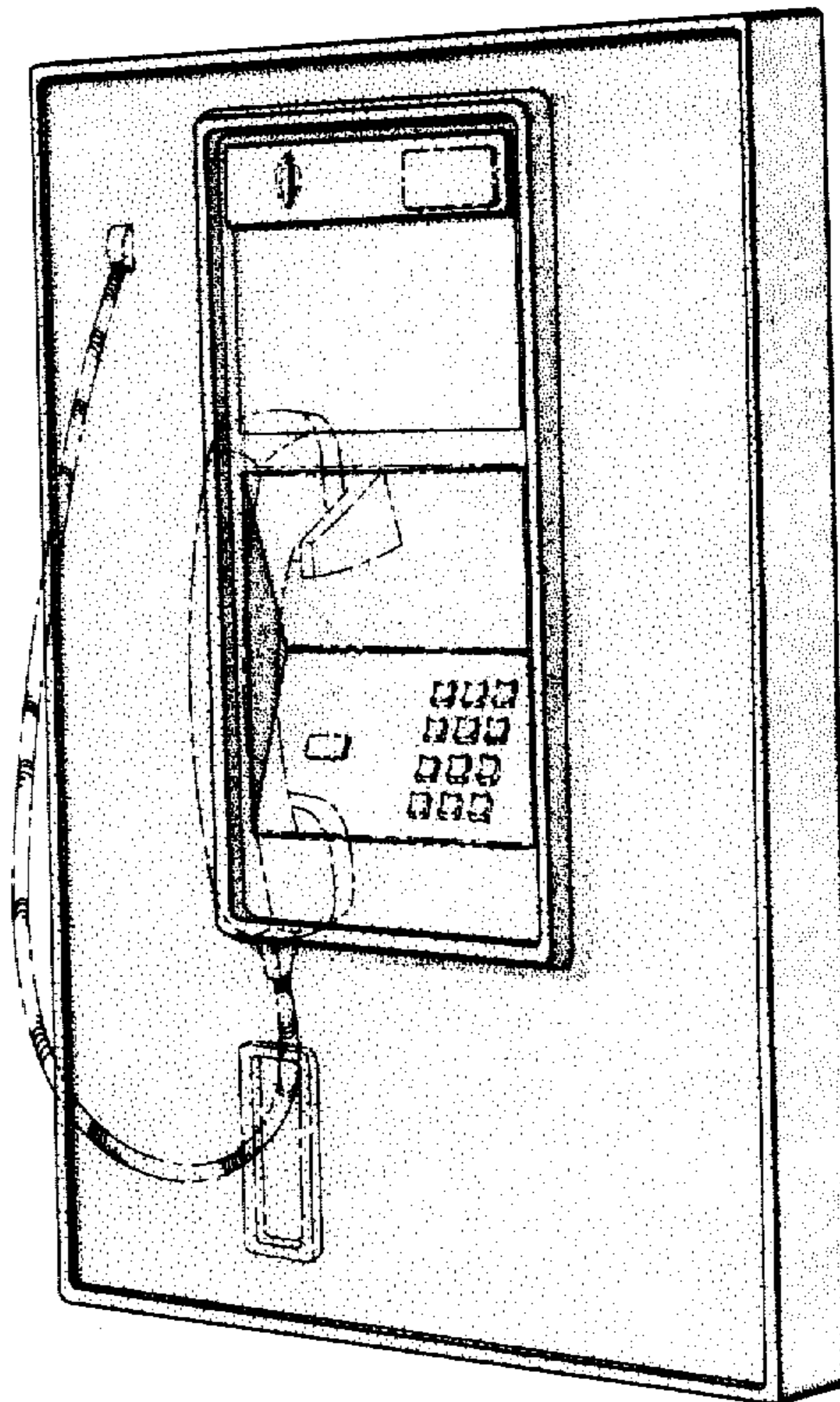


FIG. 1

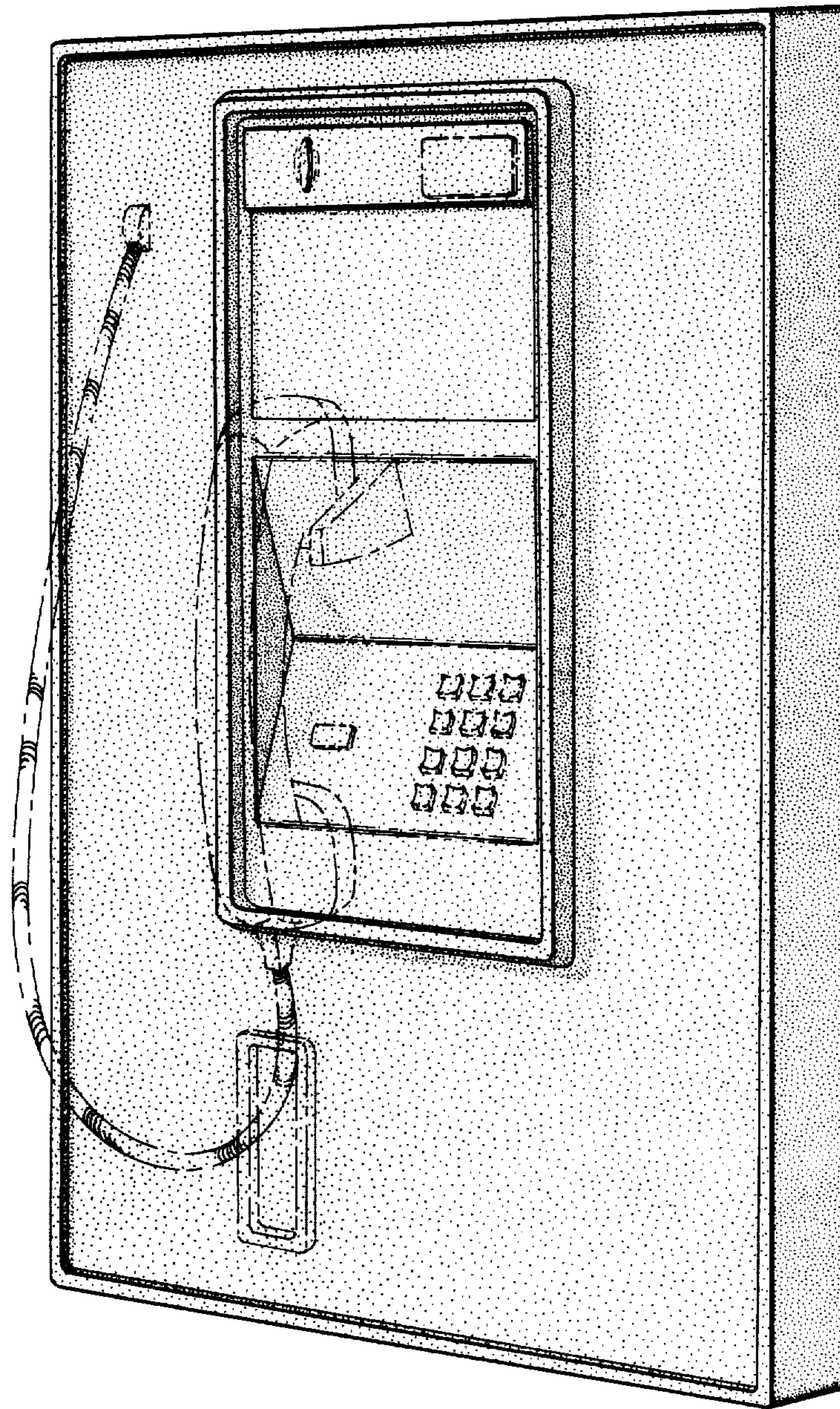


FIG. 2

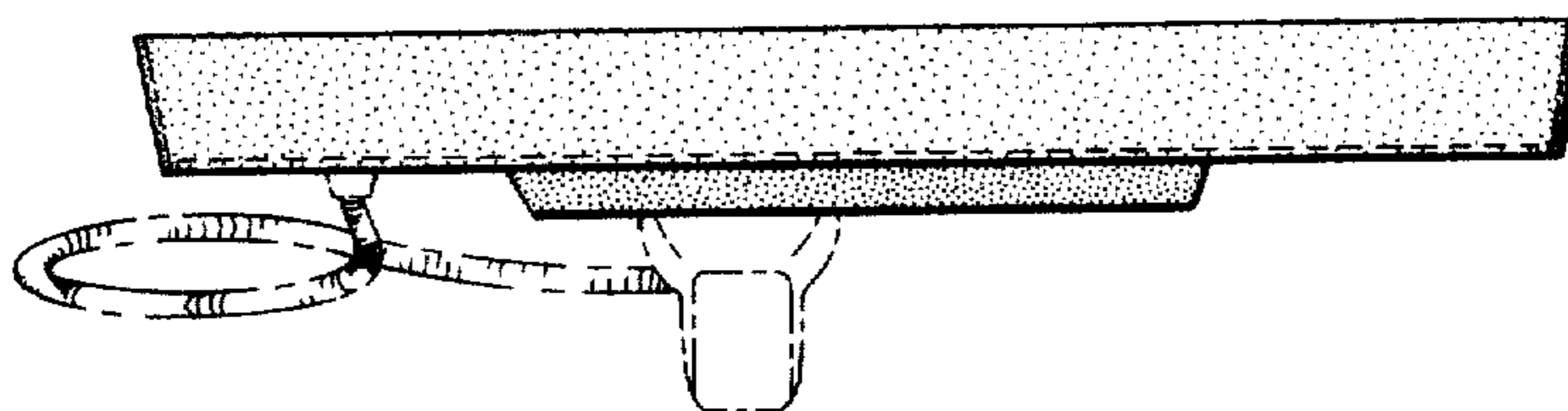


FIG. 3

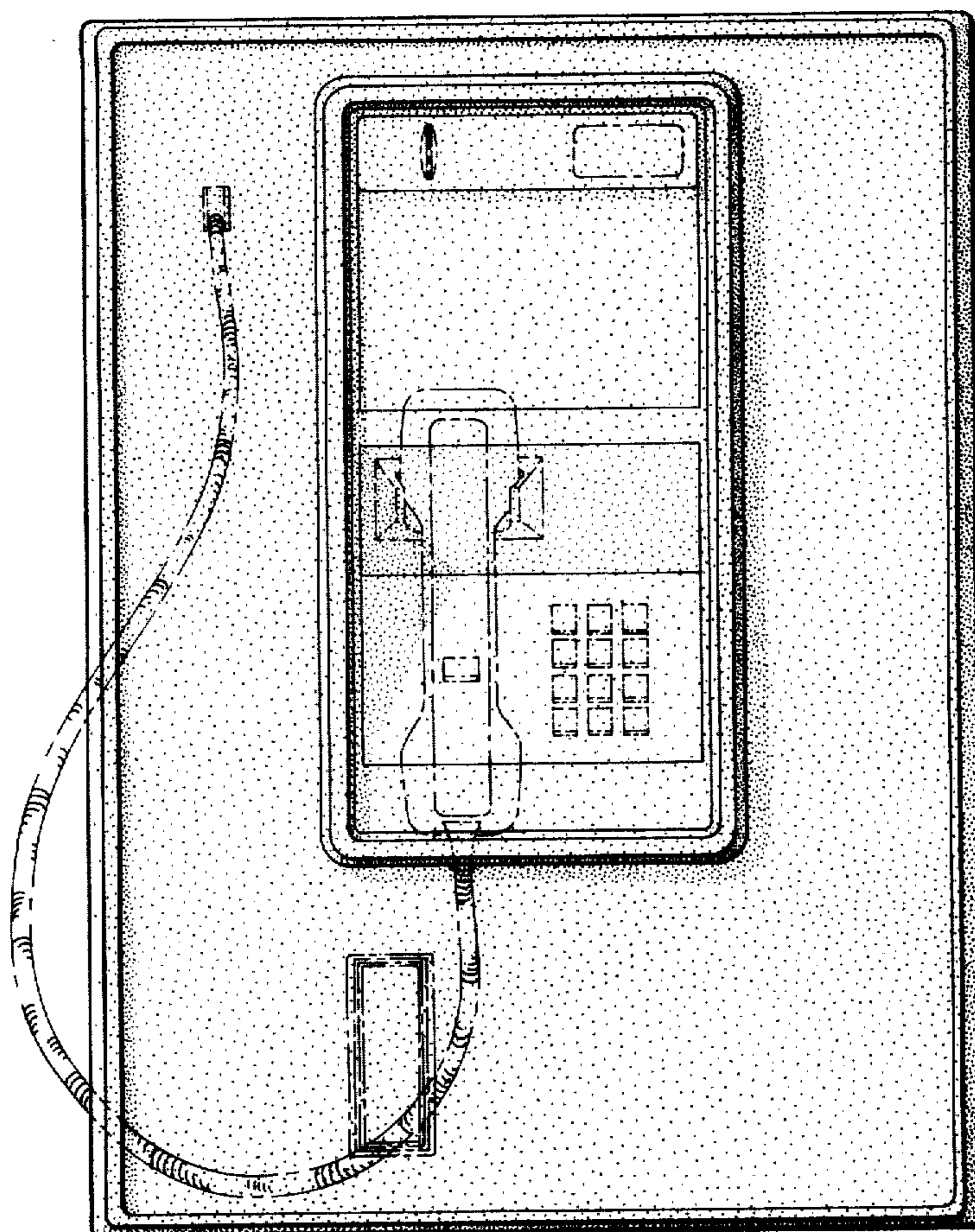


FIG. 4

