

[54] ELONGATE SANDING BLOCK

[75] Inventor: John T. Rueb, St. Paul, Minn.

[73] Assignee: Minnesota Mining and Manufacturing Company, St. Paul, Minn.

[**] Term: 14 Years

[21] Appl. No.: 161,395

[22] Filed: Jun. 20, 1980

[51] Int. Cl. D8-05

[52] U.S. Cl. D8/94

[58] Field of Search D8/90, 94; D32/35; D6/292; 51/391, 392

[56] References Cited

U.S. PATENT DOCUMENTS

2,708,761 5/1955 Bergquist 51/392 X

OTHER PUBLICATIONS

Belknap Hardware Catalog of 1940, p. 310, carborundum file at top right of page.


Primary Examiner—Alan P. Douglas
Attorney, Agent, or Firm—Cruzan Alexander; Donald M. Sell; William L. Huebsch

[57] CLAIM

The ornamental design for an elongate sanding block, as shown.

DESCRIPTION

FIG. 1 is a perspective view of an elongate sanding block showing my new design;
FIG. 2 is a top view thereof;
FIG. 3 is a left side view thereof;
FIG. 4 is a right side view thereof;
FIG. 5 is a bottom view thereof;
FIG. 6 is a front end view thereof; and
FIG. 7 is a rear end view thereof.



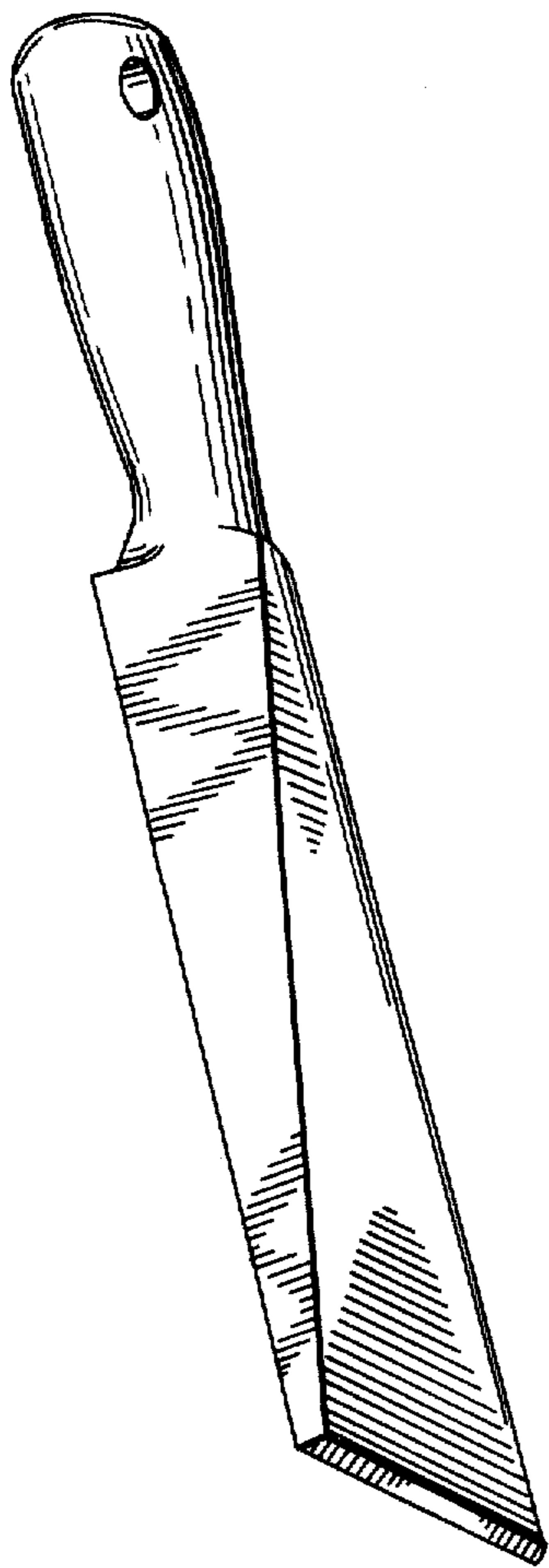


FIG. 1

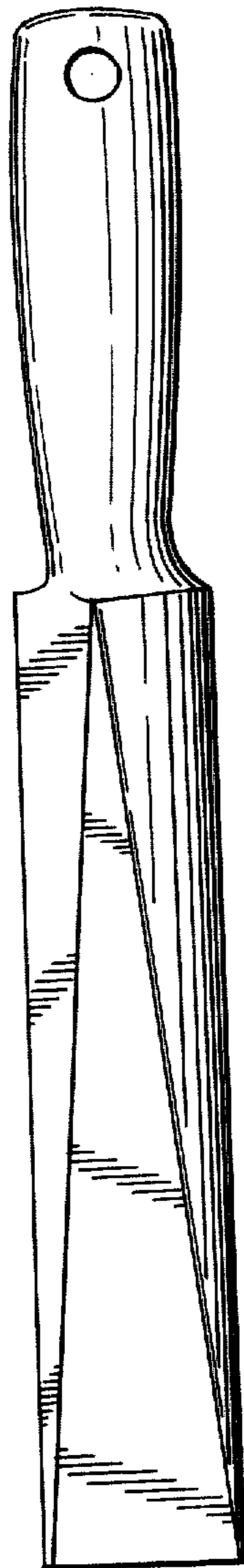


FIG. 2

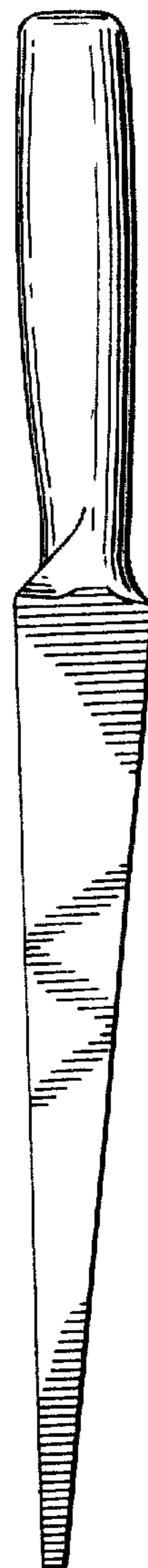


FIG. 3

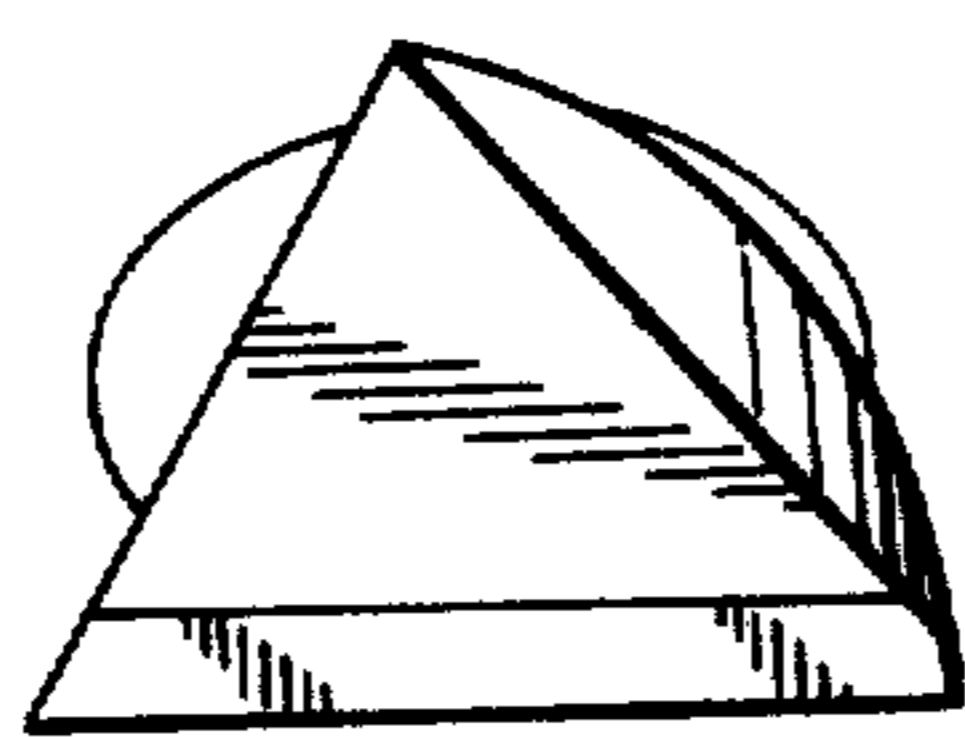


FIG. 6




FIG. 4

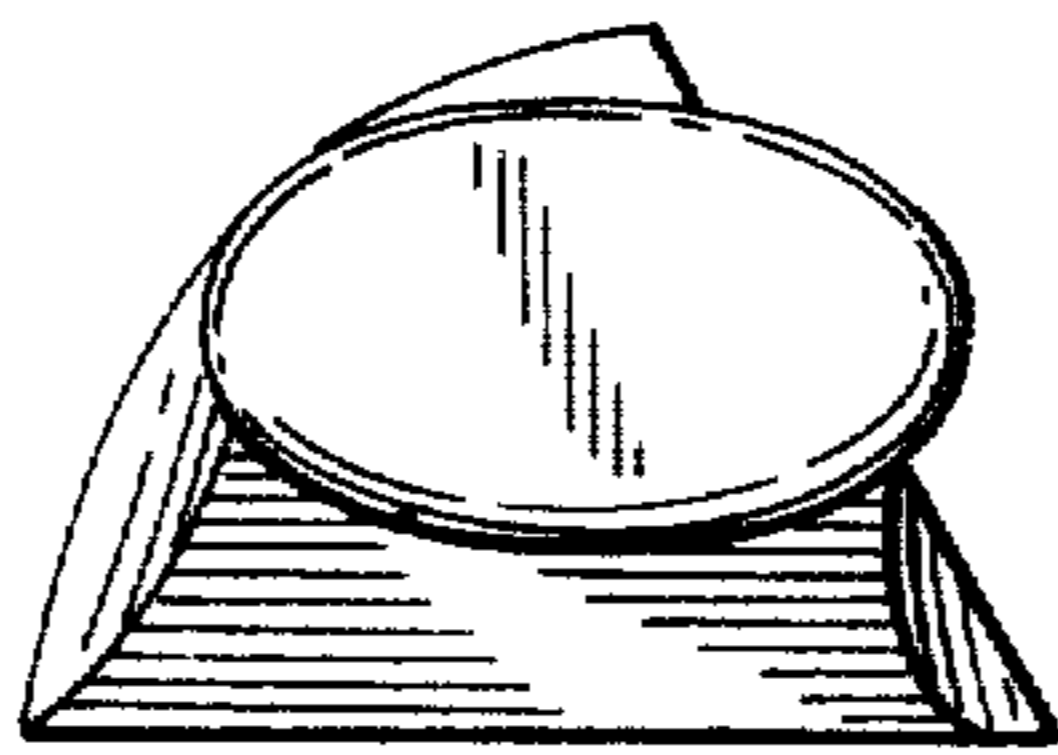


FIG. 7




FIG. 5