

[54] **MOISTURE TESTER**
 [75] Inventor: **John G. Baldwin, Readley, England**
 [73] Assignee: **Thomas Ashworth & Co. Limited, Burnley, England**
 [**] Term: **14 Years**
 [21] Appl. No.: **170,235**
 [22] Filed: **Jul. 18, 1980**
 [30] Foreign Application Priority Data

Jan. 24, 1980 [GB] United Kingdom 80/993 283

[51] Int. Cl. **D10-04**
 [52] U.S. Cl. **D10/56**
 [58] Field of Search **D10/46, 56, 103; 73/73-76**

[56] **References Cited**

U.S. PATENT DOCUMENTS

- D. 152,619 2/1949 Kimball D10/56
- D. 153,846 5/1949 Beckstrom D10/56 X
- D. 205,433 8/1966 Sanner D10/40 X
- D. 227,400 6/1973 Martin D10/56
- D. 244,504 5/1977 Merz D10/96 X

- 1,976,752 10/1934 Stanworth 73/73
- 2,635,459 4/1953 Gray 73/73 X

FOREIGN PATENT DOCUMENTS

- 370984 4/1932 United Kingdom 73/73
- 939678 10/1963 United Kingdom 73/73


Primary Examiner—Nelson C. Holtje
Attorney, Agent, or Firm—Sughrue, Mion, Zinn, Macpeak and Seas

[57] **CLAIM**

The ornamental design for a moisture tester, as shown and described.

DESCRIPTION

FIG. 1 is a front elevational view of a moisture tester showing my new design, the rear being a mirror image thereto;
 FIG. 2 is a top plan view thereof as taken from Y of FIG. 1;
 FIG. 3 is a bottom plan view thereof as taken from X of FIG. 1;
 FIG. 4 is a right side elevational view thereof as taken from Z of FIG. 1, the left side being a mirror image thereto.



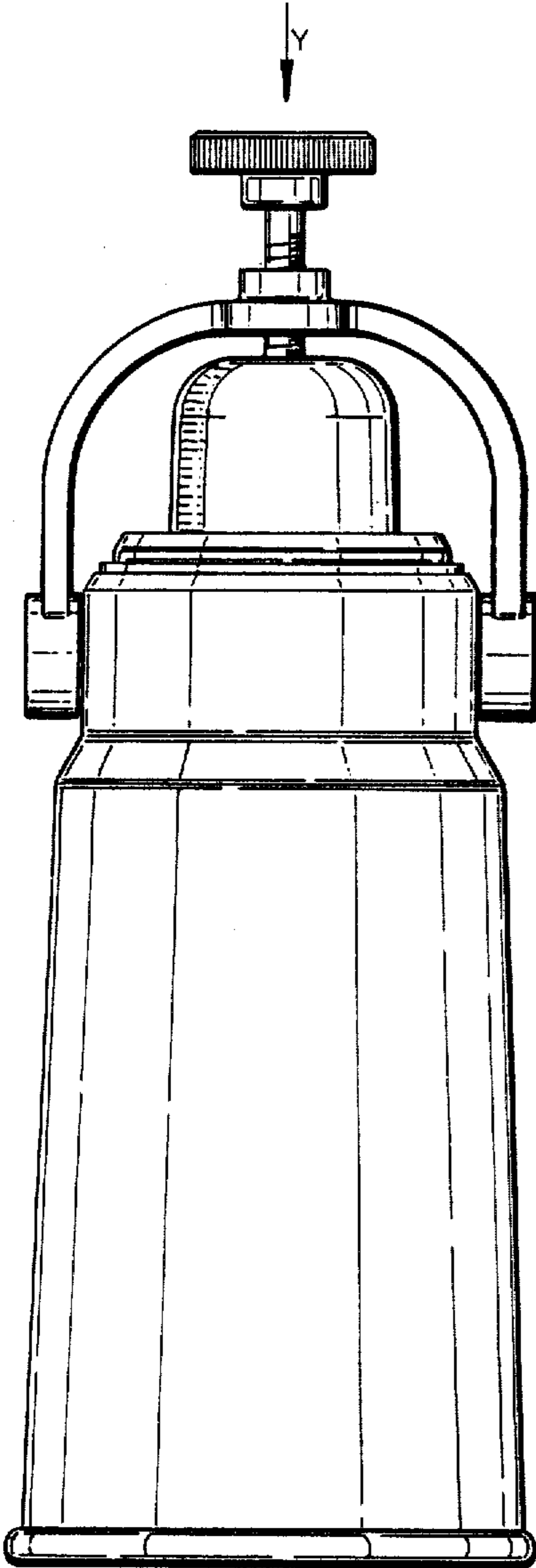


FIG. 1

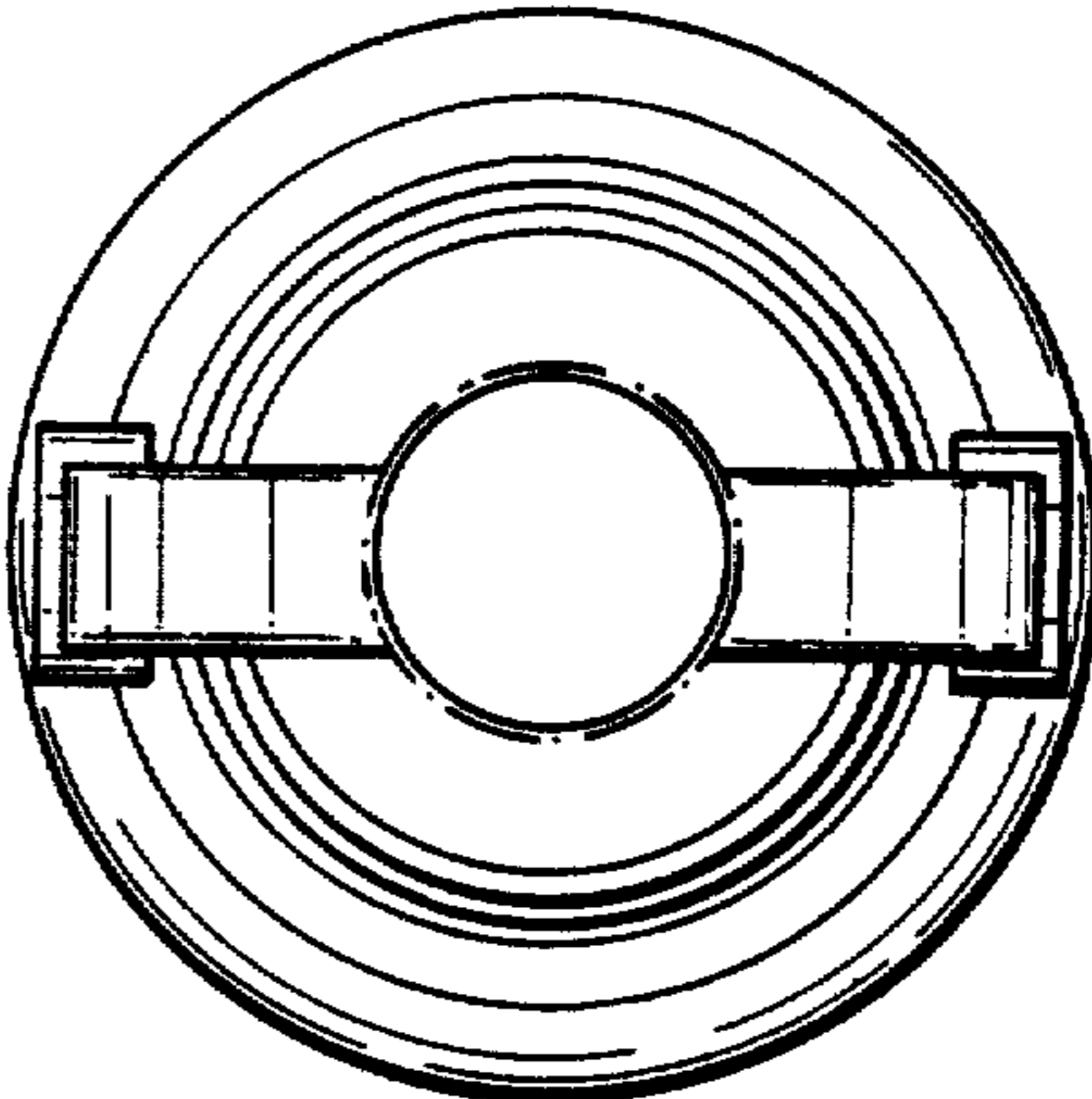


FIG. 2




FIG. 3

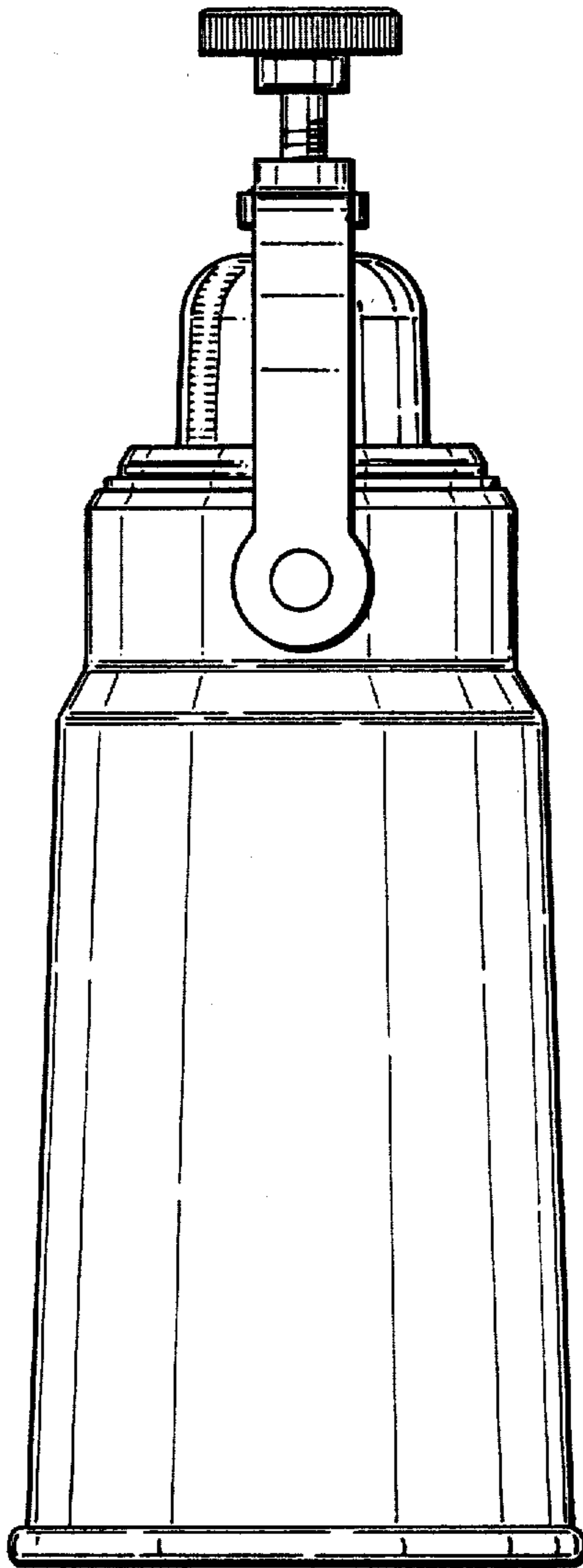


FIG. 4