

[54] WALL PLATE

[75] Inventor: Reg Littlefield, Mississauga, Canada

[73] Assignee: Aqualine Products Limited, Mississauga, Canada

[**] Term: 14 Years

[21] Appl. No.: 289,242

[22] Filed: Aug. 3, 1981

[51] Int. Cl. D8-09

[52] U.S. Cl. D8/351; D8/350

[58] Field of Search D6/86, 96, 97, 99, 101, D6/149, 232, 241; D11/132; D8/306, 350-353; 174/66, 67

[56] References Cited

U.S. PATENT DOCUMENTS

D. 245,223 8/1977 Fine D8/350

D. 246,571 12/1977 Grieb D8/350

OTHER PUBLICATIONS

Gift and Art Buyer, 9/1958, p. 51, Switch Plate (bottom center).

American Handicrafts Catalog, p. 29, Octagon Plaque J.

American Handicrafts Catalog, p. 29, "New Salem" Plaque B.

Primary Examiner—B. J. Bullock

[57] CLAIM

The ornamental design for a wall plate, as shown and described.

DESCRIPTION

FIG. 1 is a perspective view of a wall plate showing my new design;

FIG. 2 is a front elevational view of FIG. 1, the rear being unornamented;

FIG. 3 is a side elevational view taken from the left of FIG. 1, the side opposite being a mirror image;

FIG. 4 is a perspective view of a second embodiment of the design of FIG. 1;

FIG. 5 is a bottom plan view of FIG. 4, the top being a mirror image;


FIG. 6 is a front elevational view of FIG. 4, the rear being unornamented;

FIG. 7 is a side elevational view taken from the left of FIG. 4, the side opposite being a mirror image;

FIG. 8 is a perspective view of a third embodiment of the design of FIG. 1;

FIG. 9 is a front elevational view of FIG. 8, the rear being unornamented;

FIG. 10 is a side elevational view taken from the left of FIG. 8, the side opposite being a mirror image.



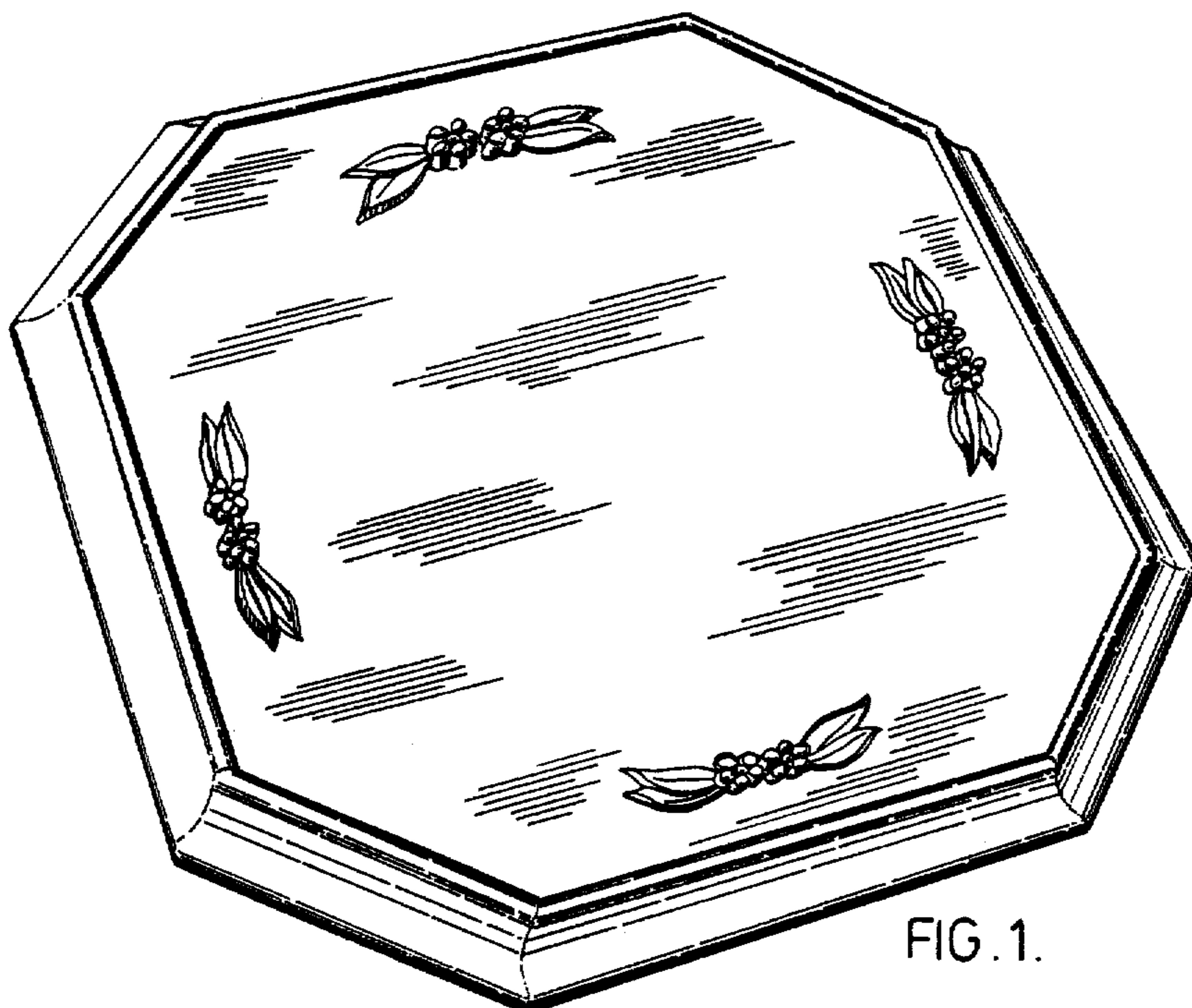


FIG. 1.

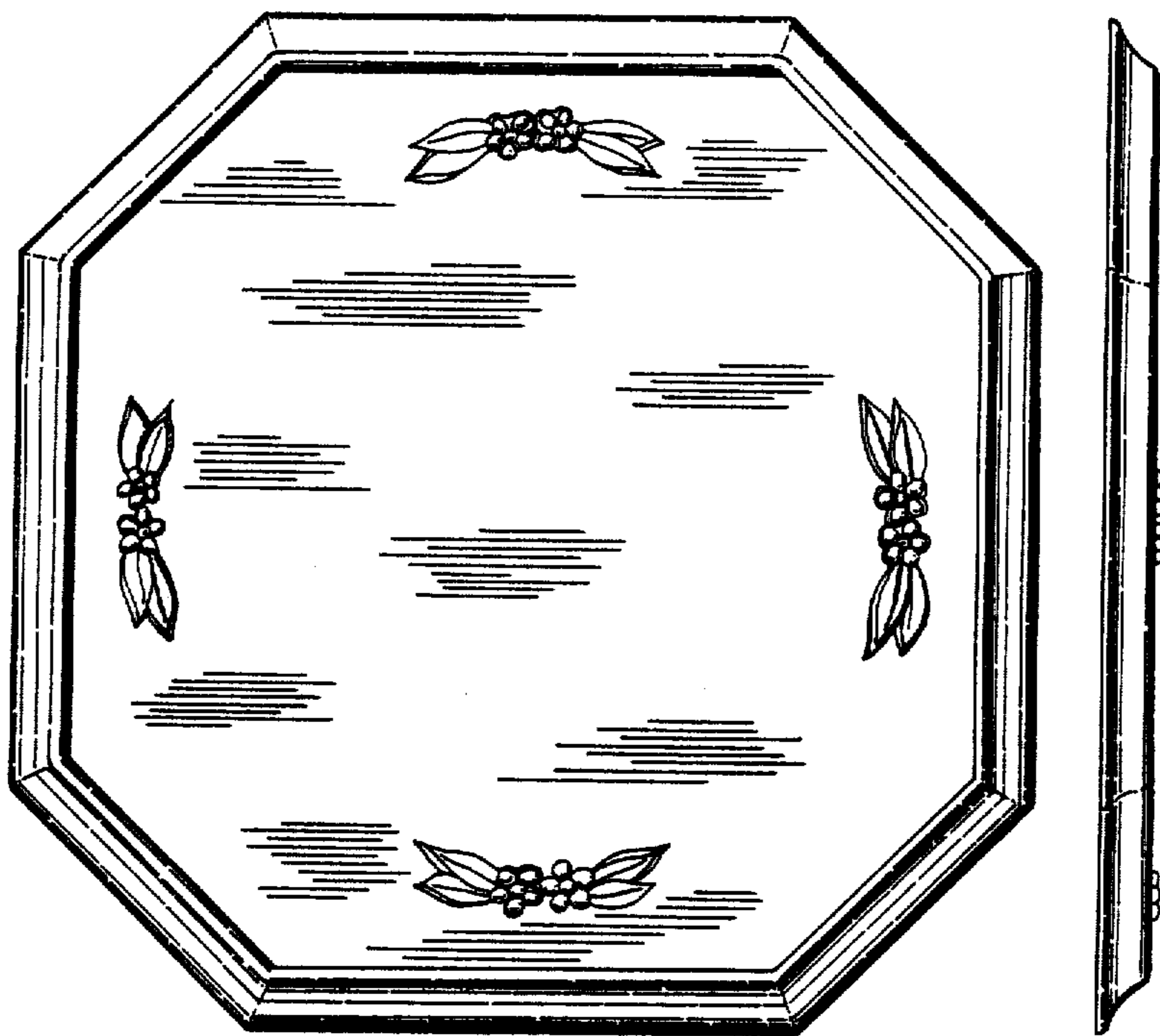


FIG. 2.



FIG. 3.

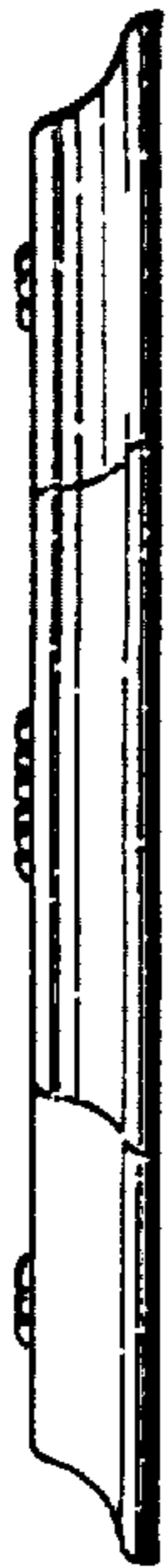


FIG. 5.




FIG. 6.




FIG. 4.




FIG. 7.




FIG. 8.

FIG. 9.




FIG. 10.

