

[54] **COATHOOK**

[75] Inventor: **Pasquale Valli, Renate, Italy**

[73] Assignee: **Valli & Colombo S.p.A., Italy**

[**] Term: **14 Years**

[21] Appl. No.: **138,212**

[22] Filed: **Apr. 7, 1980**

[30] **Foreign Application Priority Data**

Oct. 5, 1979 [IT] Italy 22772/79[U]

[51] Int. Cl. **D6—06; D8—08**

[52] U.S. Cl. **D6/122; D8/310;
D8/367; D8/372**

[58] Field of Search **D6/120, 122; D8/310,
D8/350, 367, 372; 248/303, 304**

[56] **References Cited**

U.S. PATENT DOCUMENTS

D. 214,324 6/1969 Schier et al. D6/122
D. 247,146 2/1978 Watt, Jr. D6/120

FOREIGN PATENT DOCUMENTS

41449 3/1910 Austria 248/304
1357111 2/1964 France 248/304

OTHER PUBLICATIONS

Sweet's Architectural Catalog File 1962, Sec. 19e/Xa,
p. 5, "Nassau" Knob.

Sweet's Architectural Catalog File 1970, Sec. 38e/Vo,
p. 24, Hook B50-2.

Primary Examiner—B. J. Bullock

Attorney, Agent, or Firm—Steinberg & Raskin

[57] **CLAIM**

The ornamental design for a coathook, as shown.


DESCRIPTION

FIG. 1 is a front elevational view of a coathook showing my new design;

FIG. 2 is a side elevational view taken from the left of FIG. 1, the side opposite being a mirror image thereof;

FIG. 3 is a top plan view thereof;

FIG. 4 is an enlarged perspective view thereof.






Fig. 4

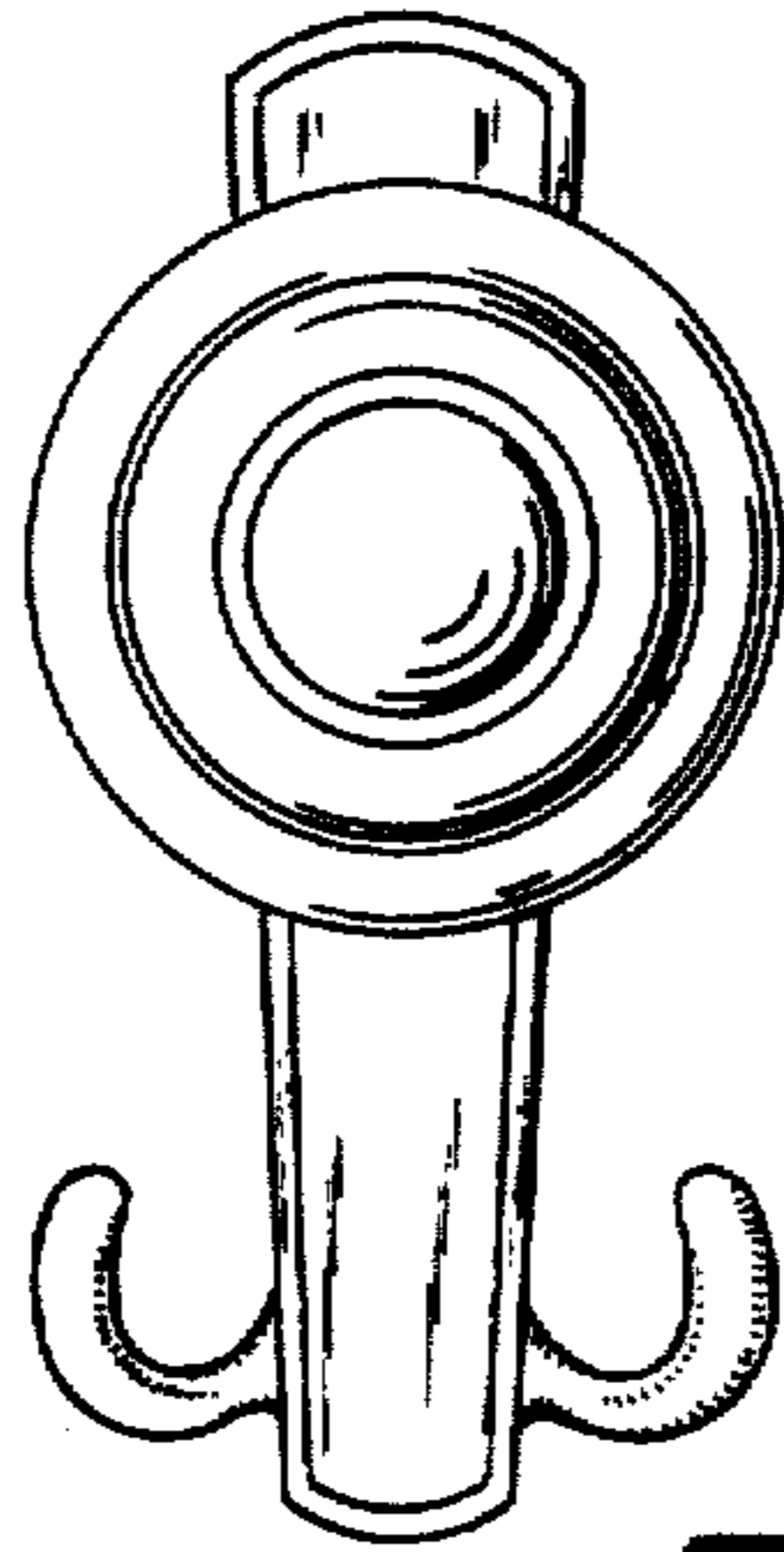


Fig. 1




Fig. 2




Fig. 3