

[54] PNEUMATIC TIRE TREAD AND BUTTRESS

[75] Inventor: John A. Hutz, Mt. Clemens, Mich.

[73] Assignee: Uniroyal, Inc., New York, N.Y.

[\*\*] Term: 14 Years

[21] Appl. No.: 147,901

[22] Filed: May 8, 1980

[51] Int. Cl. .... D12-15

[52] U.S. Cl. .... D12/147; D12/145

[58] Field of Search .... D12/141-143,  
D12/145-148; 152/209 R, 209 B, 209 D

[56] References Cited

PUBLICATIONS

Modern Tire Dealer, p. 6, All Season Tires, Figs. 1 & 5, 9/4/79.

Modern Tire Dealer, p. 7, All Season Tires, Figs. 7, 9 & 12, 9/4/79.

Primary Examiner—James M. Gandy  
Attorney, Agent, or Firm—Jack Posin

[57] CLAIM

The ornamental design for a pneumatic tire tread and buttress, substantially as shown and described.

DESCRIPTION

FIG. 1 is a perspective view, partly schematic, of a pneumatic tire tread and buttress embodying my new design, it being understood that the pattern is repeated throughout the circumference of the tread and buttress, as shown schematically by solid lines;

FIG. 2 is an enlarged, fragmentary developmental plan view of the tread and buttress of FIG. 1;

FIG. 3 is an enlarged, sectional view of the tread and buttress, taken substantially as indicated by line 3—3 of FIG. 2; and

FIG. 4 is an enlarged, fragmentary sectional view of the tread and buttress, taken substantially as indicated by line 4—4 of FIG. 2.

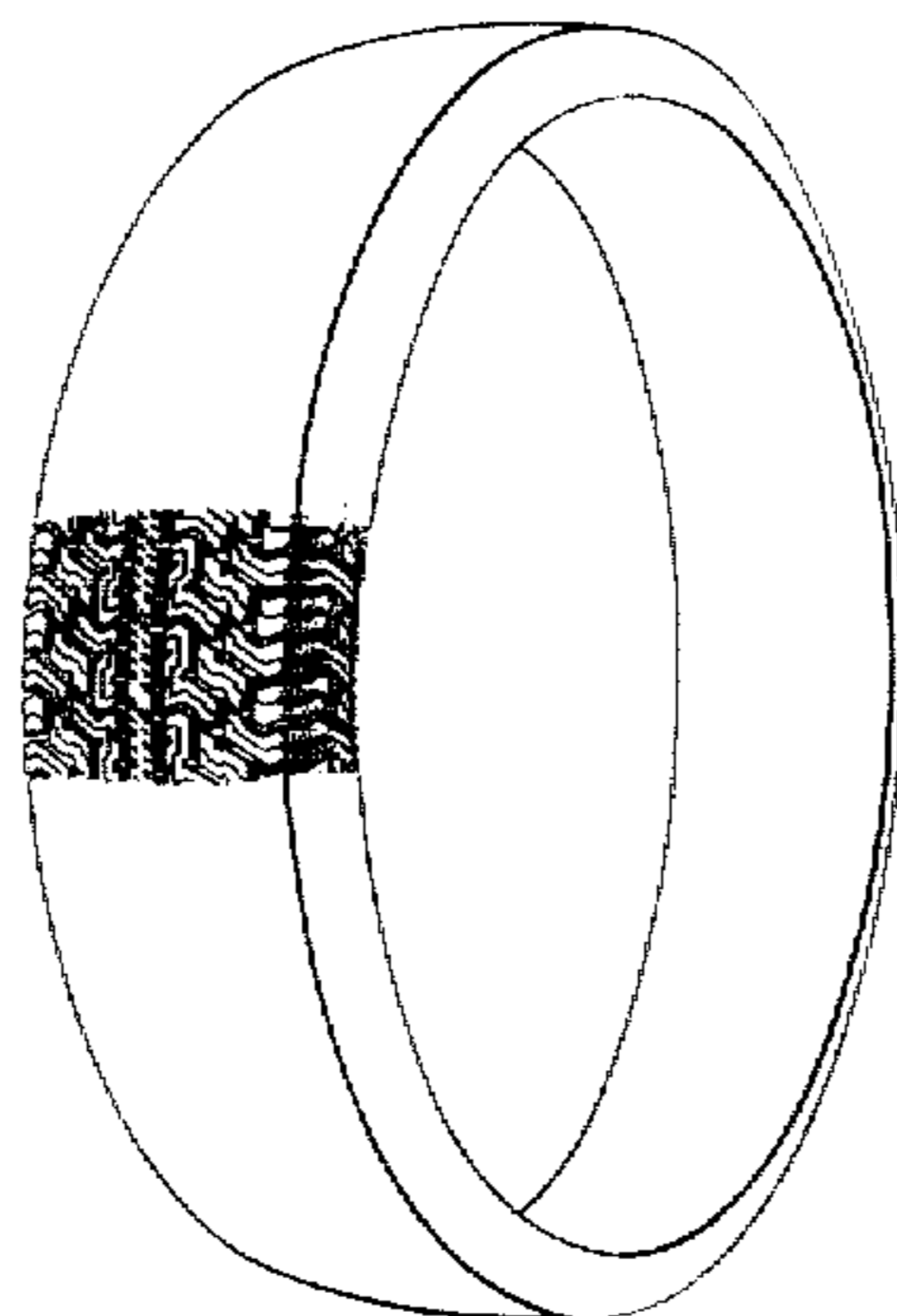
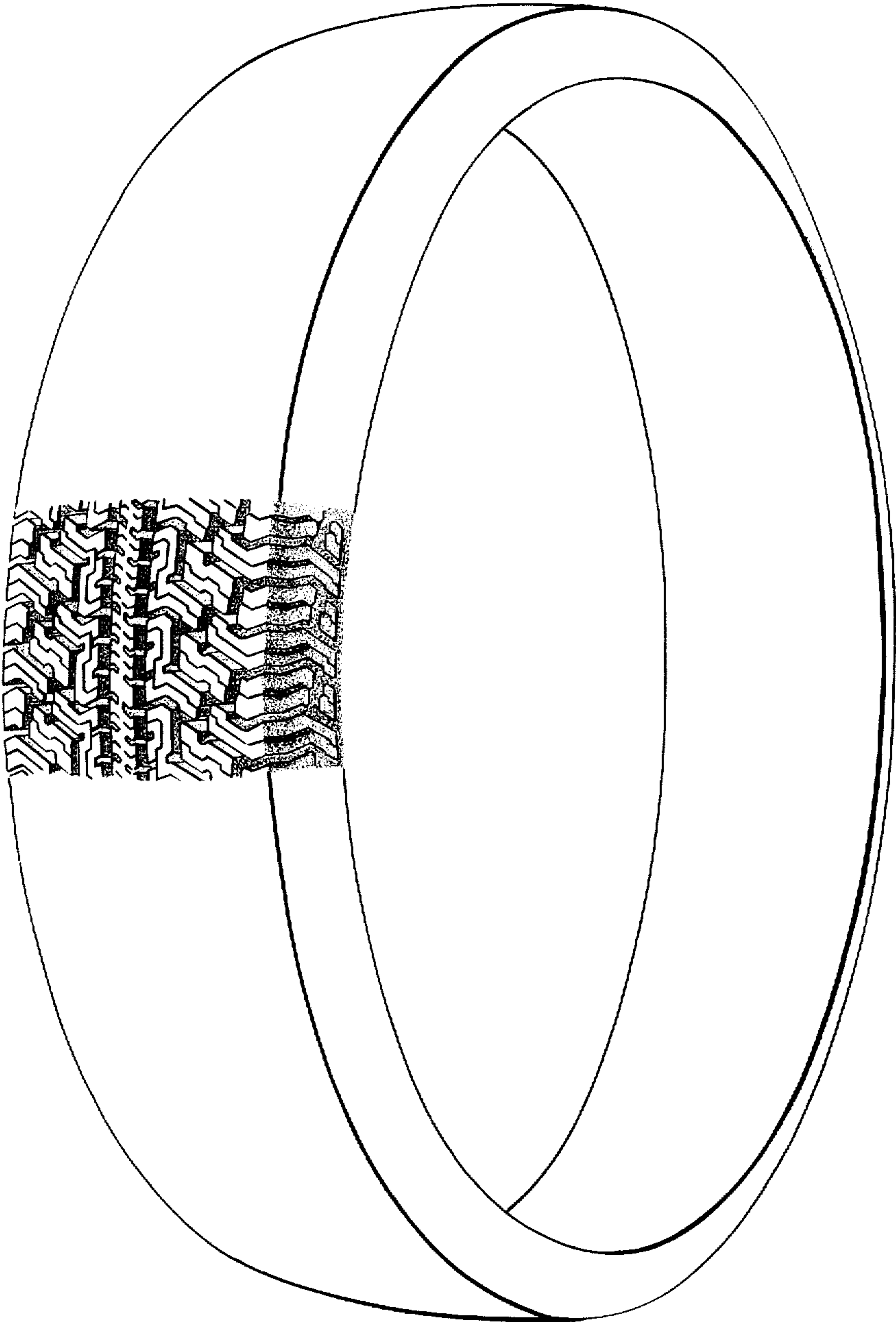



Fig. 1.





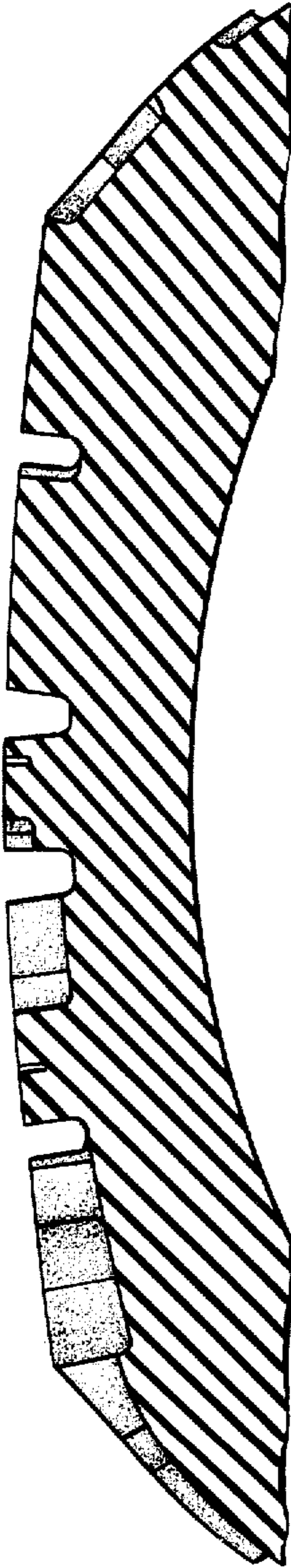


Fig. 3.

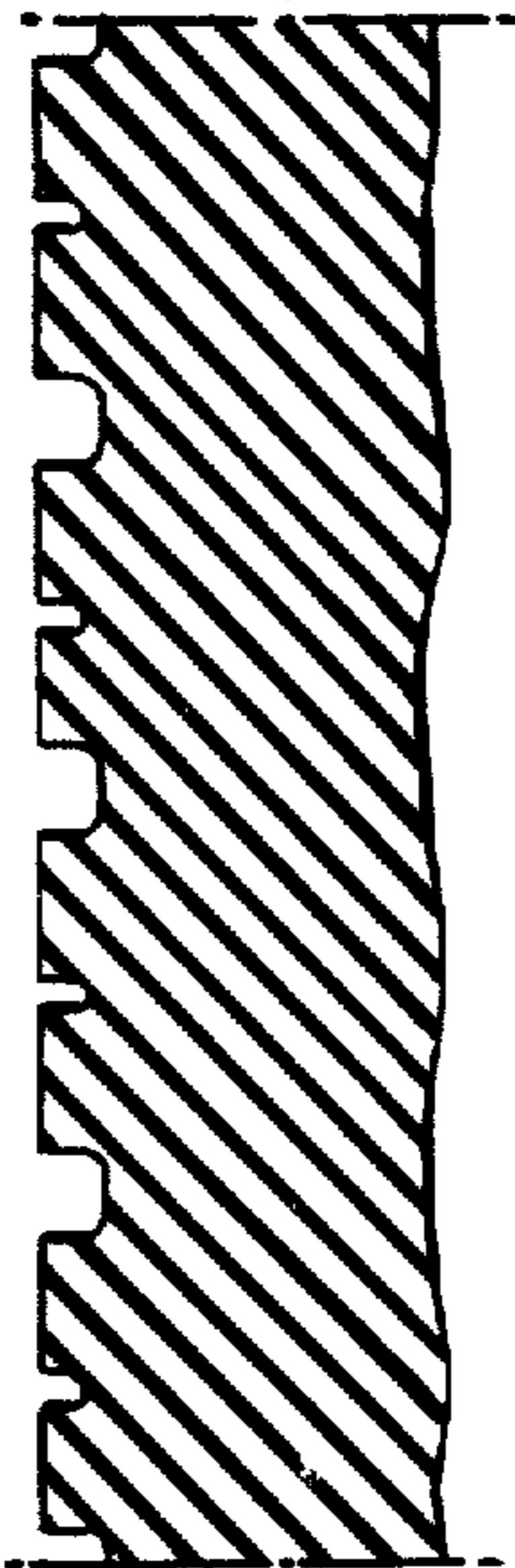


Fig. 4.