

- [54] **BONE PREPARATION BRUSH**
- [75] Inventors: **William C. Schadrack, III; William B. Clarke**, both of Warsaw, Ind.
- [73] Assignee: **Zimmer USA, Inc.**, Warsaw, Ind.
- [\*\*] Term: **14 Years**
- [21] Appl. No.: **111,747**
- [22] Filed: **Jan. 14, 1980**
- [51] Int. Cl. .... **D24—02**
- [52] U.S. Cl. .... **D24/26; D4/12**
- [58] Field of Search ..... 128/92 E, 303 R, 304; D24/26; D4/12; 15/186, 188, 144

4,124,026 11/1978 Berner et al. .... 128/92 E

*Primary Examiner*—Bernard Ansher  
*Attorney, Agent, or Firm*—Richard H. Brink

[57] **CLAIM**

The ornamental design for a bone preparation brush, as shown and described.


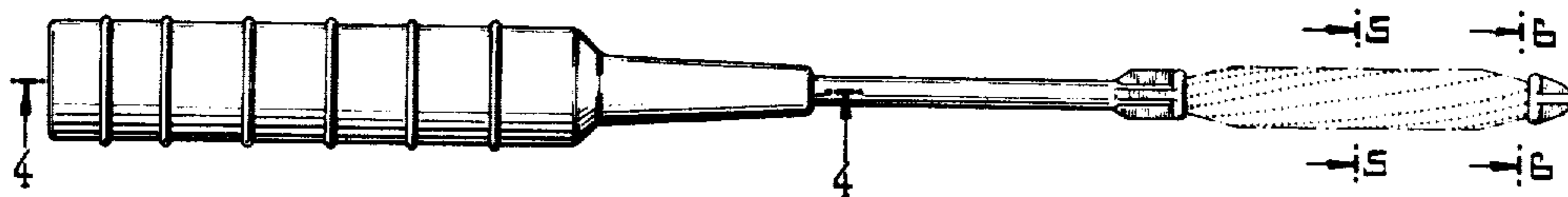
**DESCRIPTION**

FIG. 1 is a side elevational view of a bone preparation brush;  
 FIG. 2 is a rear elevational view thereof;  
 FIG. 3 is a front elevational view thereof;  
 FIG. 4 is a sectional view thereof taken along lines 4—4 of FIG. 1;  
 FIG. 5 is a sectional view thereof taken along lines 5—5 of FIG. 1;  
 FIG. 6 is a sectional view thereof taken along lines 6—6 of FIG. 1; and  
 FIG. 7 is an enlarged fragmentary view of the brush element.

[56] **References Cited**

**U.S. PATENT DOCUMENTS**

- D. 237,116 10/1975 Ekbladh ..... D24/26
- D. 250,859 1/1979 Artiano ..... D4/12
- D. 255,048 5/1980 Miller ..... D24/26
- 4,027,658 6/1977 Marshall ..... 128/304 X



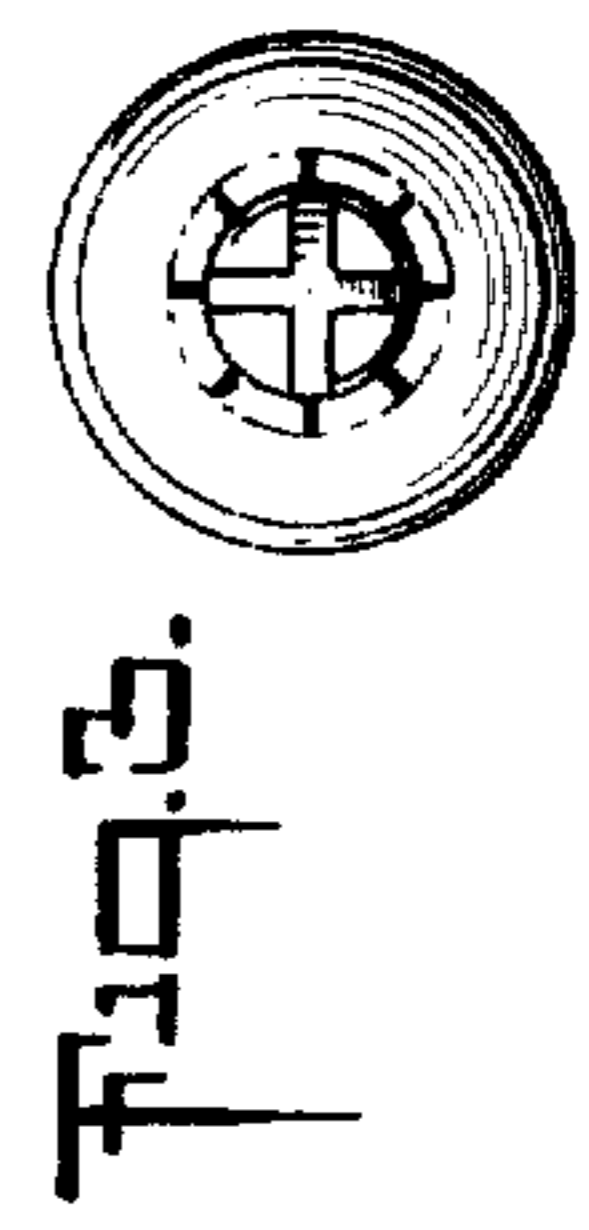
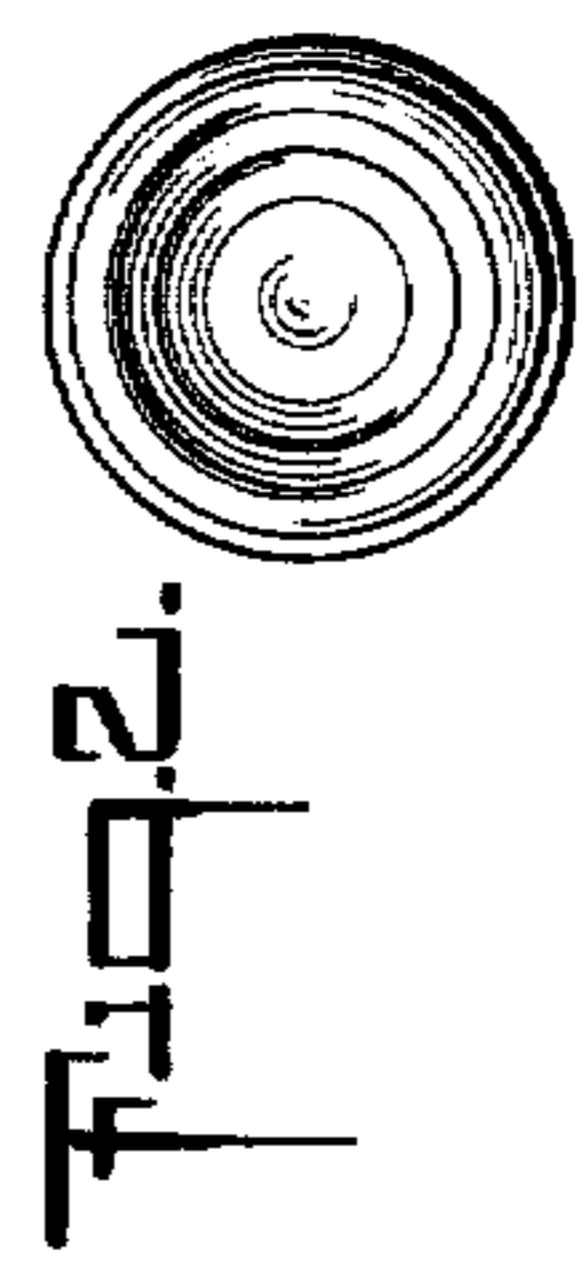
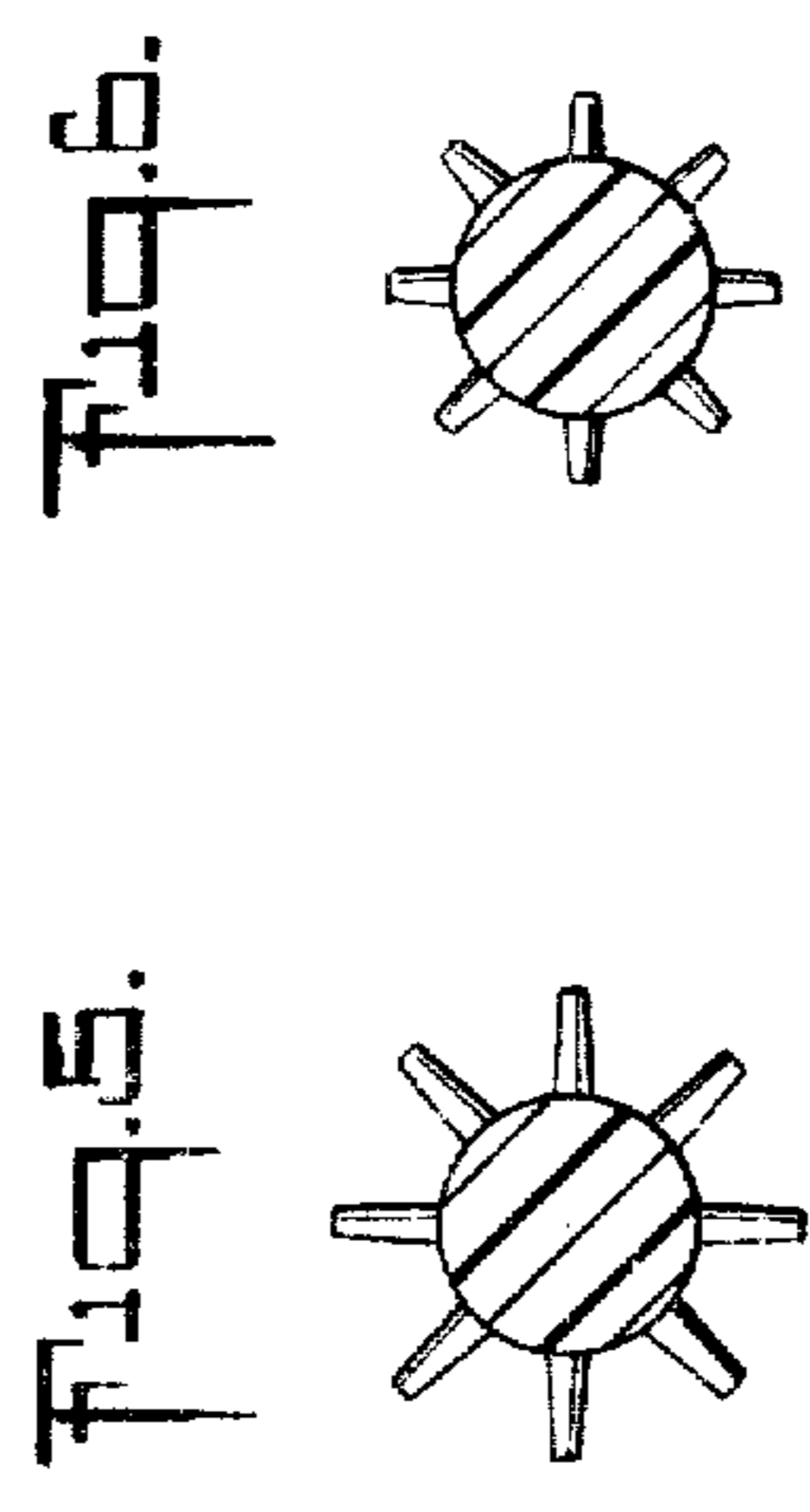
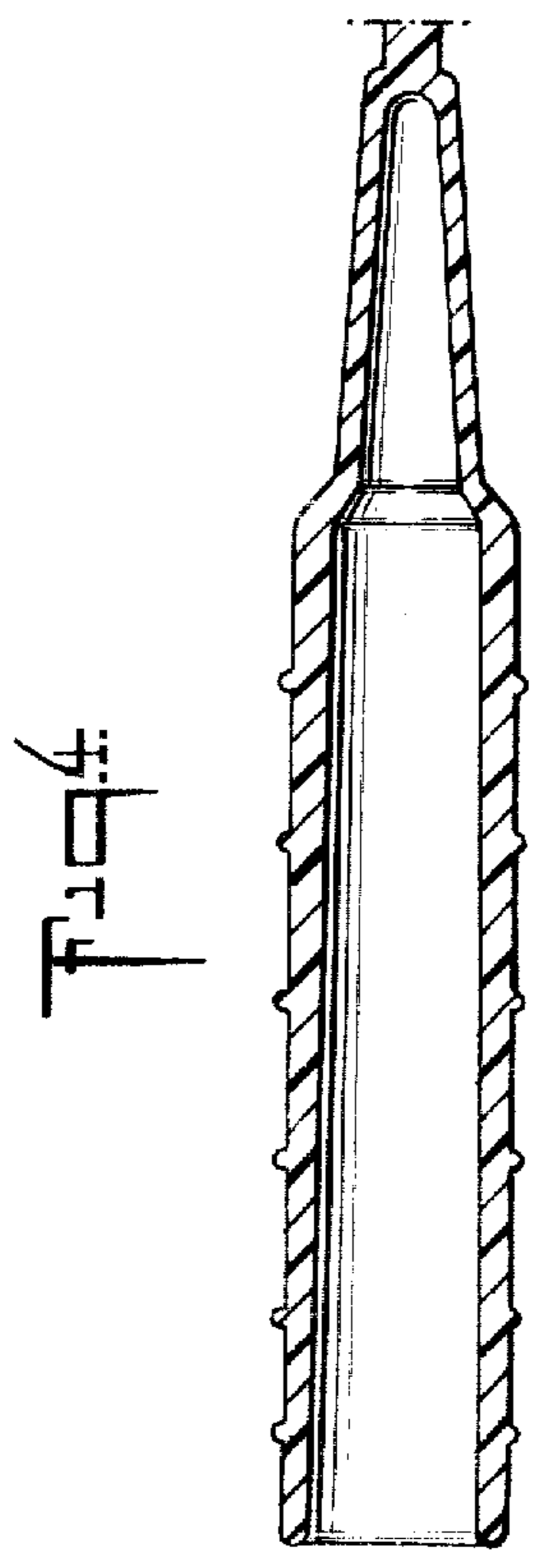
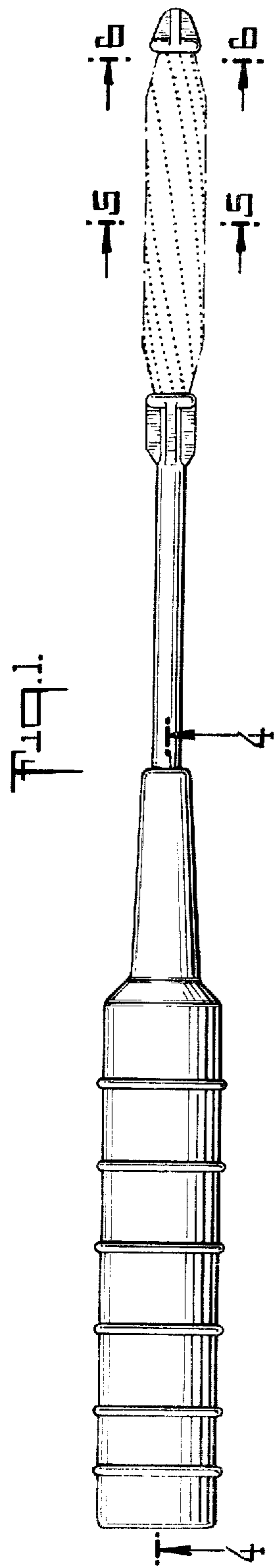


Fig. 7.

