

[54] SEATING MANDREL ATTACHMENT FOR A DENTAL TOOL

583,472 6/1897 Heath, Jr. .... 433/134  
2,276,067 3/1942 Siqueland ..... 433/134

[75] Inventors: Lonny J. Moore, Denver; Lincoln P. Tague, Lakewood, both of Colo.

[73] Assignee: Teledyne Densco, Div. of Teledyne Industries, Inc., Denver, Colo.

[\*\*] Term: 14 Years

[21] Appl. No.: 141,003

[22] Filed: Apr. 17, 1980

[51] Int. Cl. .... D24-02

[52] U.S. Cl. .... D24/10; D24/12

[58] Field of Search ..... 433/128, 134; D24/10, D24/11, 12

[56] References Cited

U.S. PATENT DOCUMENTS

582,796 5/1897 Peterson ..... 433/134

OTHER PUBLICATIONS

S. S. White Dental, General Catalog 1965, p. 67, Item #321, Disk and Wheel Mandrel.


Primary Examiner—Bernard Ansher  
Attorney, Agent, or Firm—Max L. Wymore

[57] CLAIM

The ornamental design for a seating mandrel attachment for a dental tool, as shown and described.

DESCRIPTION

FIG. 1 is an elevational view of the seating mandrel attachment for a dental tool showing our new design; FIG. 2 is a front elevational view thereof; FIG. 3 is a top plan view thereof with the bottom plan view being a mirror image; FIG. 4 is a left end view thereof; and, FIG. 5 is a right end view thereof.






FIG 1




FIG 2




FIG 3



FIG 4



FIG 5