

[54] CABINET FOR A SPEAKER OR THE LIKE

[76] Inventor: John L. Glass, Rte. 1, Box 102, Boston, Ga. 31626

[**] Term: 14 Years

[21] Appl. No.: 96,828

[22] Filed: Nov. 23, 1979

[51] Int. Cl. D14-01

[52] U.S. Cl. D14/31; D14/34; D14/38

[58] Field of Search D14/1, 5, 12-14, D14/19, 22-24, 30-35, 37-39, 69, 99; D6/235

[56] References Cited

U.S. PATENT DOCUMENTS

- D. 64,329 3/1924 Zidar D14/19
- D. 67,506 6/1925 Dieterich D14/31

- D. 67,678 6/1925 Serlin D14/35
- D. 133,707 9/1942 Ballard D14/69
- D. 137,497 3/1944 Moglen D6/235

Primary Examiner—Jane E. Corrigan
Attorney, Agent, or Firm—Arthur G. Yeager

[57] CLAIM

The ornamental design for cabinet for a speaker or the like, substantially as shown and described.

DESCRIPTION

FIG. 1 is a front elevational view of a cabinet for a speaker or the like showing my new design; FIG. 2 is a right side elevational view with the cord broken off for convenience of illustration; FIG. 3 is a top plan view thereof; FIG. 4 is a rear elevational view with the cord broken off to indicate indeterminate length; and FIG. 5 is a bottom plan view with the cord broken off for convenience of illustration.




FIG. 1




FIG. 2

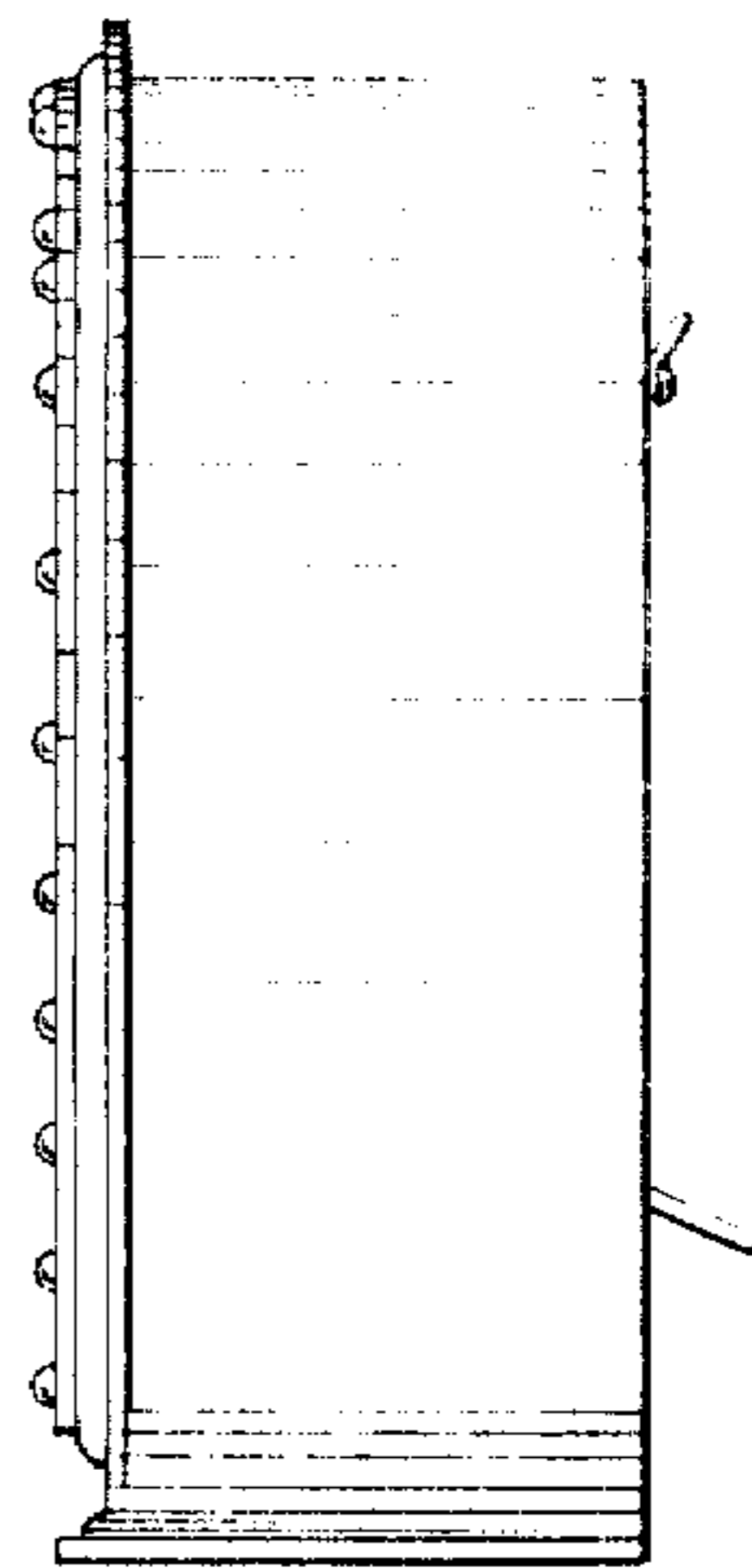


FIG. 3

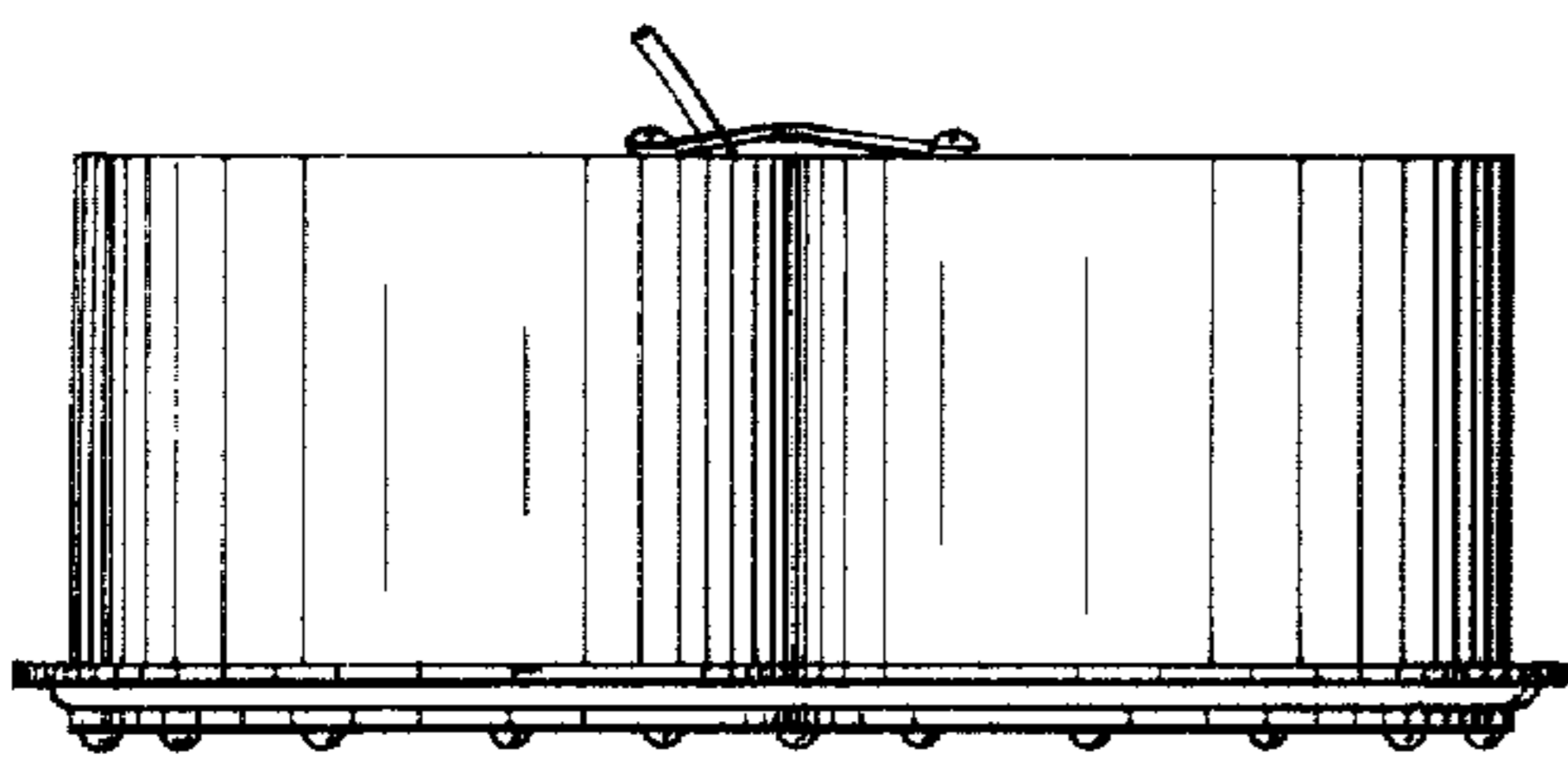


FIG. 4

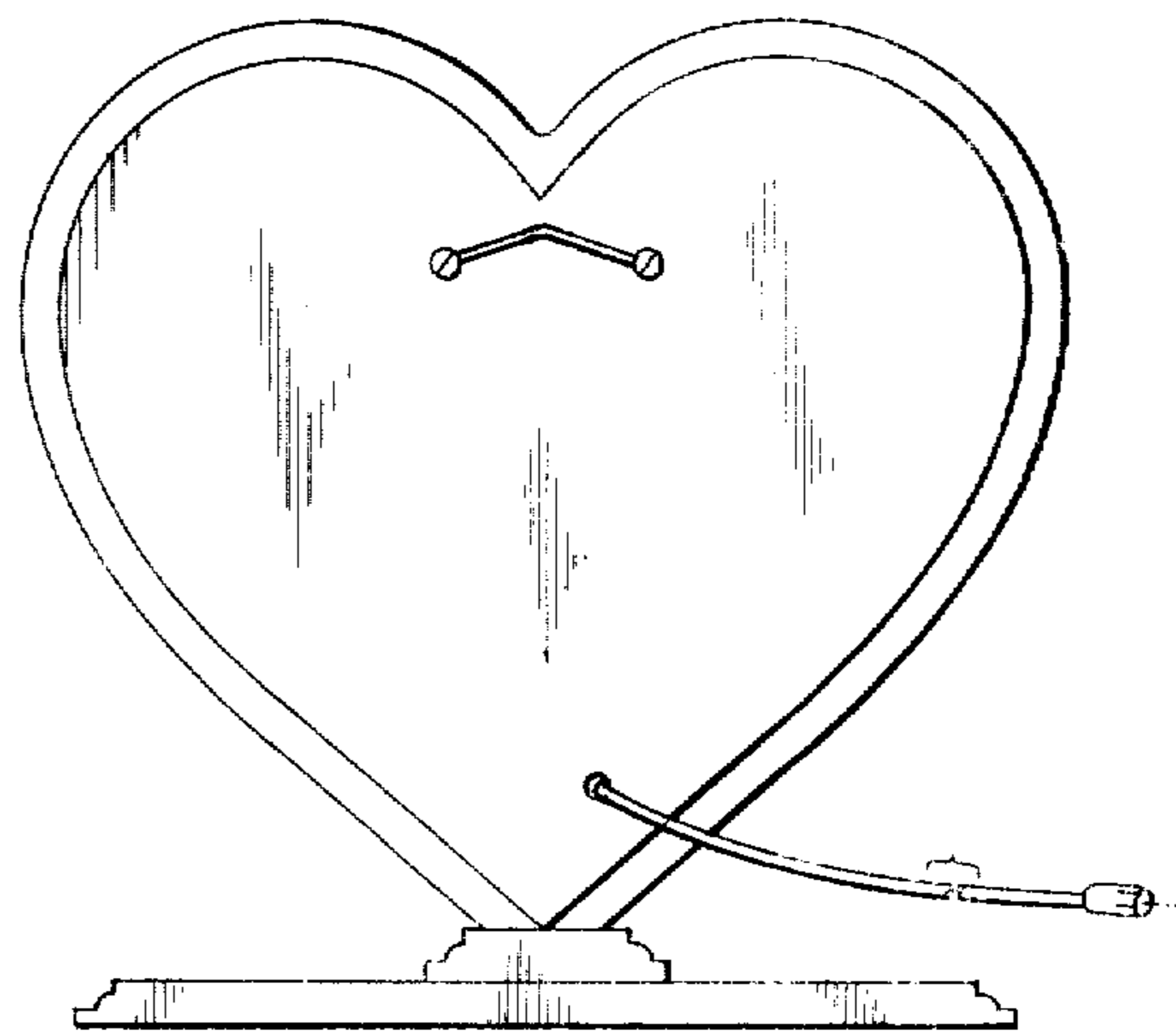


FIG. 5

