

[54] TRASH CAN HOLD DOWN BRACKET

[76] Inventor: Michael W. Englert, Jr., 1521 Ridge Dr., Redding, Calif. 96001

[**] Term: 14 Years

[21] Appl. No.: 155,390

[22] Filed: Jun. 2, 1980

[51] Int. Cl. D8-08

[52] U.S. Cl. D8/354

[58] Field of Search 248/300, 156, 146, DIG. 7; D7/189, 193; 211/83, 71; D8/354, 371, 394, 395

4,141,107 2/1979 Sheiman et al. 248/300 X
 4,184,659 1/1980 Abrahamson 248/DIG. 7 X

OTHER PUBLICATIONS

Springs and Formed Wires Catalog by the Colorado Fuel and Iron Corp., ©1947, p. 8, Item 44.

Primary Examiner—A. Hugo Word
 Attorney, Agent, or Firm—Lothrop & West

[57] CLAIM

The ornamental design for a trash can hold down bracket, as shown.

DESCRIPTION

FIG. 1 is a left front perspective view of a trash can hold down bracket, showing my new design;
 FIG. 2 is an elevational view of one side, the opposite side being a mirror image thereof;
 FIG. 3 is a front elevational view thereof;
 FIG. 4 is a rear elevational view thereof;
 FIG. 5 is a top plan view thereof; and,
 FIG. 6 is a bottom plan view thereof.

[56] References Cited

U.S. PATENT DOCUMENTS

1,598,135	8/1926	Heinson et al.	248/DIG. 7 X
2,142,868	1/1939	Vincenzo	248/DIG. 7 X
2,505,126	4/1950	Logan	248/DIG. 7 X
3,226,075	12/1965	Hopkins et al.	248/DIG. 7 X




FIG-1

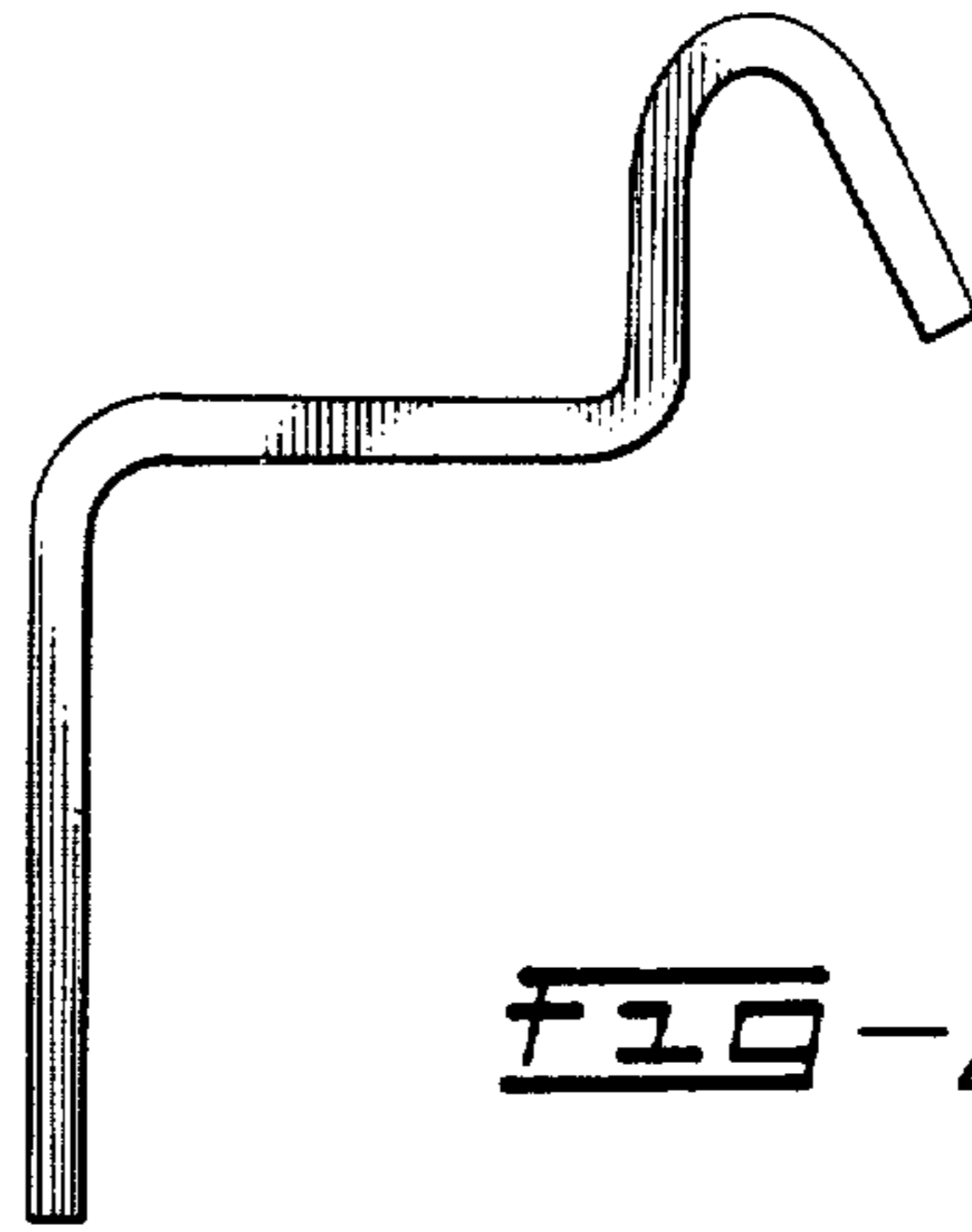



FIG-2




FIG-3

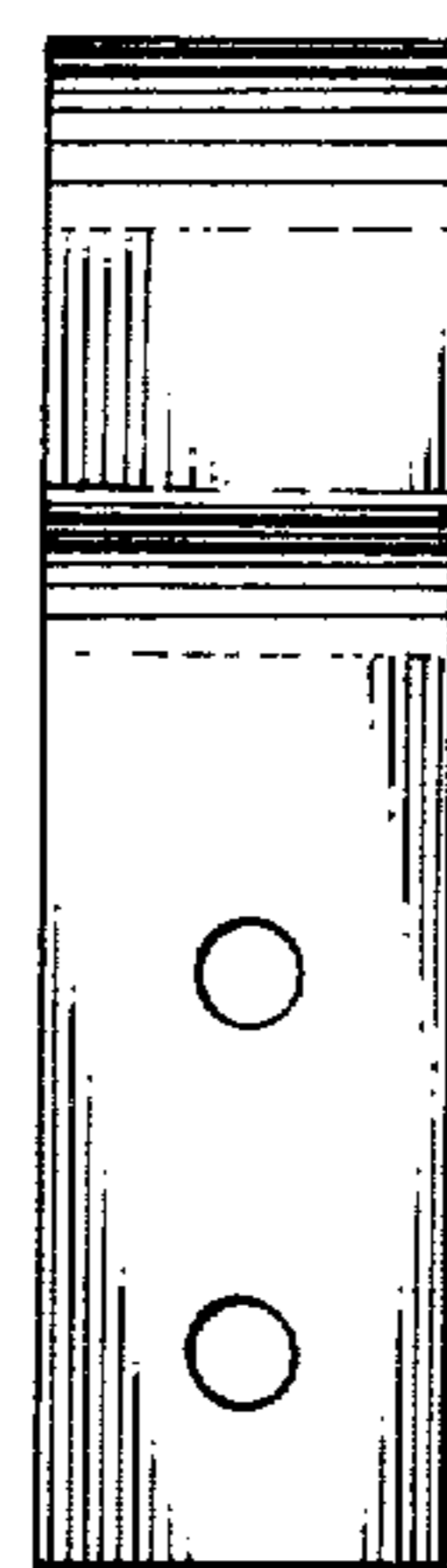


FIG-4




FIG-5




FIG-6