

[54] FAUCET HANDLE AND THE LIKE  
 [75] Inventor: John P. Ronvik, Palos Heights, Ill.  
 [73] Assignee: Sears, Roebuck and Co., Chicago, Ill.  
 [\*\*] Term: 14 Years  
 [21] Appl. No.: 157,123  
 [22] Filed: Jun. 6, 1980  
 [51] Int. Cl. .... D23-01  
 [52] U.S. Cl. .... D23/29; D8/308  
 [58] Field of Search .... D23/23-32;  
 D8/308, 310, 321; 16/121

1,958,165 5/1934 Le Compte .  
 1,993,938 3/1935 McDonald ..... 16/121  
 2,007,476 7/1935 Miller .  
 2,919,947 1/1960 Scott .  
 3,313,057 4/1967 Leddy .  
 3,430,377 3/1969 Ellison .  
 3,487,496 1/1970 Guyton ..... 16/121

Primary Examiner—James R. Largen  
 Attorney, Agent, or Firm—Arnstein, Gluck & Lehr

[56] **References Cited**  
**U.S. PATENT DOCUMENTS**

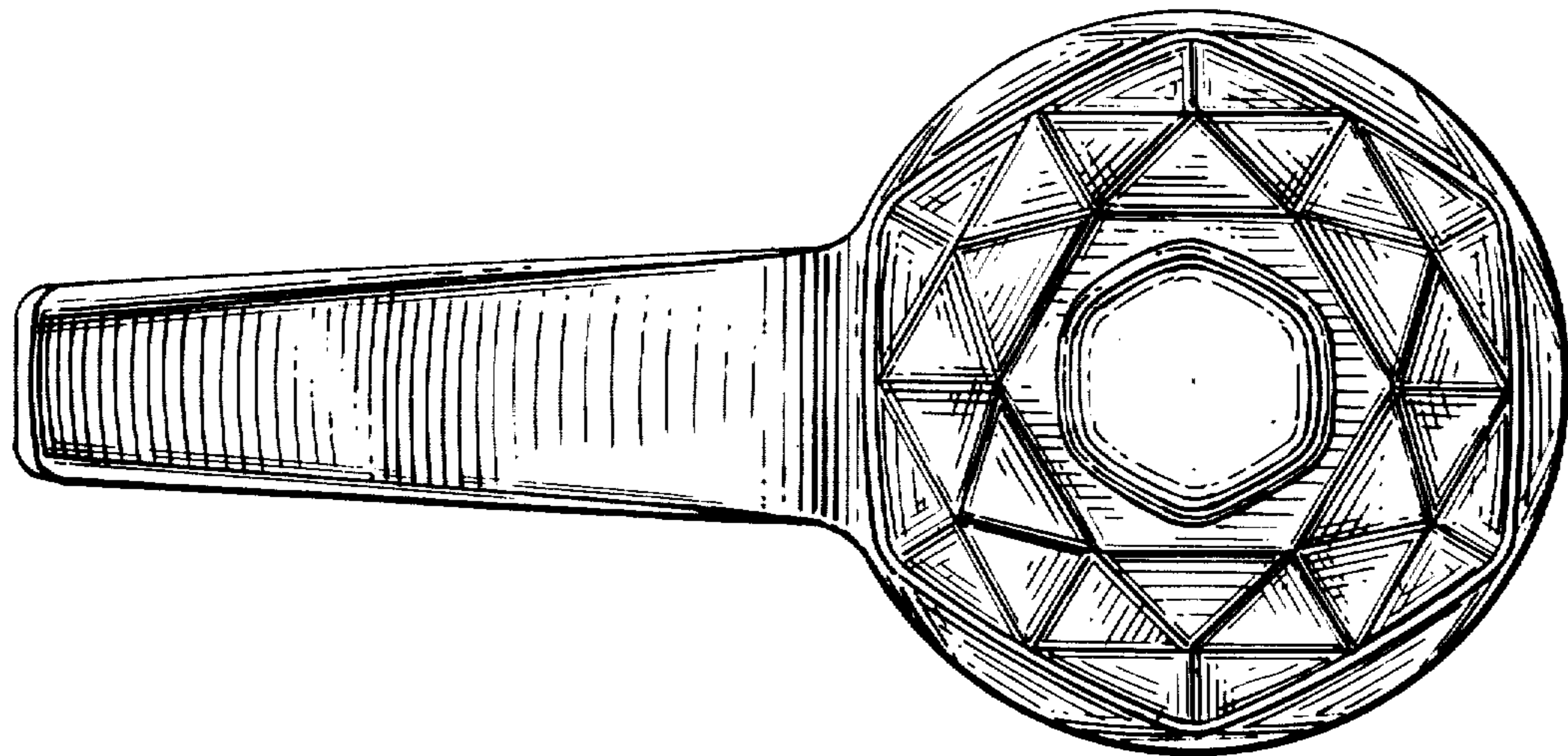
D. 207,898	6/1967	Doman .....	D23/28
D. 207,986	6/1967	Smalley .....	D23/28
D. 223,155	3/1972	Owings .....	D23/28
D. 223,913	6/1972	Niemann .....	D23/29
D. 227,251	6/1973	Botefur et al. ....	D23/28
D. 238,948	2/1976	Landell .....	D23/28
D. 241,843	10/1976	Shames et al. ....	D23/28
403,774	6/1890	Hamilton .	
600,849	3/1898	Brown .	
1,803,375	5/1931	Adams .	
1,848,526	3/1932	Heerwagen .	

[57] **CLAIM**

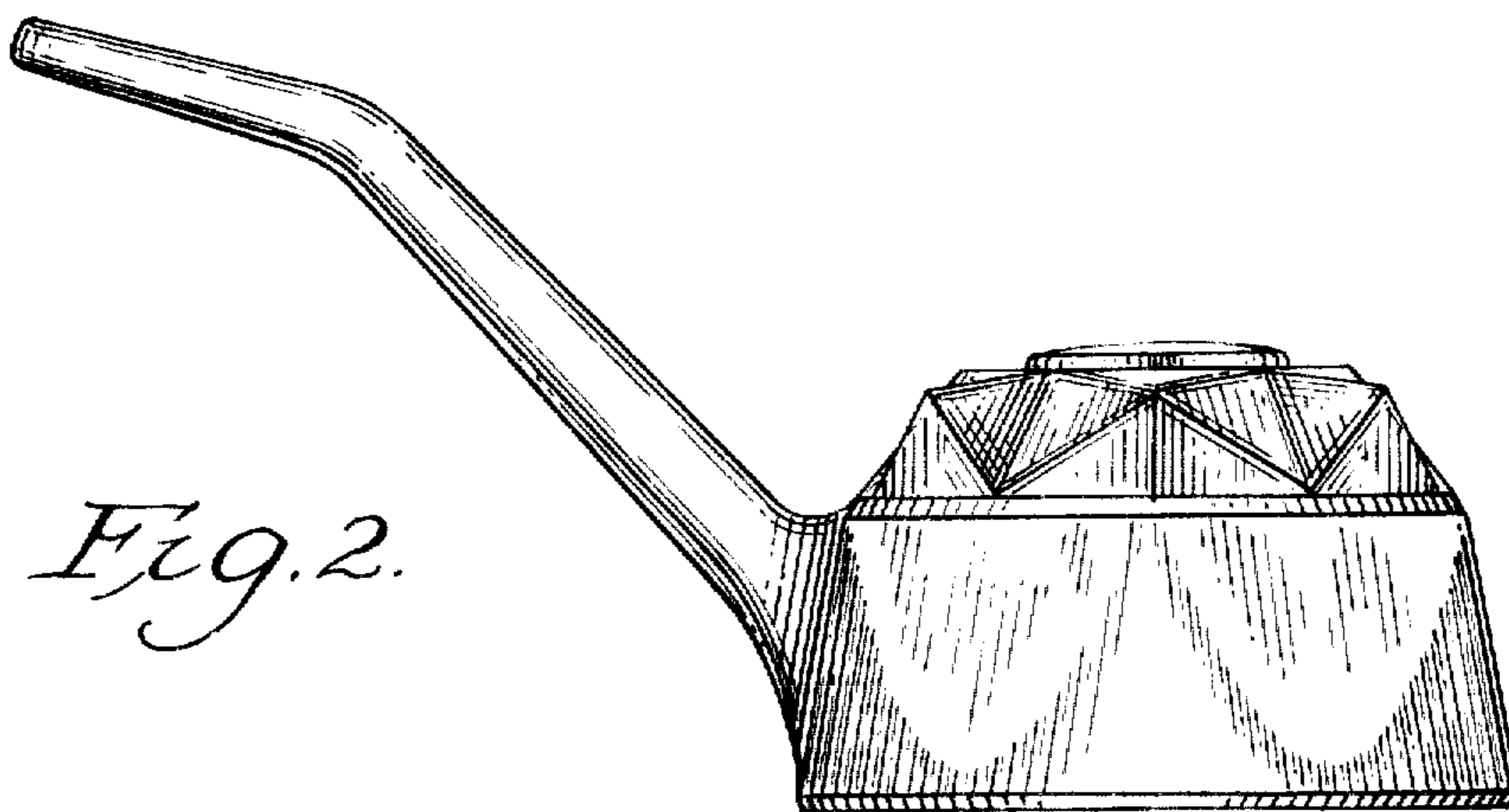
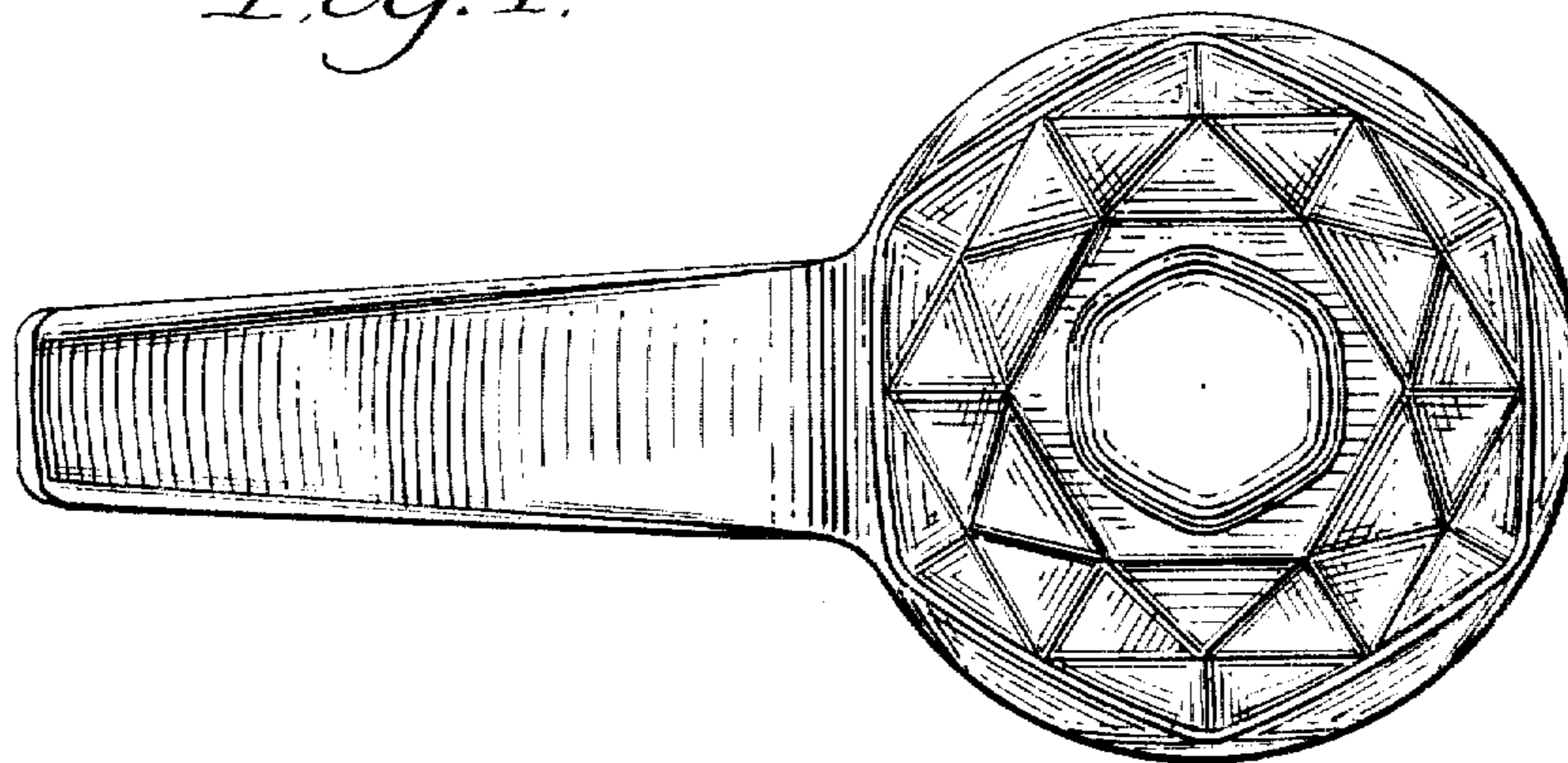
The ornamental design for a faucet handle and the like, as shown and described.

**DESCRIPTION**

FIG. 1 is a top plan view of a faucet handle and the like showing my new design.  
 FIG. 2 is a right side elevational view thereof, the left side being a mirror image of the right side shown;  
 FIG. 3 is a bottom plan view thereof;  
 FIG. 4 is a front elevational view thereof; and  
 FIG. 5 is a right side elevational view of a modified form of the faucet handle and the like shown in FIG. 1, the left side being a mirror image of the right side shown, said modified form differs from the handle shown in FIGS. 1 through 4 in the size and shape of the lever.

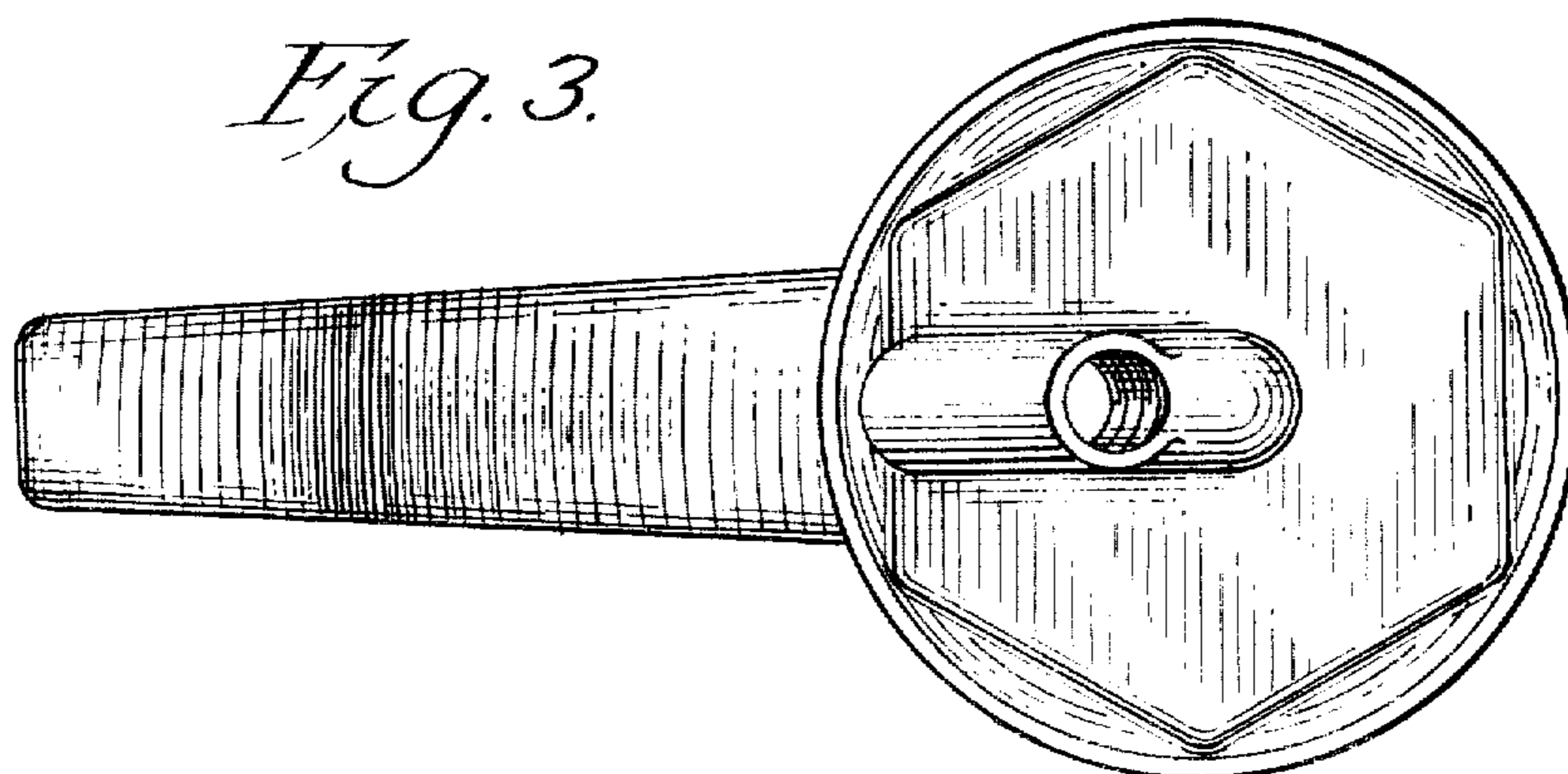


*Fig. 1.*

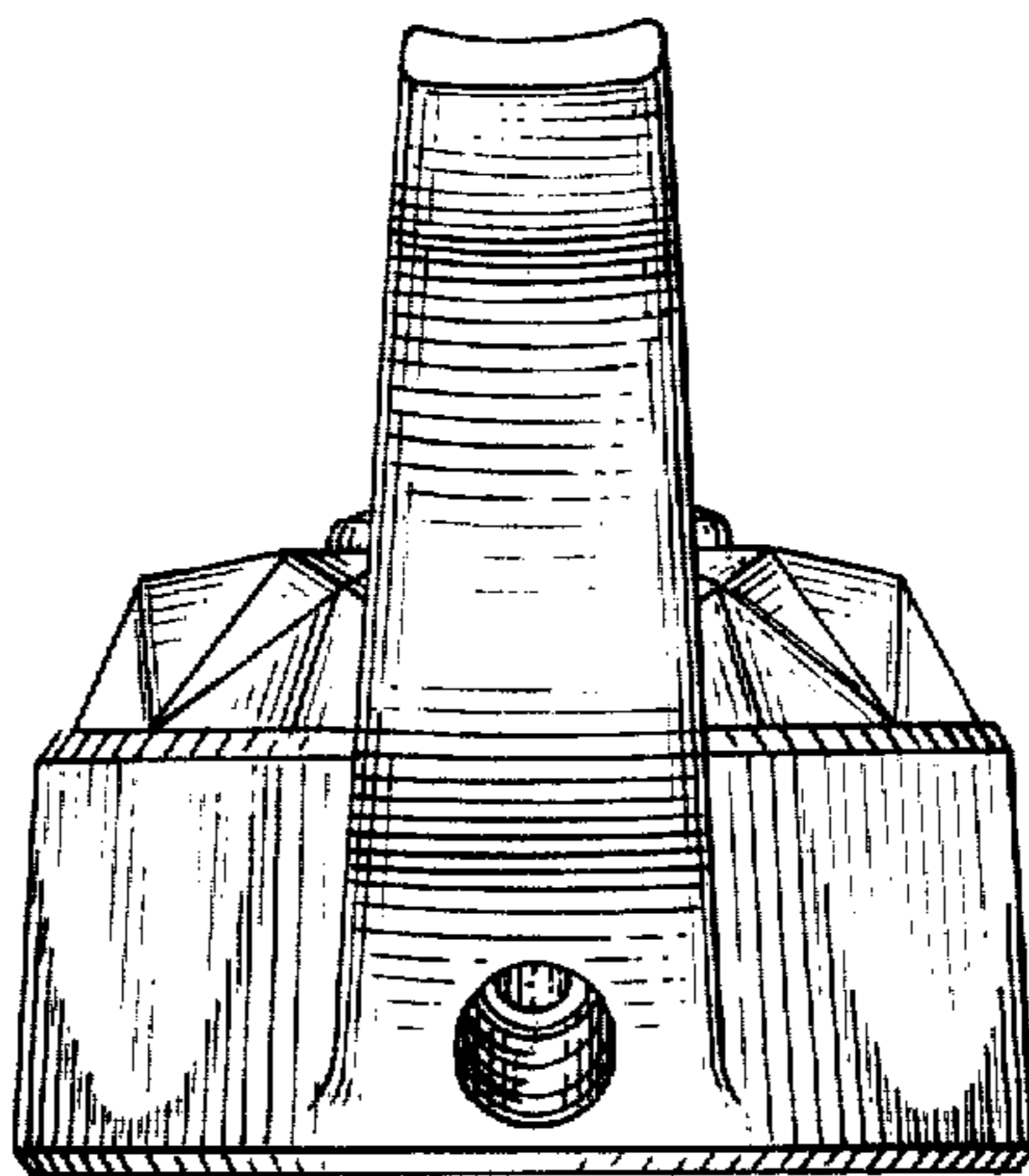


*Fig. 2.*

*Fig. 3.*



*Fig. 4.*



*Fig. 5.*

