

[54] RECORD PLAYER

[75] Inventor: Katsuya Matsumura, Osaka, Japan
[73] Assignee: Sharp Corporation, Osaka, Japan
[**] Term: 14 Years
[21] Appl. No.: 62,250
[22] Filed: Aug. 16, 1979
[30] Foreign Application Priority Data
Jan. 29, 1979 [JP] Japan 54/3288

[51] Int. Cl. D14-01
[52] U.S. Cl. D14/14; D14/17;
D14/27
[58] Field of Search D14/1, 5, 14, 16-25,
D14/27, 99

[56] References Cited
U.S. PATENT DOCUMENTS

D. 224,262 7/1972 Yurdin D14/17
D. 252,330 7/1979 Leech D14/17

OTHER PUBLICATIONS


High Fidelity, 3-78, p. 10, left-most Covered Turntable.
High Fidelity, 3-78, p. 24, Seiki DD 35 Turntable.
High Fidelity, 6-78, p. 76, Technics SL-1000MK11 Turntable.
Primary Examiner—Jane E. Corrigan
Attorney, Agent, or Firm—Flehr, Hohbach, Test, Albritton & Herbert

[57] CLAIM

The ornamental design for a record player, as shown and described.

DESCRIPTION

FIG. 1 is a front, top and right side perspective view of a record player showing my new design;
FIG. 2 is a top plan view with the transparent cover plate removed for convenience of illustration;
FIG. 3 is a front elevational view with the cover plate attached and in closed position;
FIG. 4 is a rear elevational view thereof;
FIG. 5 is a left side elevational view thereof;
FIG. 6 is a right side elevational view thereof; and
FIG. 7 is a bottom plan view thereof.






FIG. 1

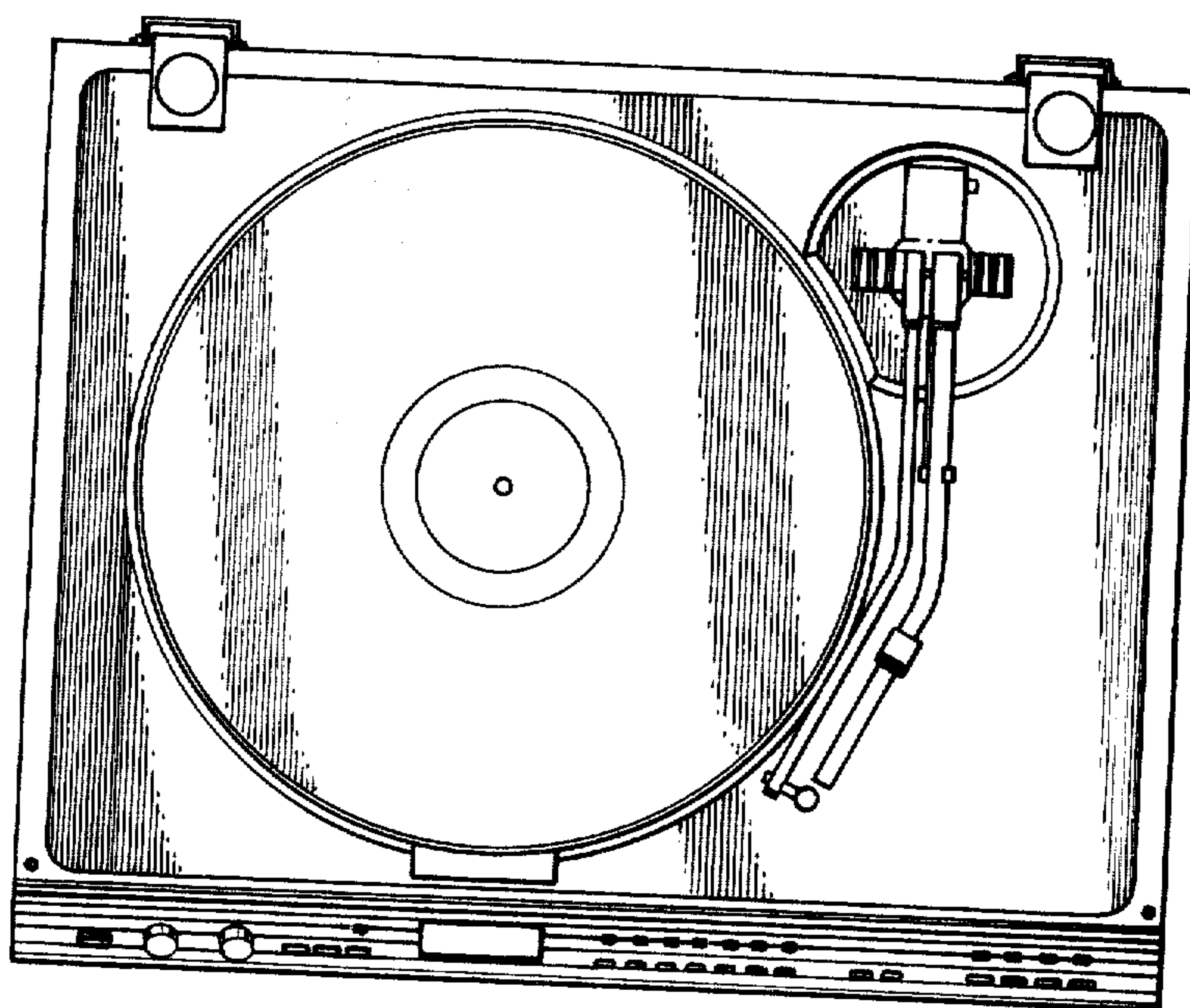


FIG. 2

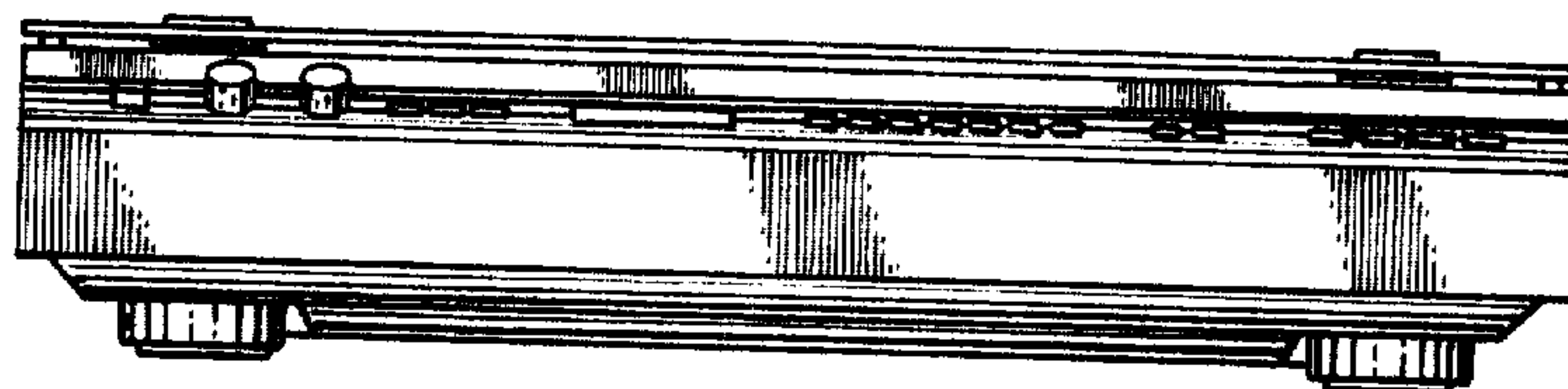


FIG. 3

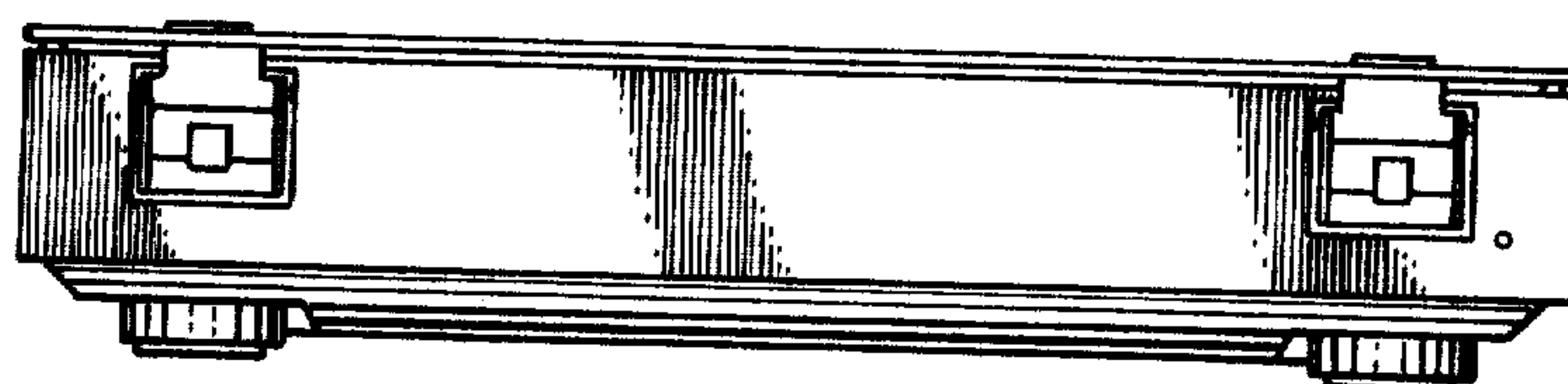


FIG. 4

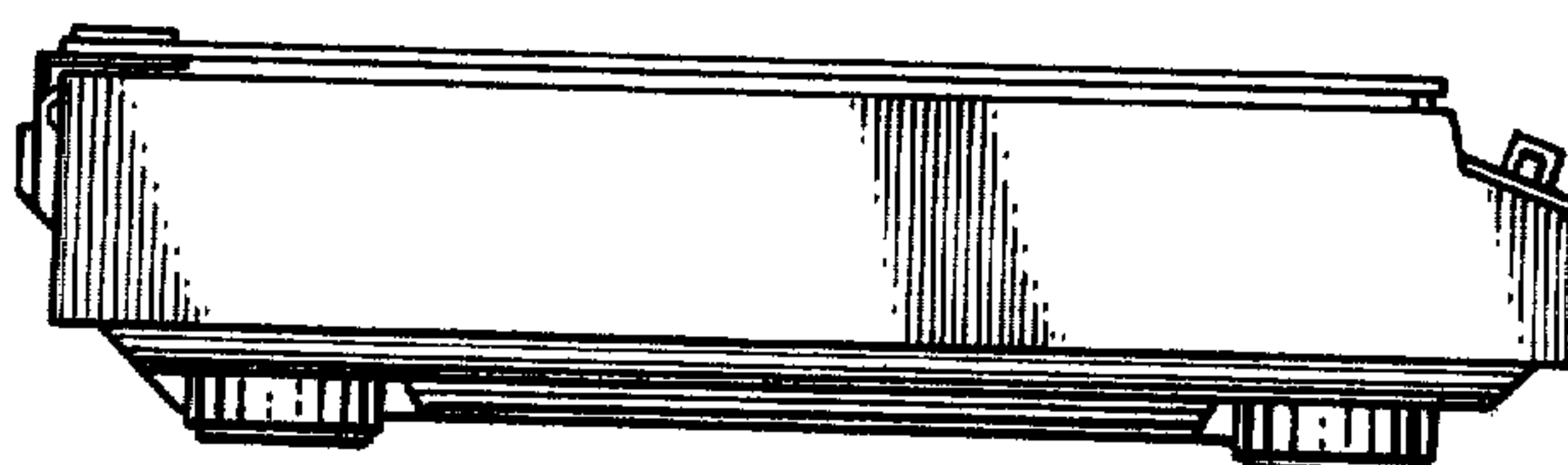


FIG. 5

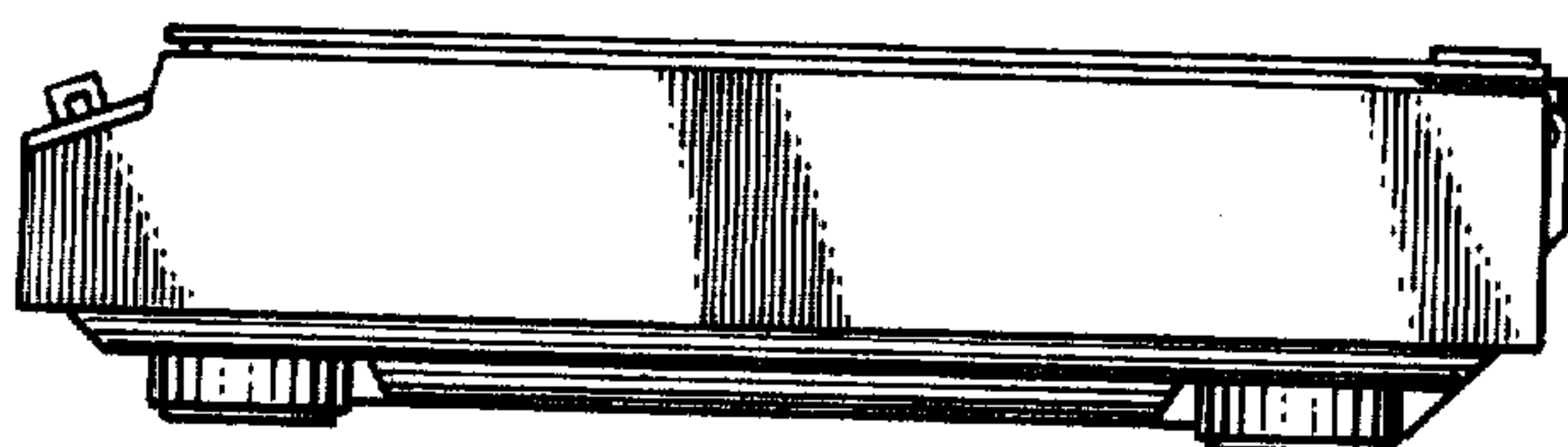


FIG. 6




FIG. 7