

[54] HANGER

[75] Inventors: Leonard Bisk, Elkins Park; Gunther Rogahn, Lansdale, both of Pa.

[73] Assignee: Independent Products Company, Inc., Lansdale, Pa.

[**] Term: 14 Years

[21] Appl. No.: 148,896

[22] Filed: May 12, 1980

[51] Int. Cl. D6-08

[52] U.S. Cl. D6/253; D6/254; D6/256

[58] Field of Search D6/113, 247-257; 211/113, 118, 119; 223/85, 87, 88, 91-96; D32/61, 65; D8/394, 395

[56] References Cited

U.S. PATENT DOCUMENTS

D. 251,345	3/1979	Bigelow et al.	D6/257
1,358,560	11/1920	Kennison	24/252 R
1,750,905	3/1930	Schilpp	223/91
2,569,371	9/1951	Cohen	24/137 A

2,782,482	2/1957	Baril et al.	24/252 R
2,877,939	3/1959	Dolnick	D6/254
3,456,262	7/1969	Coon	24/137 A
3,710,993	1/1973	Collin	223/91
3,950,829	4/1976	Cohen	223/91

FOREIGN PATENT DOCUMENTS

724710	5/1932	France	D6/256
--------	--------	--------------	--------

Primary Examiner—B. J. Bullock

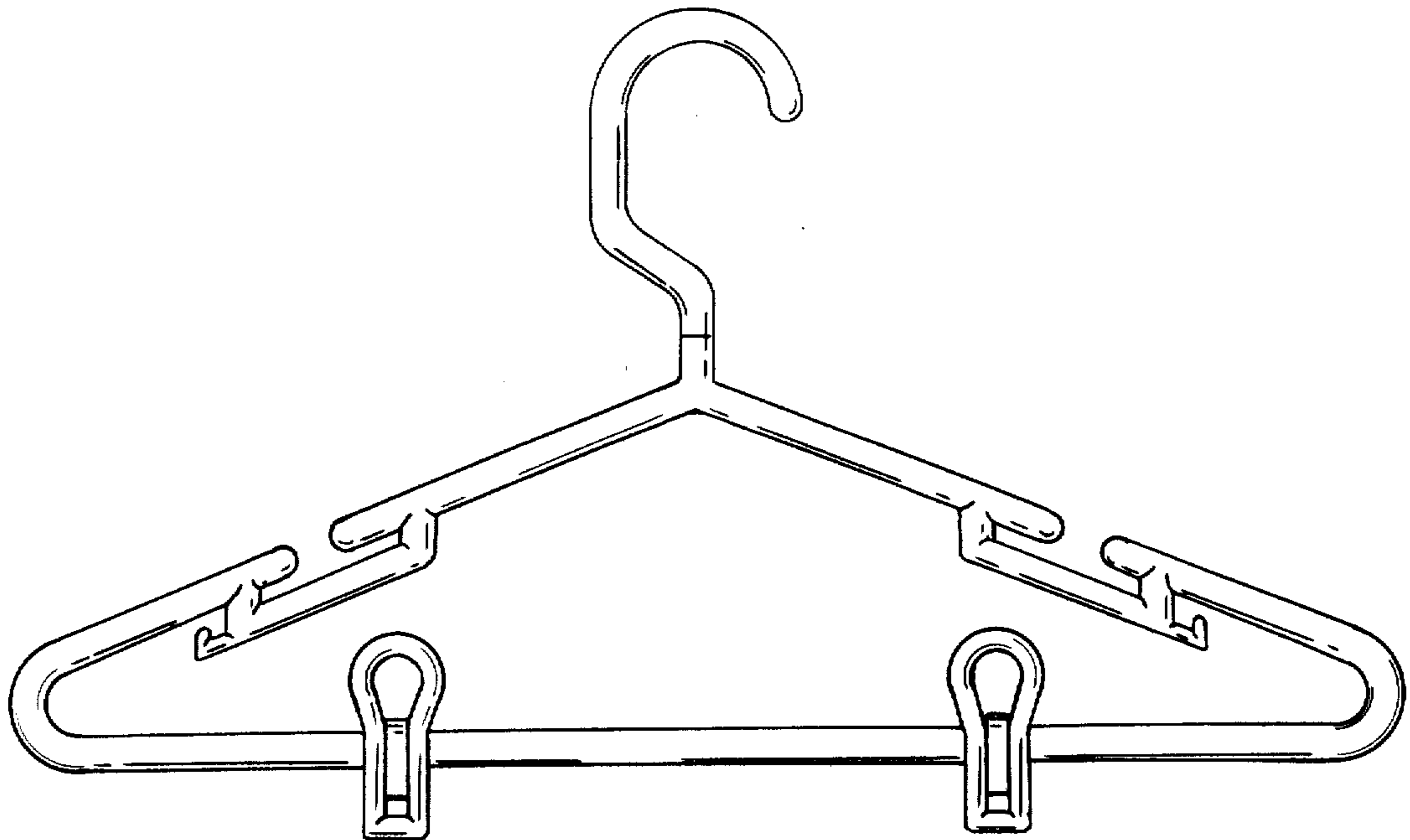
Attorney, Agent, or Firm—Caesar, Rivise, Bernstein & Cohen, Ltd.

[57] CLAIM

The ornamental design for a hanger, substantially as shown and described.

DESCRIPTION

FIG. 1 is a front elevational view of the hanger showing our new design;
 FIG. 2 is a top plan view thereof;
 FIG. 3 is a bottom plan view thereof;
 FIG. 4 is a side elevational view thereof taken from the right side as seen in FIG. 1;
 FIG. 5 is a side elevational view thereof taken from the left side as seen in FIG. 1.



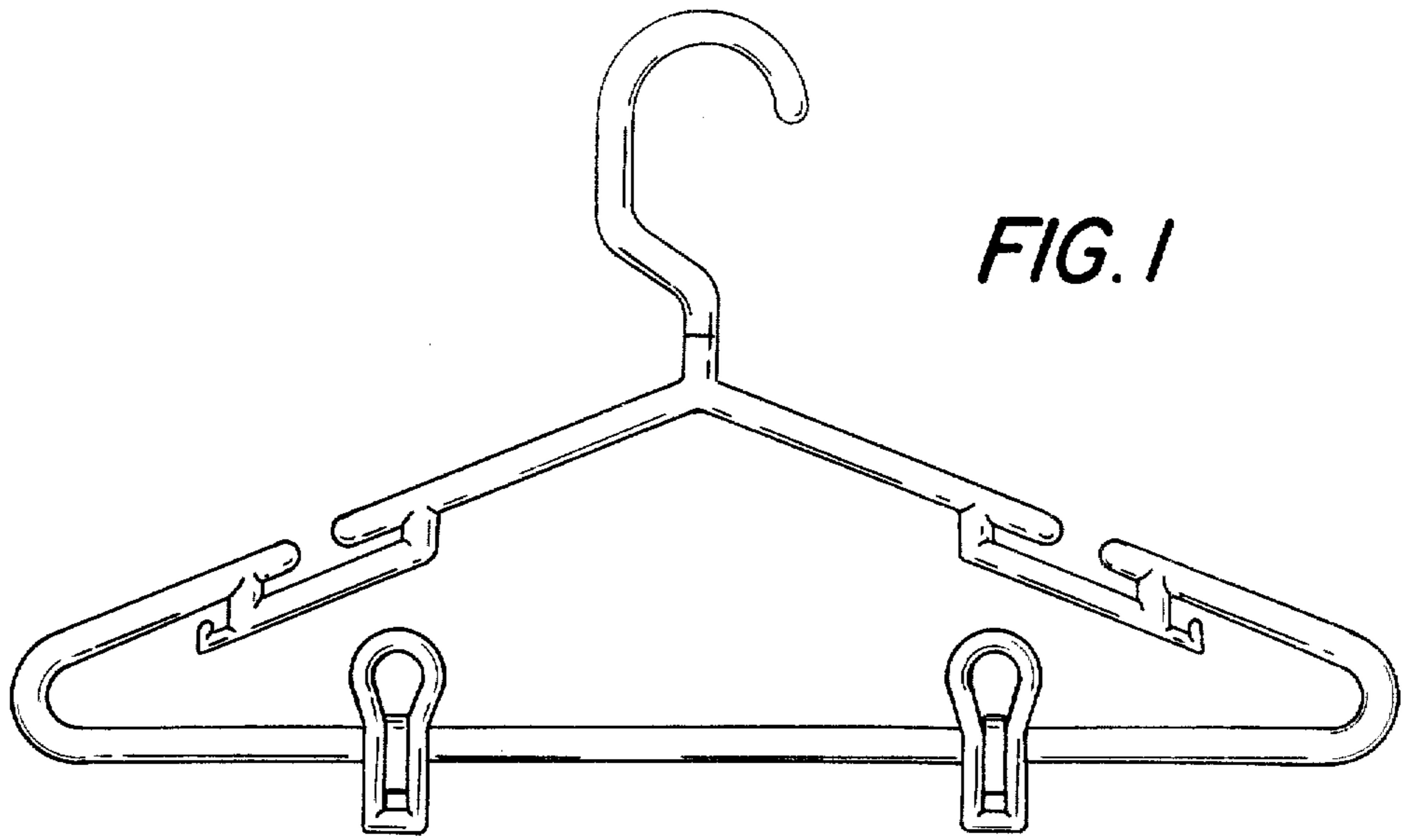


FIG. 1

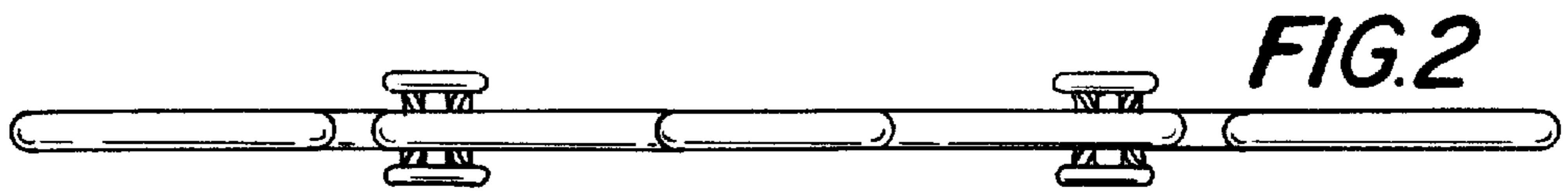


FIG. 2




FIG. 3

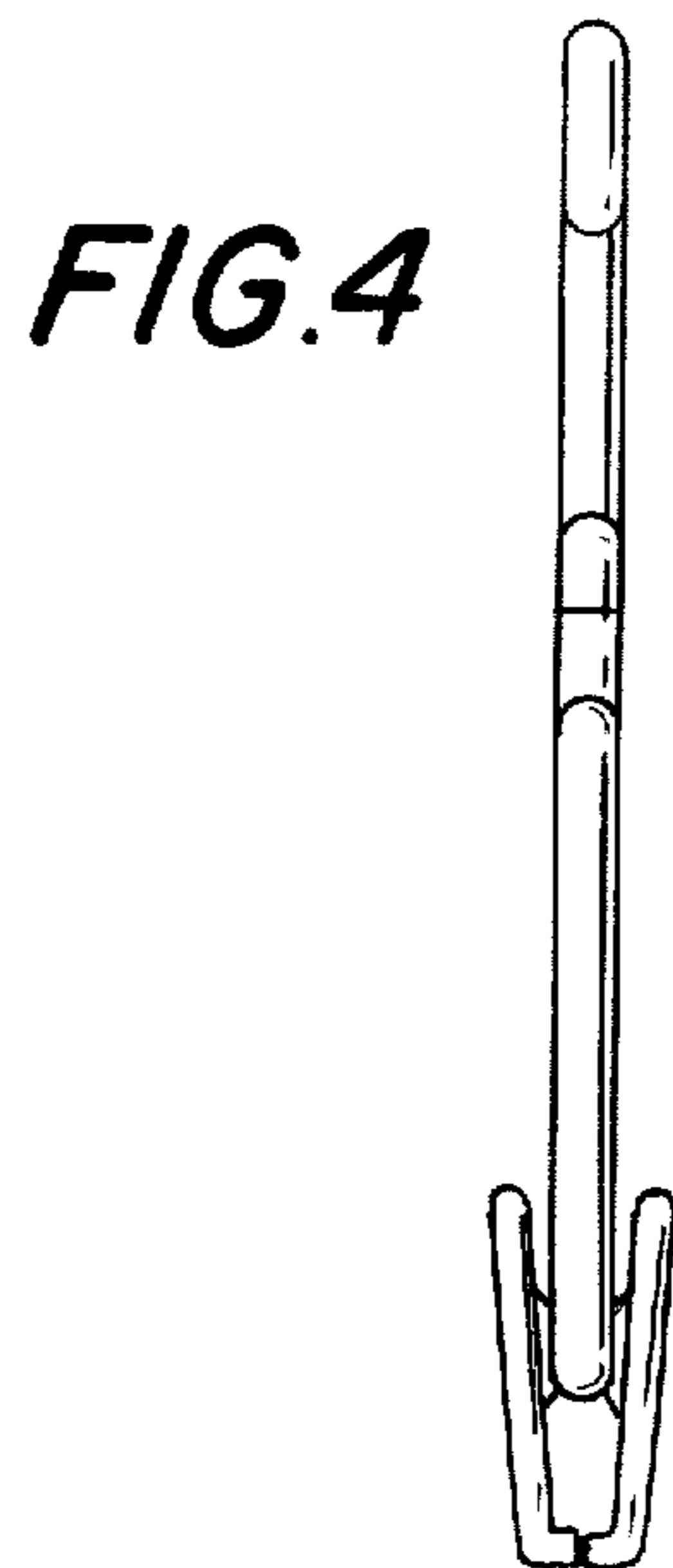


FIG. 4

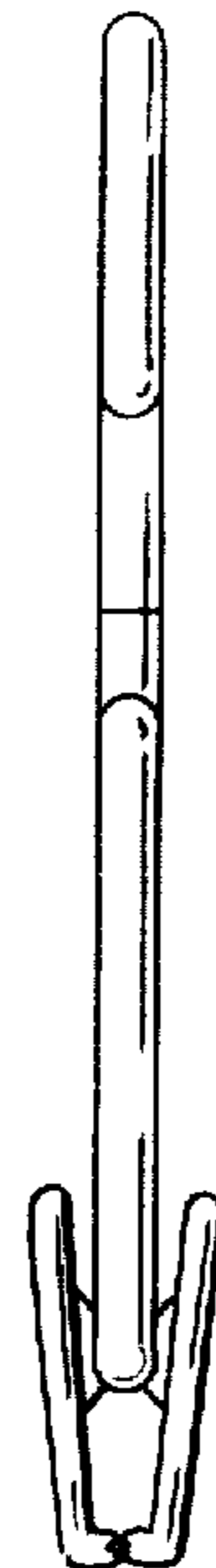


FIG. 5