

- [54] TEST TUBE RACK OR THE LIKE
- [75] Inventor: Glenn L. Beall, Gurnee, Ill.
- [73] Assignee: Abbott Laboratories, North Chicago, Ill.
- [\*\*] Term: 14 Years
- [21] Appl. No.: 147,883
- [22] Filed: May 8, 1980
- [51] Int. Cl. .... D24—02; D6—04
- [52] U.S. Cl. .... D24/32; D6/125; D6/188
- [58] Field of Search ..... D24/32; 211/72, 74; 422/101, 104; 23/915; D6/85, 151, 157, 181, 186, 188, 189, 125

- [56] References Cited
- U.S. PATENT DOCUMENTS
- D. 206,324 11/1966 Broadwin ..... D24/32

D. 251,644	4/1979	Ravn	.....	D24/32
3,480,152	11/1969	Walsh	.....	211/74
3,643,812	2/1972	Mander et al.	.....	211/74
3,778,232	12/1973	McMorrow	.....	D24/32 X
3,871,832	3/1975	LeBlanc	.....	422/104

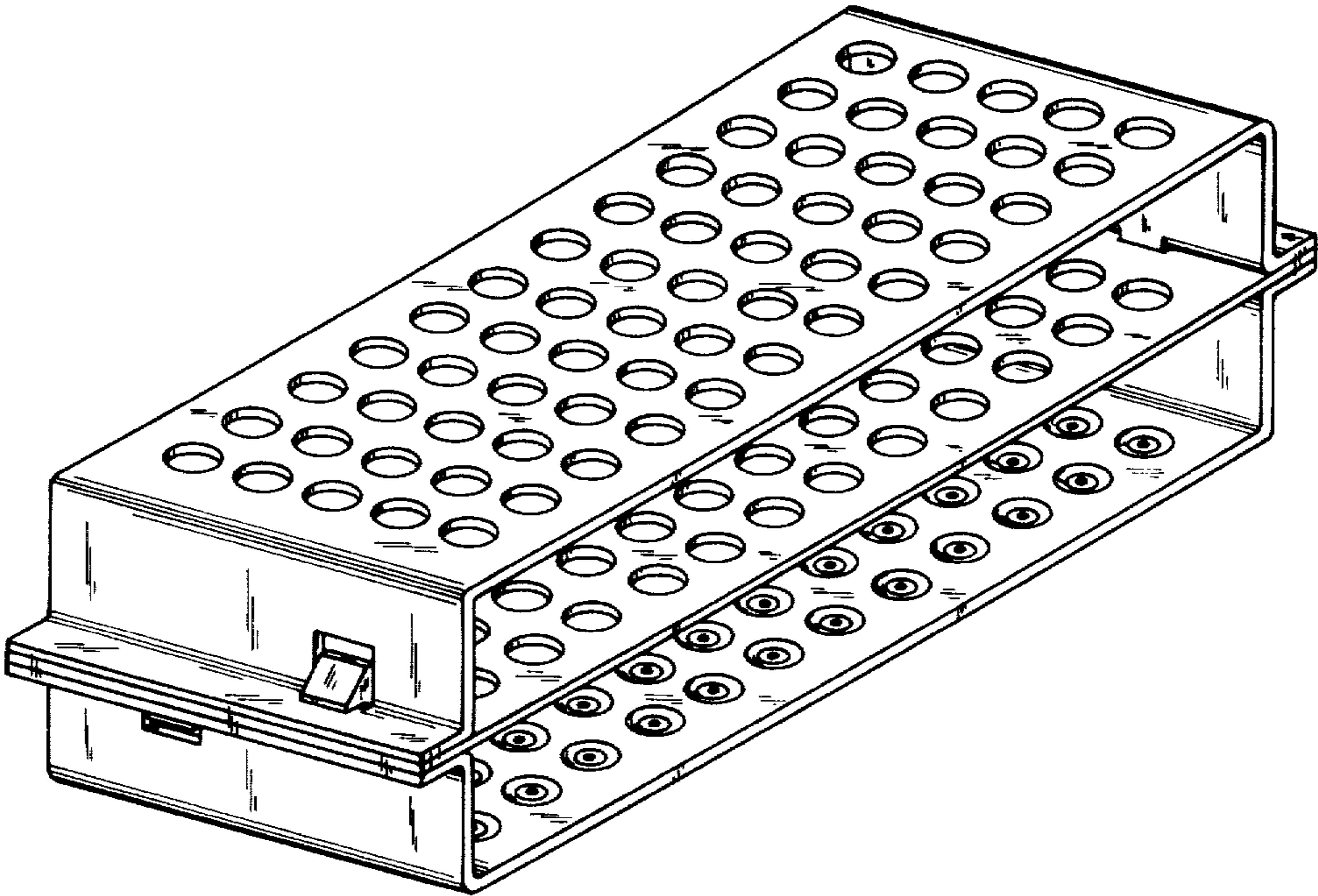
Primary Examiner—Bernard Ansher  
Attorney, Agent, or Firm—Steven M. Odre; John J. McDonnell; Robert L. Niblack

[57] CLAIM

The ornamental design for a test tube rack or the like, as shown and described.

DESCRIPTION

FIG. 1 is an isometric view of the test tube rack as viewed from the upper left;  
FIG. 2 is a front elevational view of the rack, the rear elevational view being a mirror image thereof;  
FIG. 3 is a top plan view of the rack;  
FIG. 4 is a bottom plan view of the rack; and  
FIG. 5 is an end view of FIG. 2, the opposite end being a mirror image thereof.



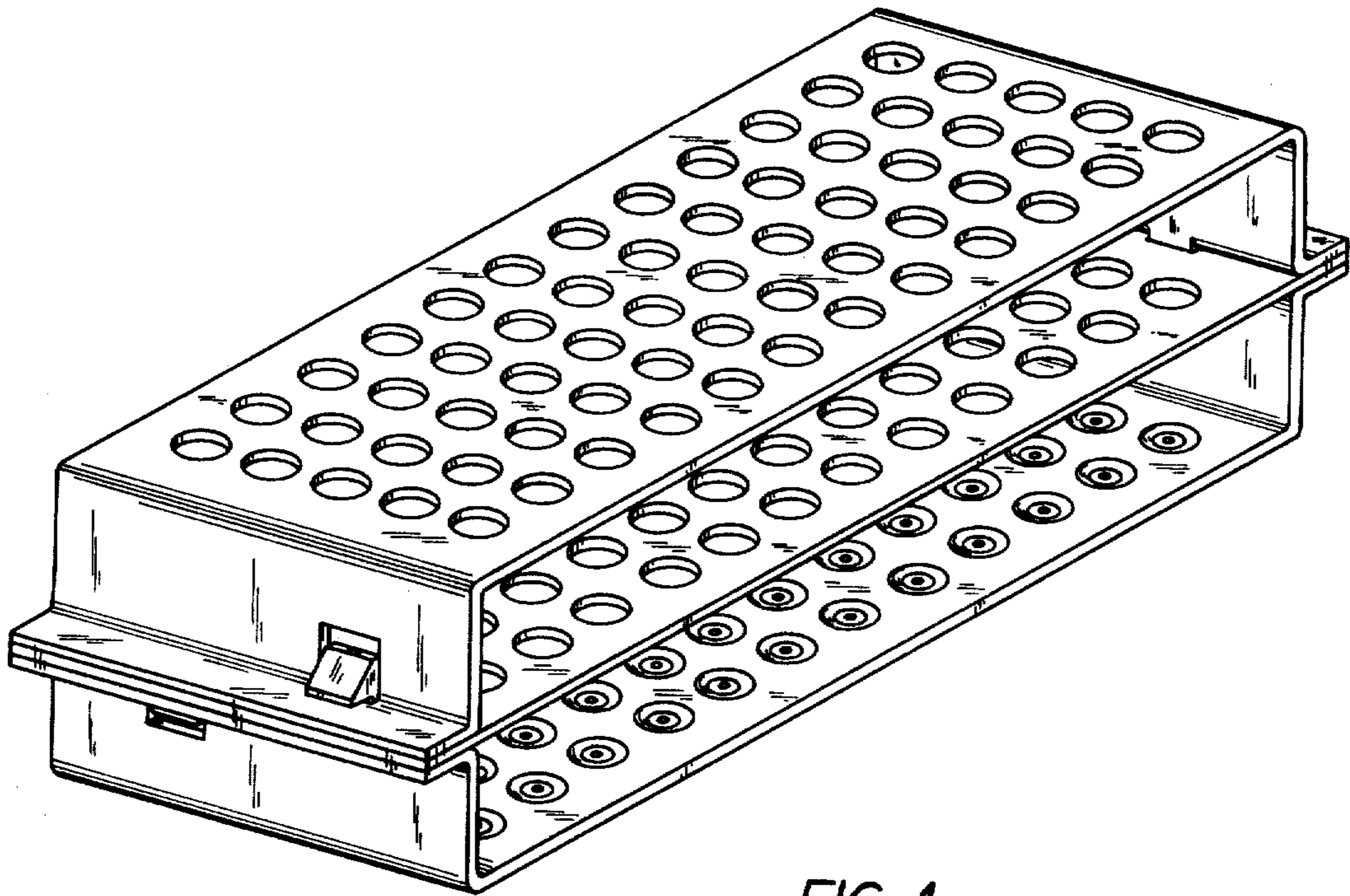


FIG. 1

FIG. 5

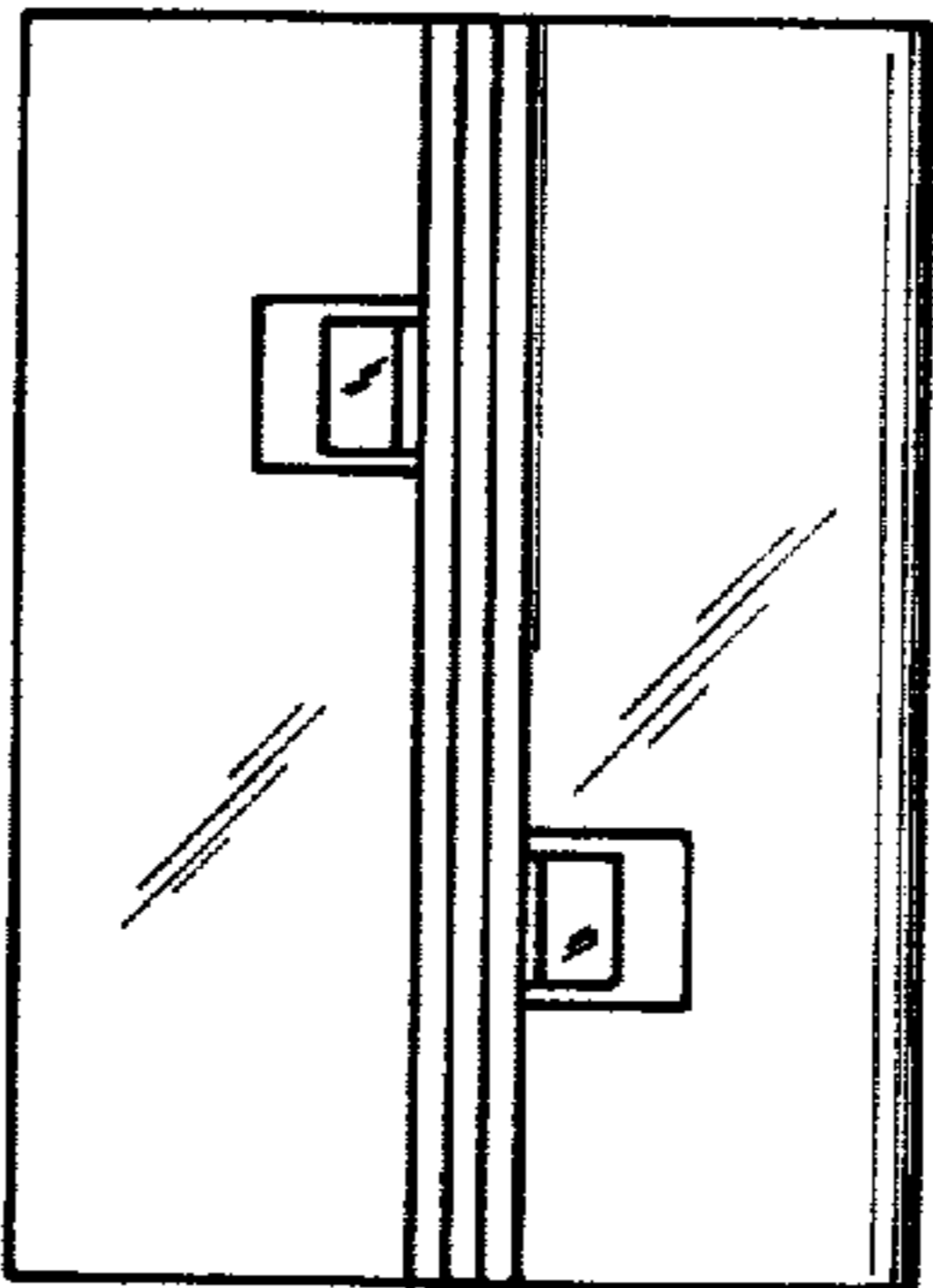


FIG. 3




FIG. 2

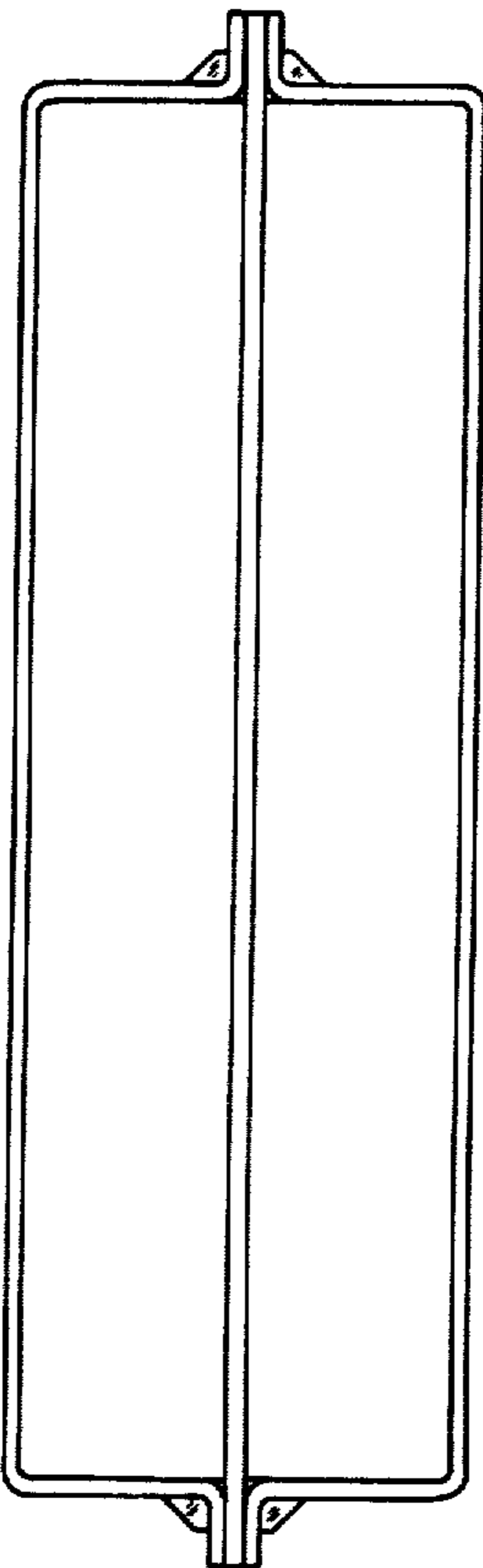


FIG. 4

