

[54] **DARTS SCORING MACHINE**

[75] **Inventor:** William J. Martin, Jr., London, England

[73] **Assignee:** Nodor Scores Limited, London, England

[**] **Term:** 14 Years

[21] **Appl. No.:** 114,682

[22] **Filed:** Jan. 23, 1980

[30] **Foreign Application Priority Data**

Jul. 27, 1979 [GB] United Kingdom 990952

[51] **Int. Cl.** **D10—99**

[52] **U.S. Cl.** **D10/46.1; D21/13**

[58] **Field of Search** **D21/13; D10/46.1;**
D18/6, 7; 273/DIG. 28, 1 E, 1 ES, 237, 85 G,
85 R, 138 A, 148 R; 235/1 B, 92 GA; 364/410;
340/323 R

[56]

References Cited

U.S. PATENT DOCUMENTS

4,003,579 1/1977 Miscavage 273/148 R
4,108,442 8/1978 Bynam 273/237
4,130,871 12/1978 Olsen 273/148 R

FOREIGN PATENT DOCUMENTS

1563601 3/1980 United Kingdom 273/1 ES

Primary Examiner—Melvin B. Feifer
Attorney, Agent, or Firm—Michael W. York

[57]

CLAIM

The ornamental design for a darts scoring machine, substantially as shown and described.

DESCRIPTION

FIG. 1 is a front elevational view of a darts scoring machine showing my new design, the rear view being substantially plain;

FIG. 2 is an elevational view of one side of my darts scoring machine, the other side being substantially a mirror image of the one side shown;

FIG. 3 is a top plan view of my darts scoring machine; and

FIG. 4 is a bottom plan view of my darts scoring machine.

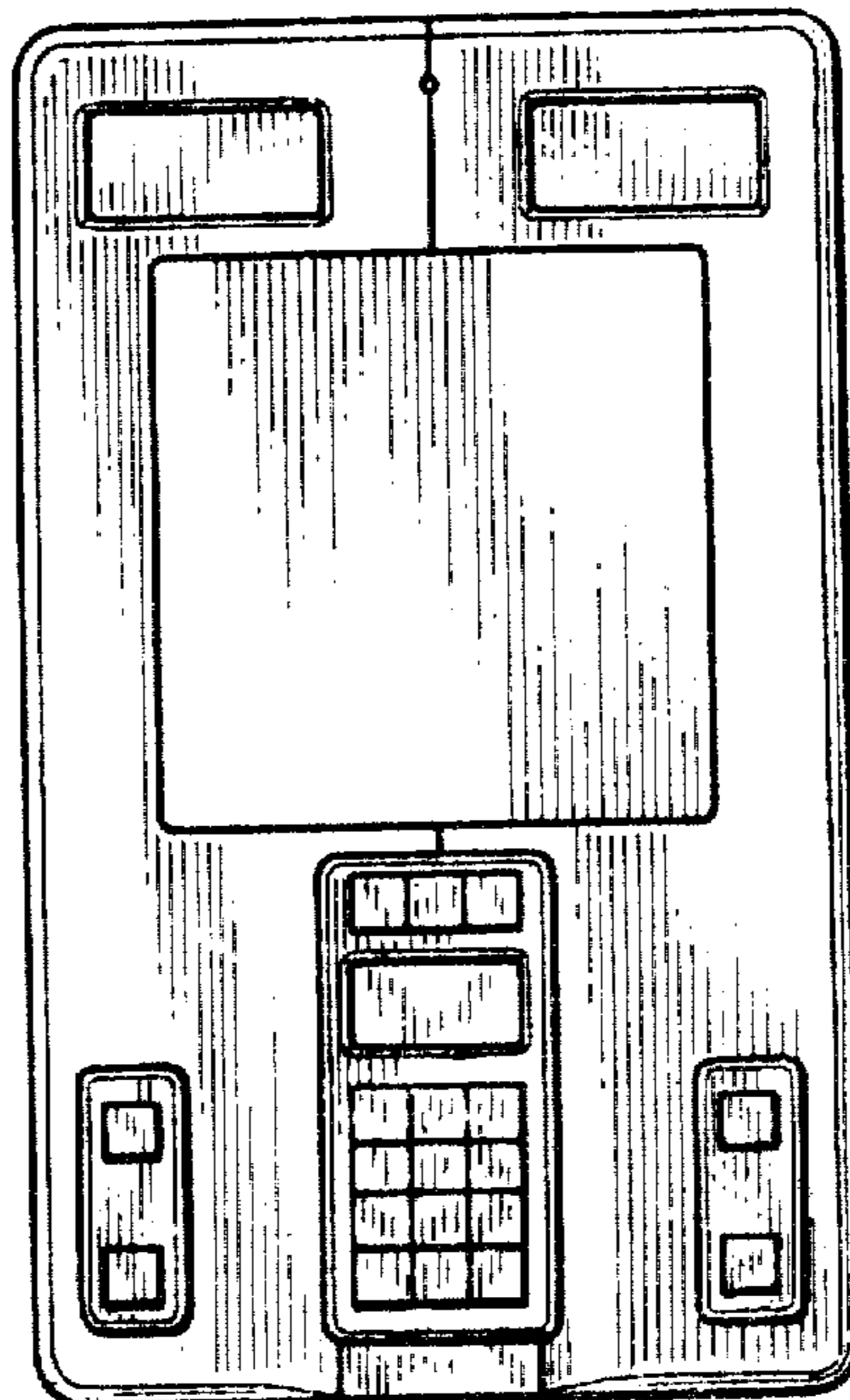


FIG.1.

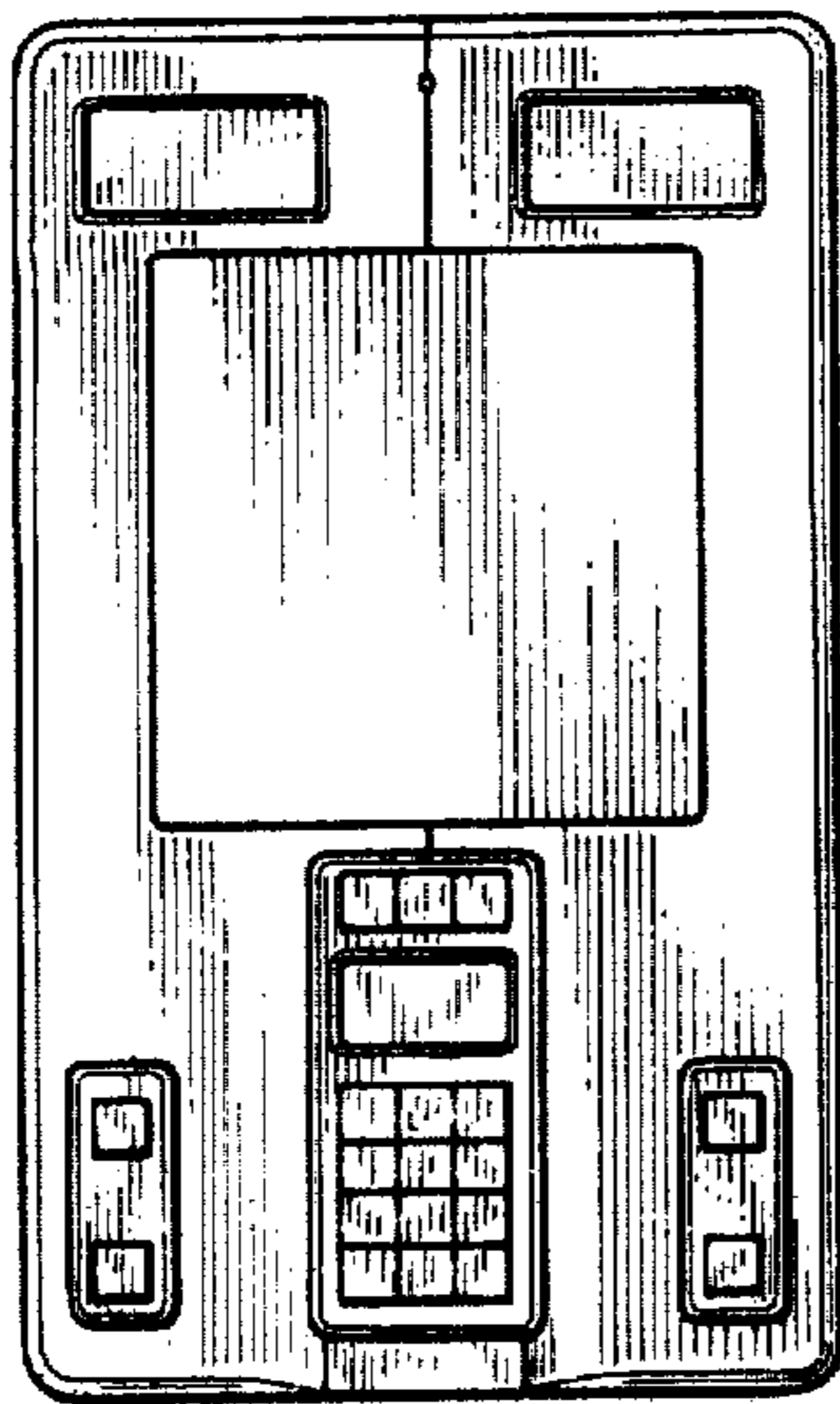


FIG.2.




FIG.3.



FIG.4.

