

[54] WATCH

[75] Inventor: Kaoru Iida, Suwa, Japan

[73] Assignee: Kabushiki Kaisha Suwa Seikosha, Tokyo, Japan

[\*\*] Term: 7 Years

[21] Appl. No.: 167,264

[22] Filed: Jul. 10, 1980

[30] Foreign Application Priority Data

Jan. 10, 1980 [JP] Japan ..... 55-284

[51] Int. Cl. .... D10-02

[52] U.S. Cl. .... D10/38

[58] Field of Search ..... D10/1, 2, 15, 30-39, D10/122-126; 368/80-82, 240-242, 276, 285

[56] References Cited

U.S. PATENT DOCUMENTS

- D. 256,677 9/1980 Muramatsu ..... D10/39
- D. 259,107 5/1981 Fukumura ..... D10/38
- D. 261,113 10/1981 Fukumura ..... D10/39
- 4,257,115 3/1981 Hatuse ..... 368/82

FOREIGN PATENT DOCUMENTS

55-78286 6/1980 Japan ..... 368/82

OTHER PUBLICATIONS

European Jeweler-, 6/76-p. 27-watch at center-"Sicura".

Jeweler's Circular-Keystone-2/79-p. 66-watch at top.

Jeweler's Circular-Keystone-3/79-p. 66-watch at left.

Primary Examiner--Nelson C. Holtje

[57] CLAIM

The ornamental design for a watch, as shown and described.

DESCRIPTION

FIG. 1 is a top plan view of a watchcase showing my new design;

FIG. 2 is a front elevational view thereof;

FIG. 3 is a left side elevational view thereof;

FIG. 4 is a right side elevational view thereof;

FIG. 5 is a rear elevational view thereof;

FIG. 6 is a bottom plan view thereof;

FIG. 7 is a front elevational view thereof with the digital display in an energized condition.




FIG. 1



FIG. 4




FIG. 2

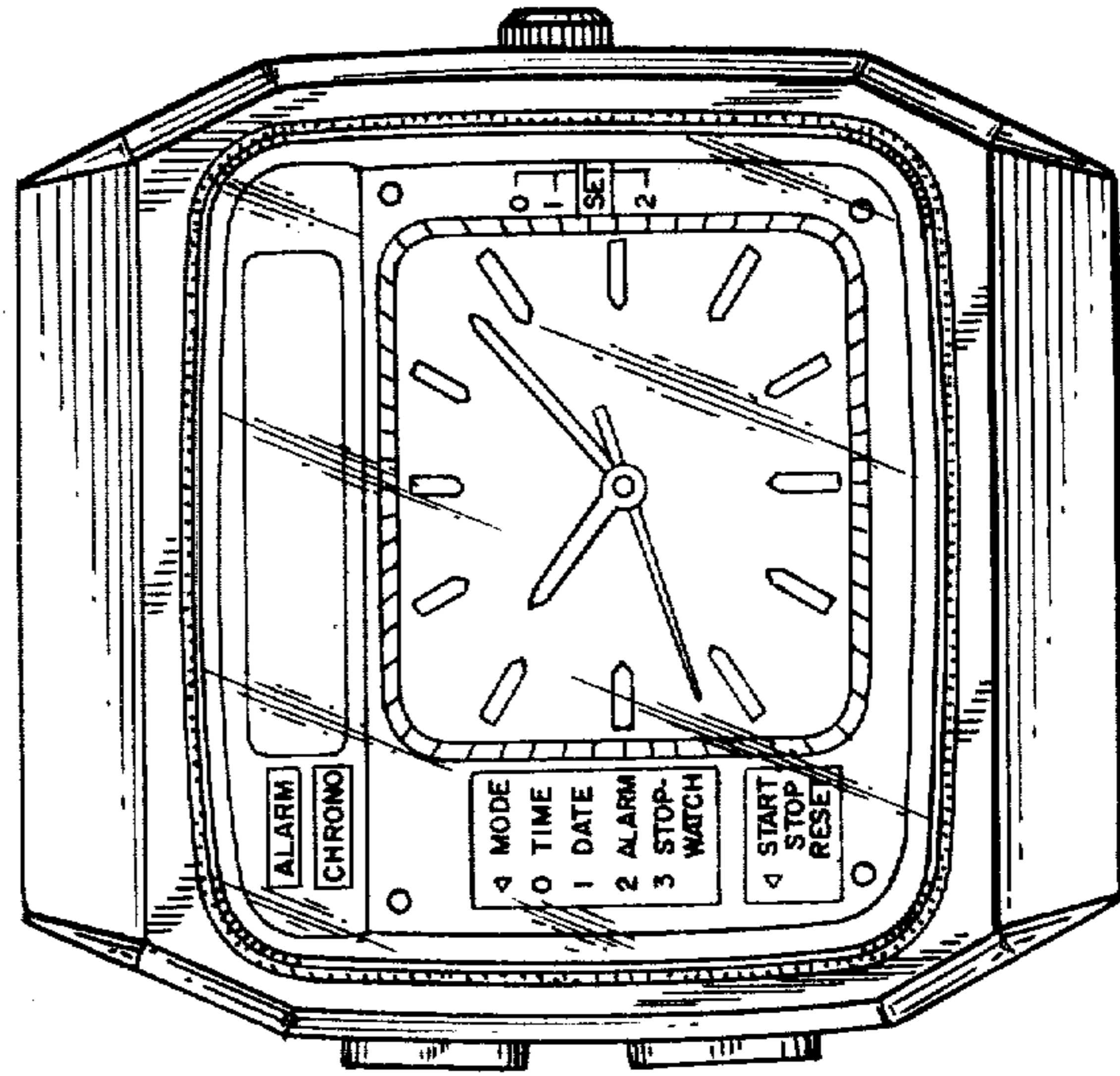


FIG. 3




FIG. 7

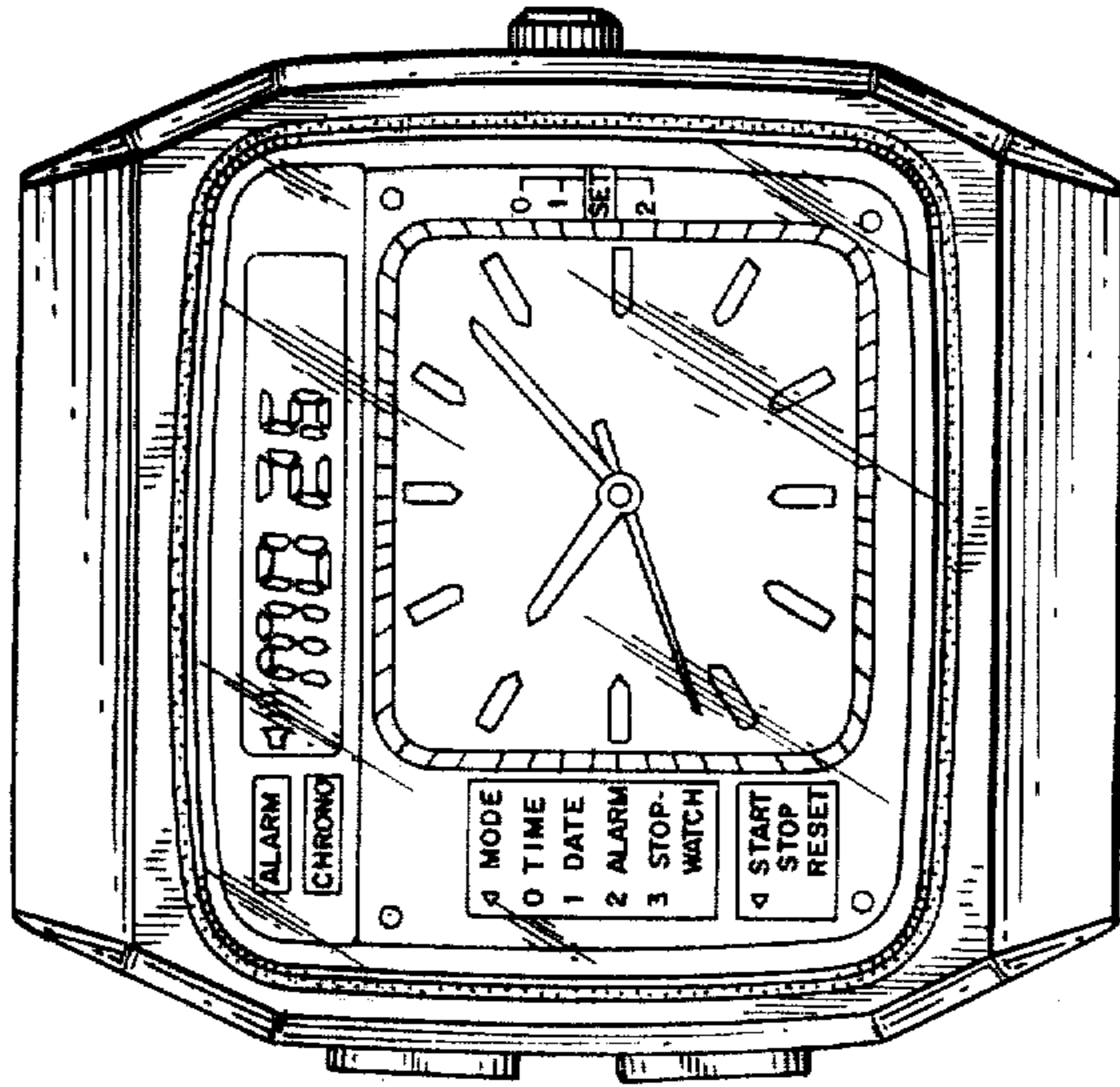


FIG. 5

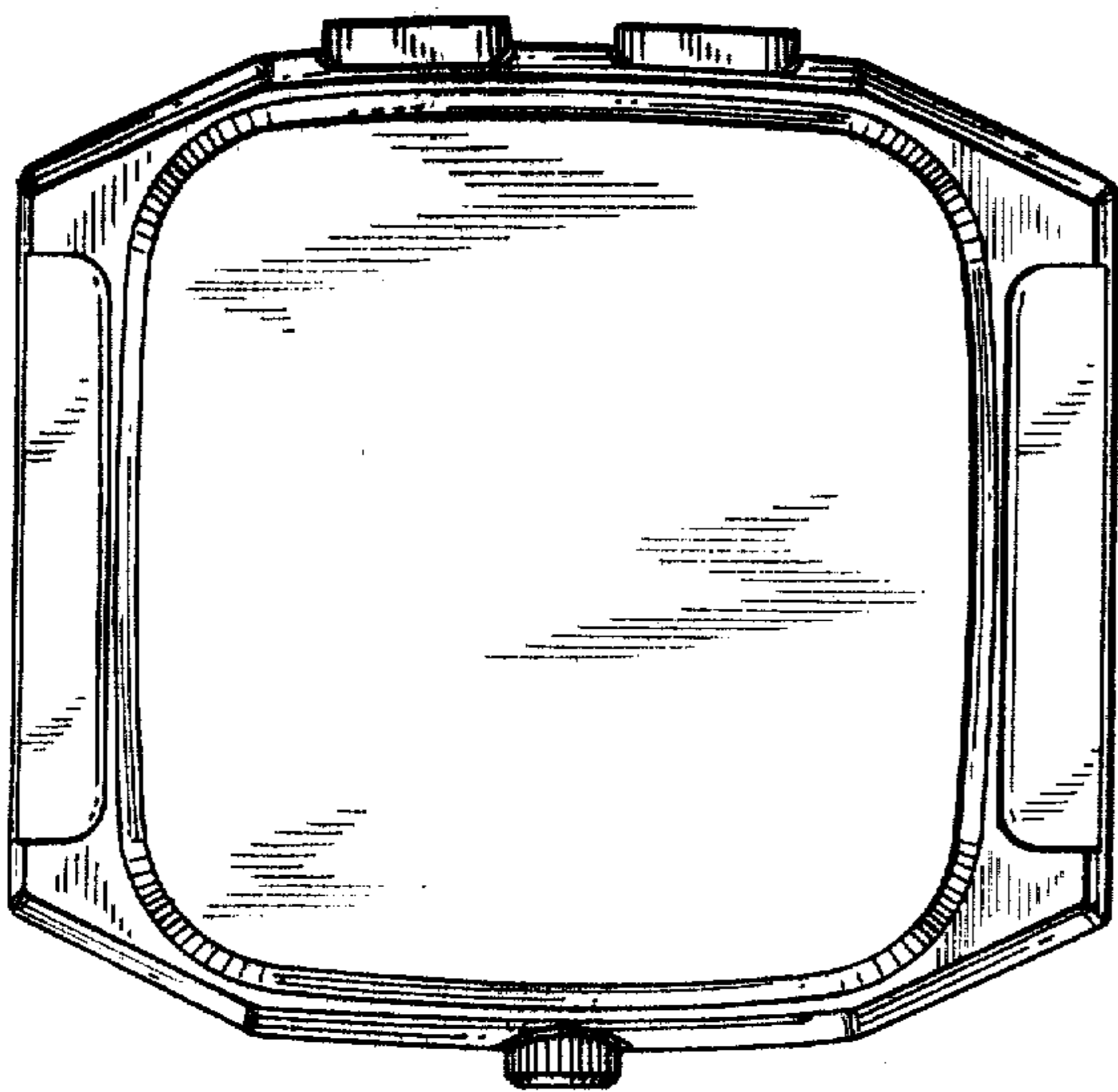


FIG. 6

