

[54] POT OR PAN RESTRAINT WITH SLOTTED BASE FOR ENGAGING RADIAL BARS OF RECREATION VEHICLE STOVE TOP GRATING

[76] Inventor: Dominic J. DiFede, 2431 Tartarian Way, Union City, Calif. 94587

[\*\*] Term: 14 Years

[21] Appl. No.: 138,157

[22] Filed: Apr. 7, 1980

[51] Int. Cl. .... D7-99

[52] U.S. Cl. .... D7/136

[58] Field of Search ..... D7/129, 136, 45; D6/85, D6/93; 248/310, 311-312; 126/42, 50, 24, 211, 215, 218; 220/85 H

[56] References Cited

U.S. PATENT DOCUMENTS

1,742,069	12/1929	Greenwald et al. ....	248/310 X
3,198,189	8/1965	Oatley .....	126/211 X
3,515,116	6/1970	Finnstrand .....	126/211 X
3,583,384	6/1971	Ranisate .....	126/24
3,960,134	6/1976	Scott .....	126/24
4,108,140	8/1978	Wolze .....	126/24
4,203,416	5/1980	Simpson et al. ....	126/212

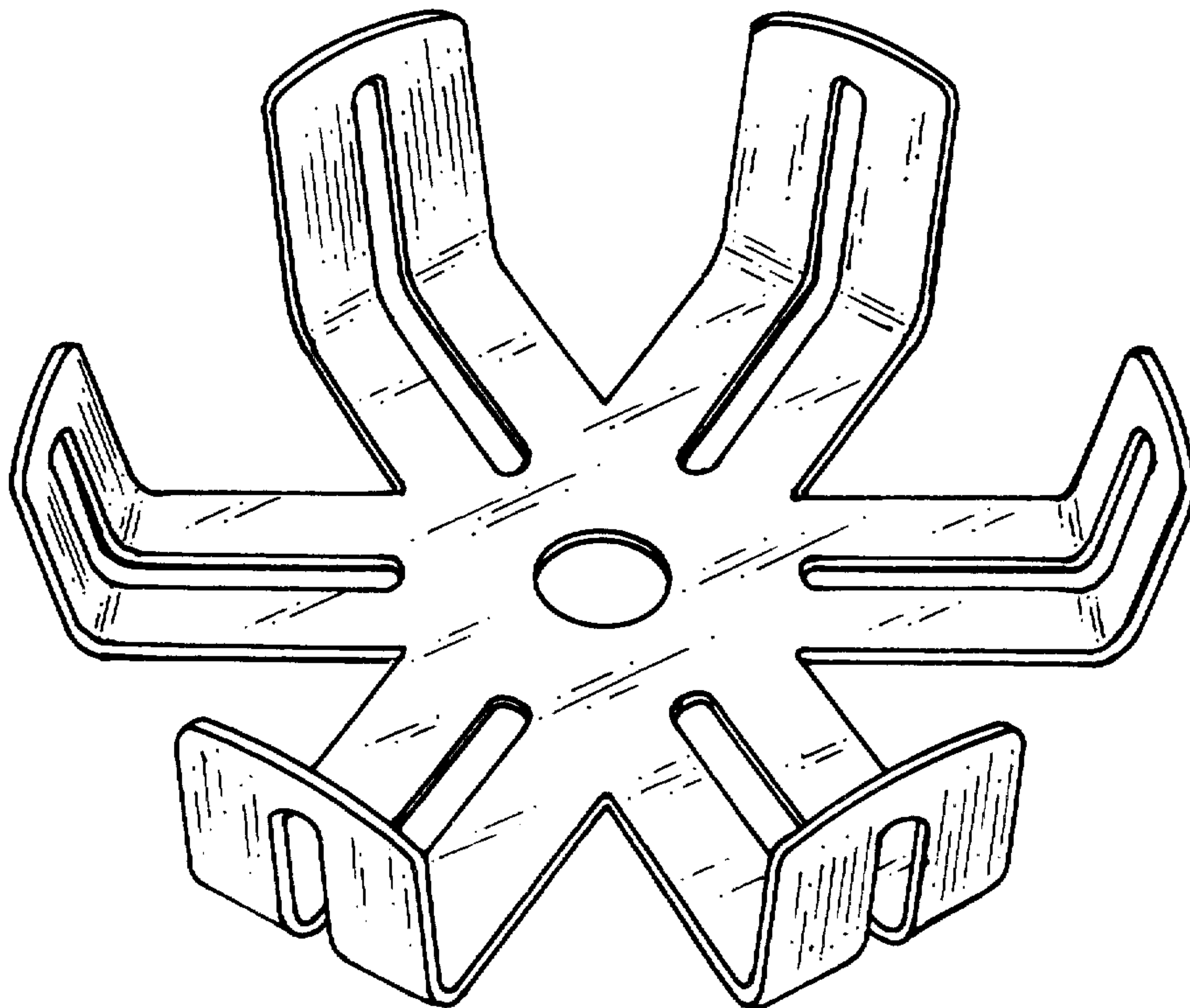
Primary Examiner—Catherine E. Kemper  
Attorney, Agent, or Firm—Linval B. Castle

[57] CLAIM

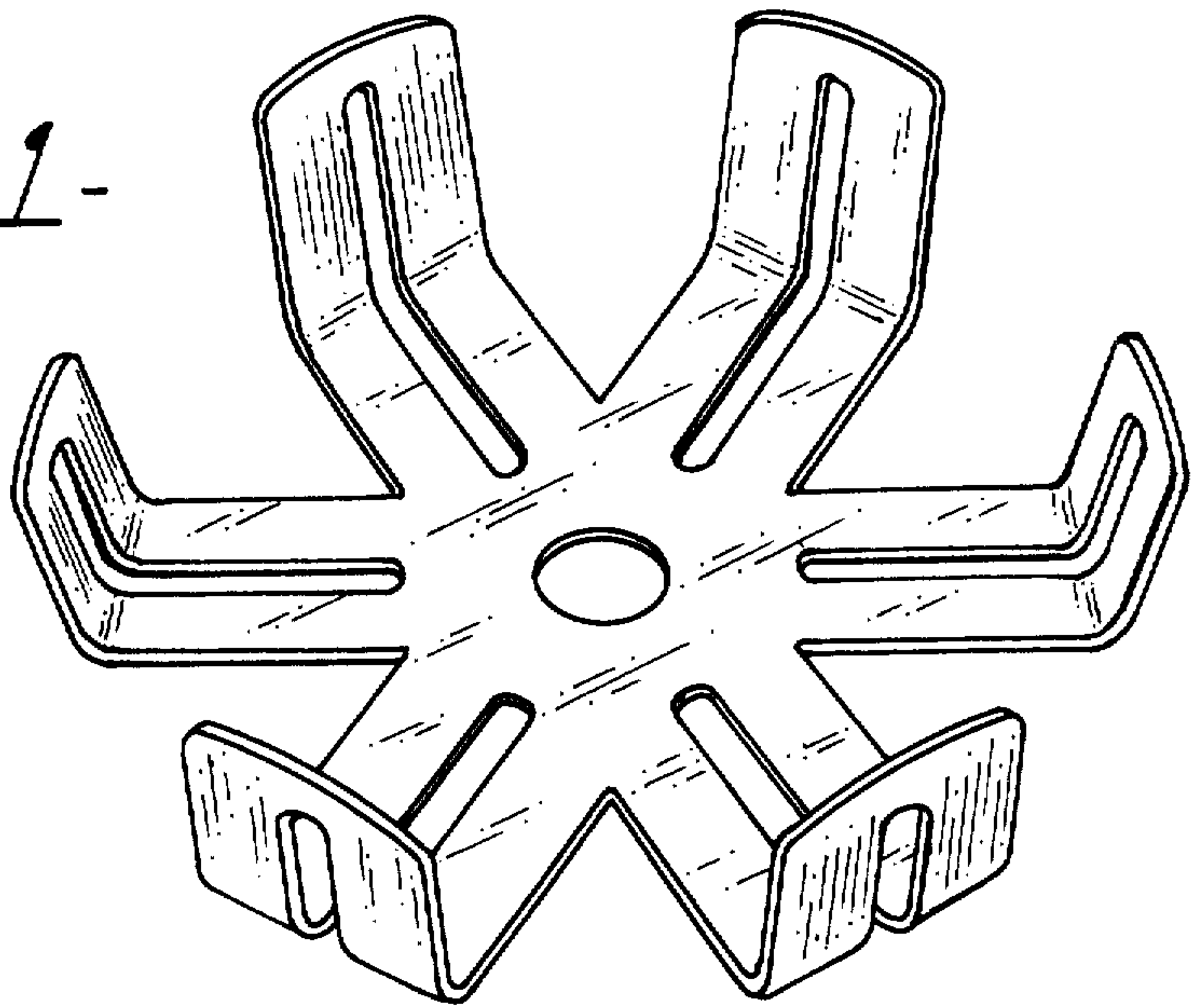
The ornamental design for a pot or pan restraint with slotted base for engaging radial bars of recreation vehicle stove top grating, as shown.

DESCRIPTION


FIG. 1 is a perspective view of the pot or pan restraint; FIG. 2 is a bottom plan view of the restraint of FIG. 1; and FIG. 3 is a side elevation view of the restraint of FIG. 1.



*FIG. 1-*



*FIG. 2.*



*FIG. 3.*

