

[54] **COMBINED CUP DISPENSER AND STRAW HOLDER**

[75] Inventor: **Jonathan Cooper**, Clarke County, Ga.

[73] Assignee: **Royston Manufacturing Corporation**, Royston, Ga.

[\*\*] Term: **14 Years**

[21] Appl. No.: **153,432**

[22] Filed: **May 27, 1980**

[51] Int. Cl. .... **D9-99; D7-06**

[52] U.S. Cl. .... **D6/157; D6/115; D6/188; D7/71; D7/75**

[58] **Field of Search** ..... **D6/85, 86, 115, 25, D6/156, 186, 188; D7/71, 75; 211/49 D, 60 R; 221/92, 97, 124, 130, 131, 282**

[56] **References Cited**

**U.S. PATENT DOCUMENTS**

- D. 93,893 11/1934 Saunders ..... D7/75
- D. 226,780 4/1973 Thompson ..... D6/115
- D. 233,120 10/1974 Dawson ..... D6/115

- D. 245,048 7/1977 Pool ..... D6/25
- D. 245,549 8/1977 Brown ..... D6/25

**FOREIGN PATENT DOCUMENTS**

- 451802 5/1968 Switzerland ..... D7/71


*Primary Examiner*—B. J. Bullock  
*Attorney, Agent, or Firm*—Howson and Howson

[57] **CLAIM**

The ornamental design for a combined cup dispenser and straw holder, as shown and described.

**DESCRIPTION**

FIG. 1 is an oblique perspective view of a combined cup dispenser and straw holder embodying my new design;  
 FIG. 2 is a front elevation thereof;  
 FIG. 3 is a rear elevation thereof;  
 FIG. 4 is a side elevation thereof taken from the right of FIG. 2;  
 FIG. 5 is a side elevation thereof taken from the left of FIG. 2;  
 FIG. 6 is a top plan view thereof; and  
 FIG. 7 is a bottom plan view thereof.



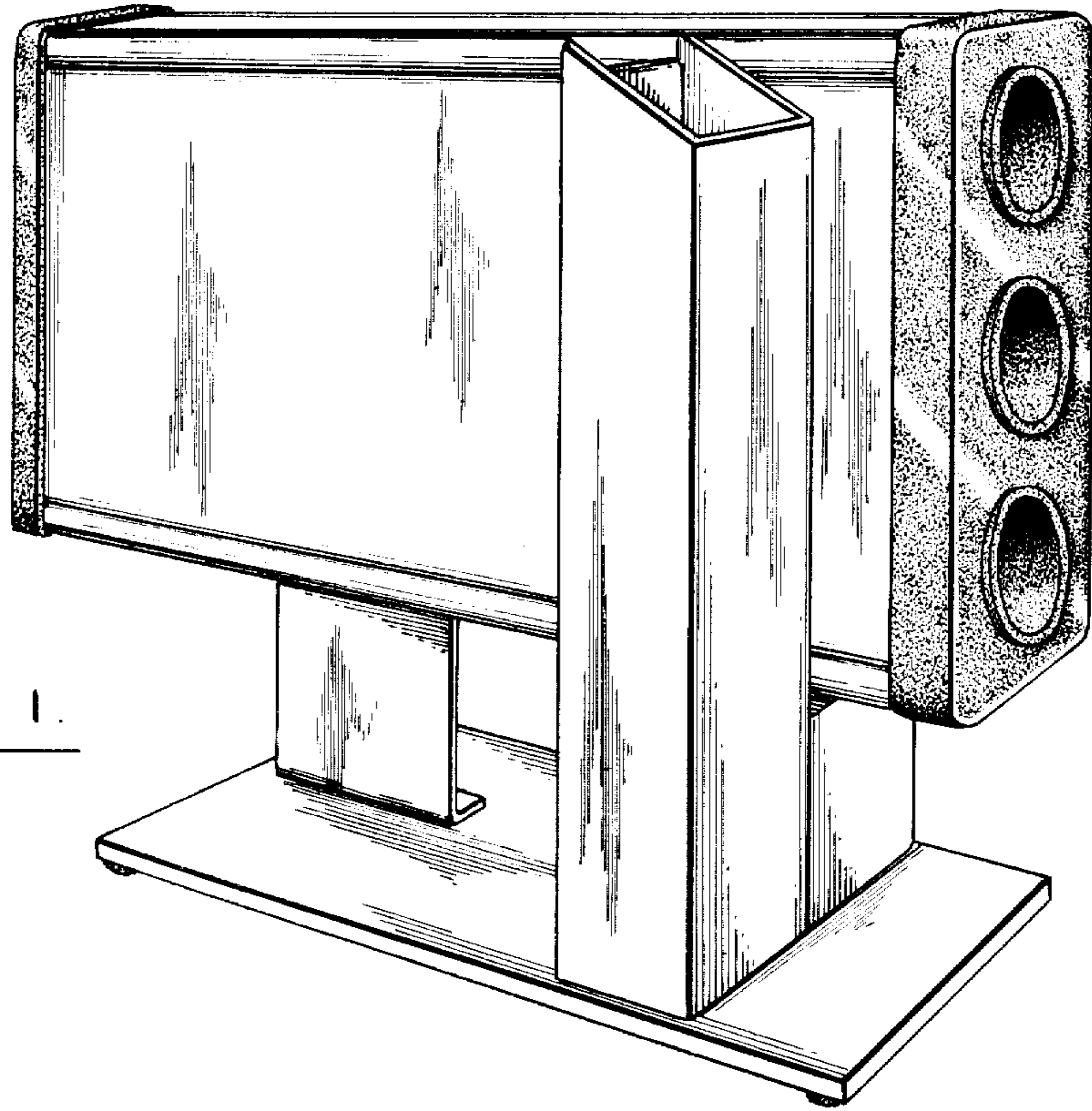


FIG. 1.

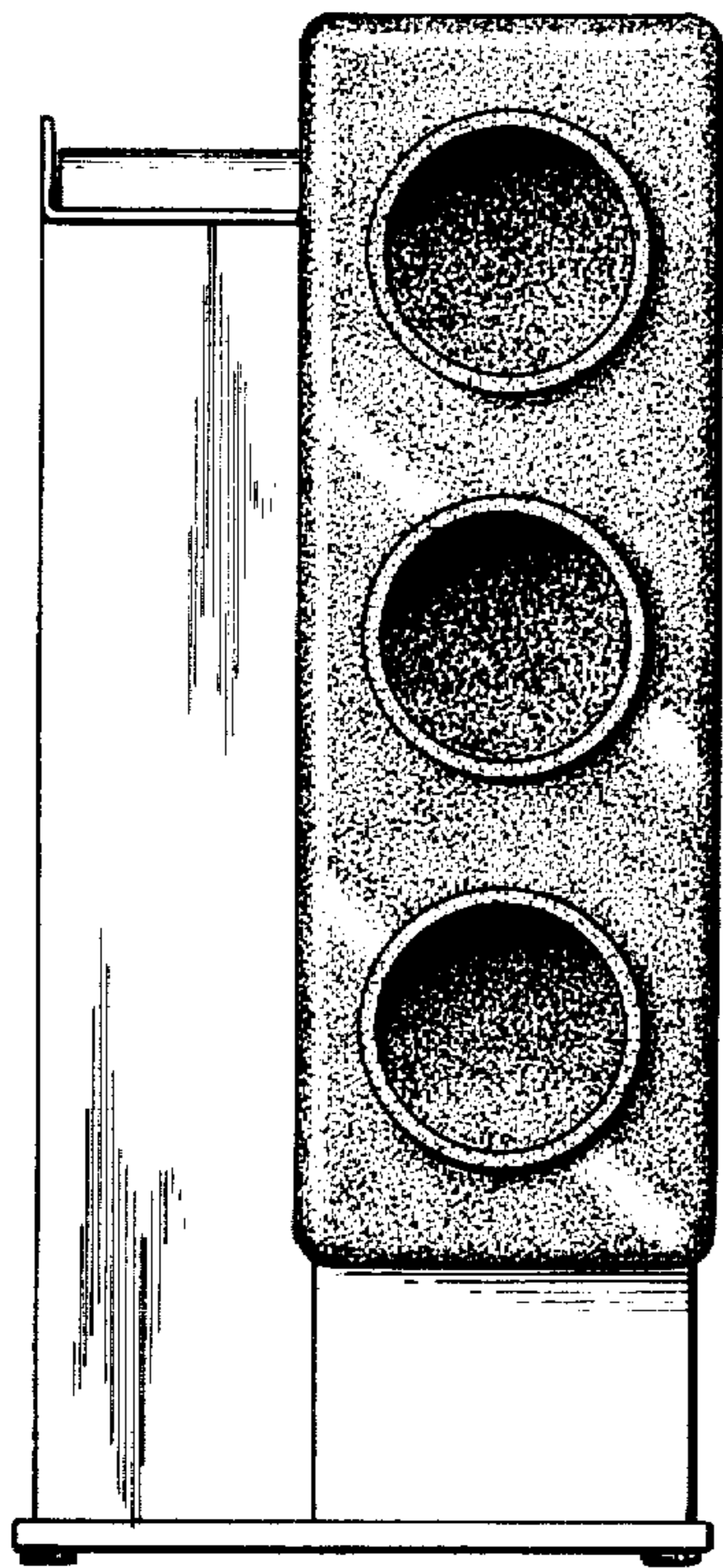


FIG. 2.

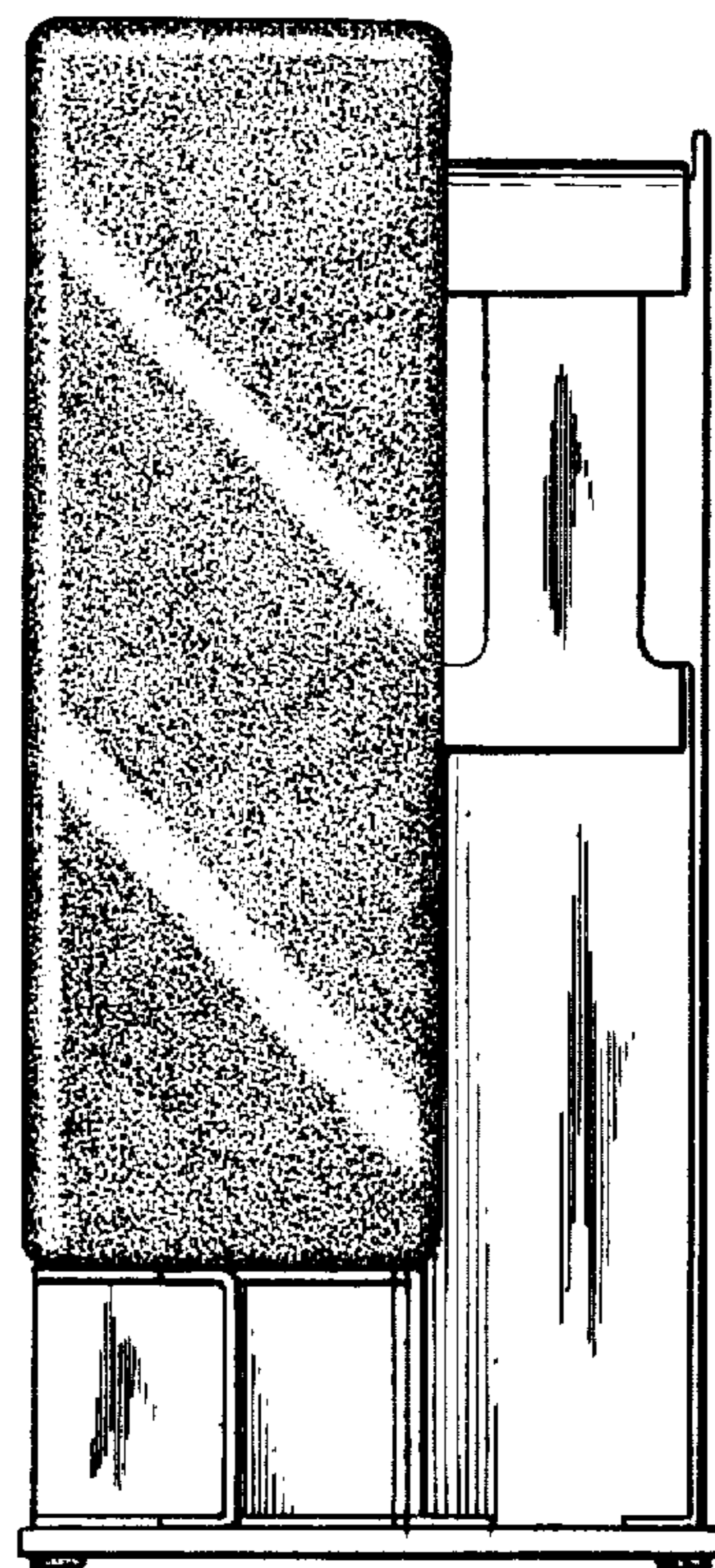


FIG. 3.

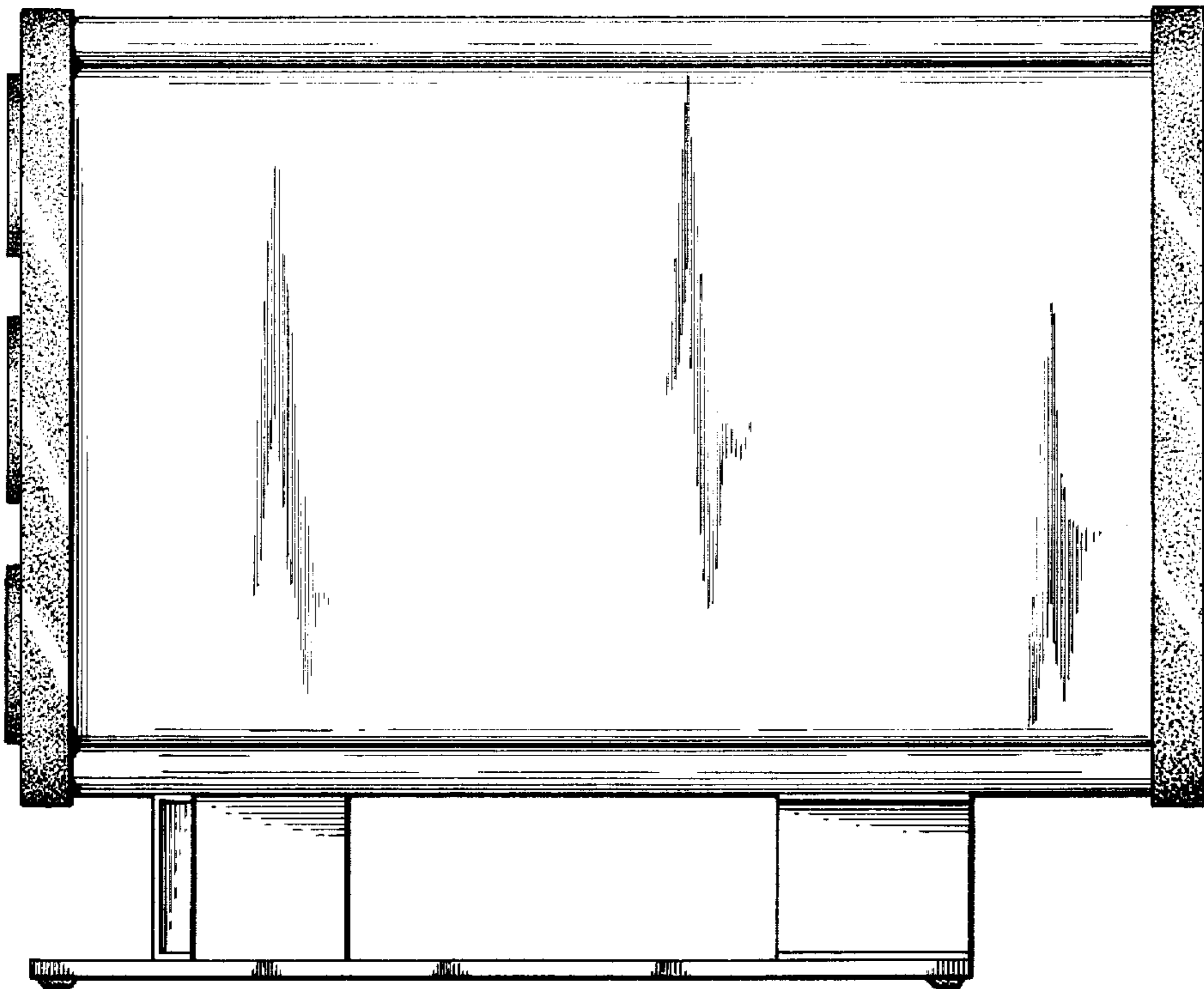


FIG. 4.




FIG. 5.




FIG. 6.




FIG. 7.