

[54] COMBINED DISPLAY AND STORAGE UNIT FOR A MODEL TRAIN

3,220,543 11/1965 McCord et al. 206/45.34
3,608,705 9/1971 Moshel 206/45.34
3,853,741 12/1974 Klupt 206/45.31

[76] Inventor: Ollie N. Franklin, Rte. 1, Box 265A, Anderson, Mo. 64831

[**] Term: 14 Years

[21] Appl. No.: 108,678

[22] Filed: Dec. 28, 1979

[51] Int. Cl. D06-04

[52] U.S. Cl. D6/127; D6/172

[58] Field of Search D6/1, 85, 114, 127, D6/167, 168, 172, 157; 206/45.14, 45.19, 45.31, 45.34; D21/129; 46/11, 32; D9/415

[56] References Cited

U.S. PATENT DOCUMENTS

2,218,901 10/1940 Addis et al. 206/45.19
2,958,087 11/1960 Obeck 206/45.34

Primary Examiner—Bruce W. Dunkins
Assistant Examiner—Carmen H. Vales
Attorney, Agent, or Firm—Bill D. McCarthy

[57] CLAIM

The ornamental design for a combined display and storage unit for a model train, as shown and described.

DESCRIPTION

FIG. 1 is a front elevational view of a combined display and storage unit for a model train showing my new design, the broken line showing of a train is for illustrative purposes only;


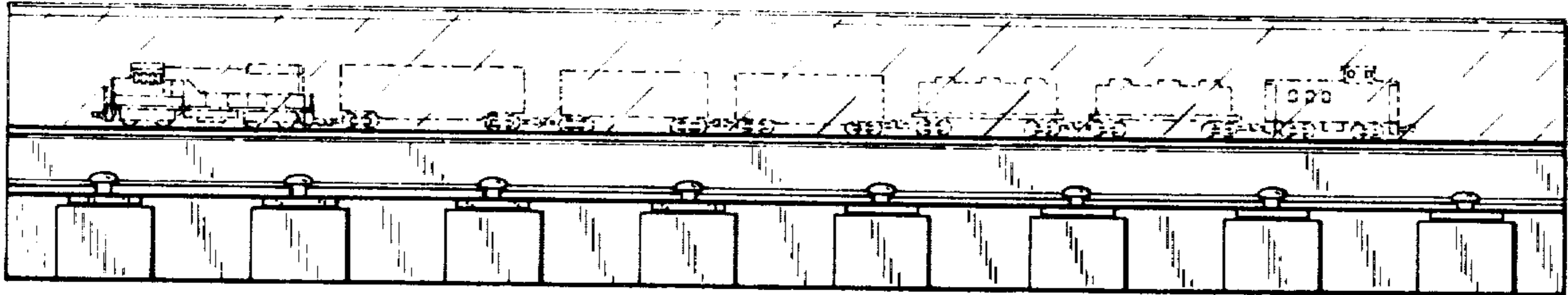
FIG. 2 is a rear elevational view thereof;

FIG. 3 is a top plan view thereof;

FIG. 4 is a left end elevational view thereof;

FIG. 5 is a right end elevational view thereof; and

FIG. 6 is a bottom plan view thereof.



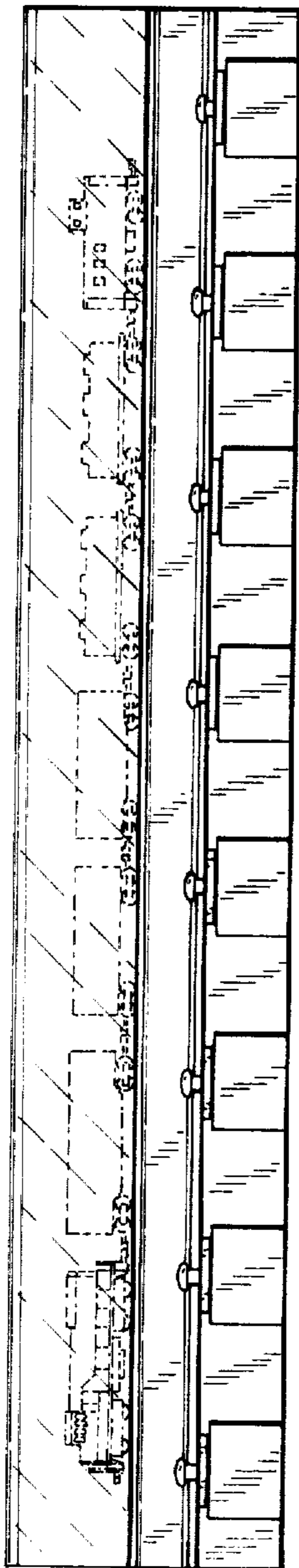


FIG. 1

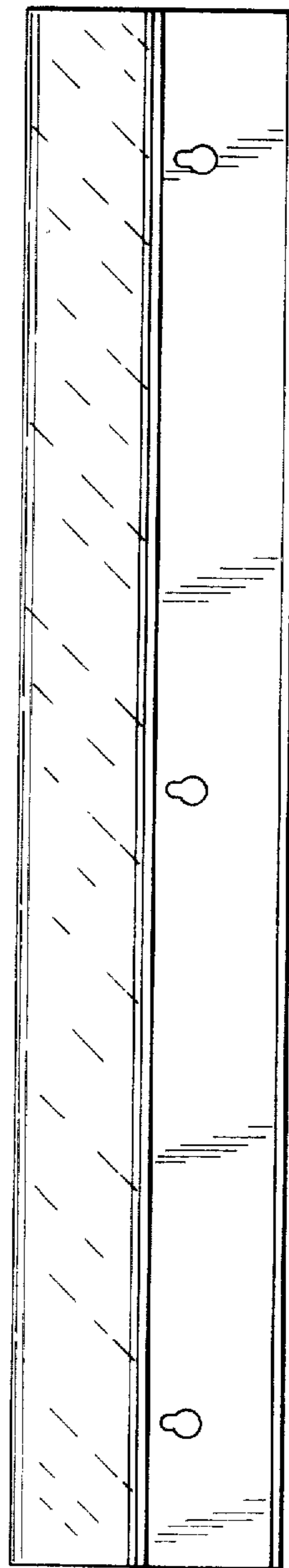


FIG. 2

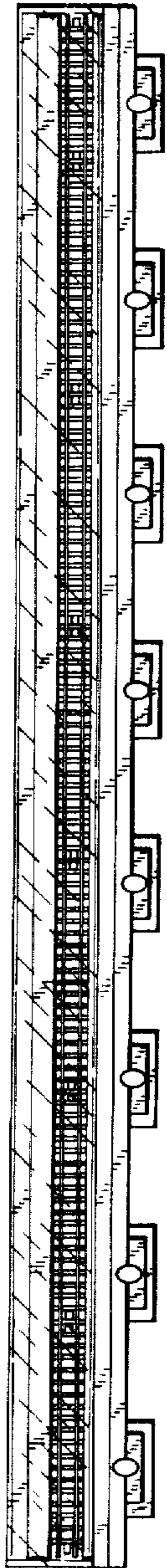


FIG. 3

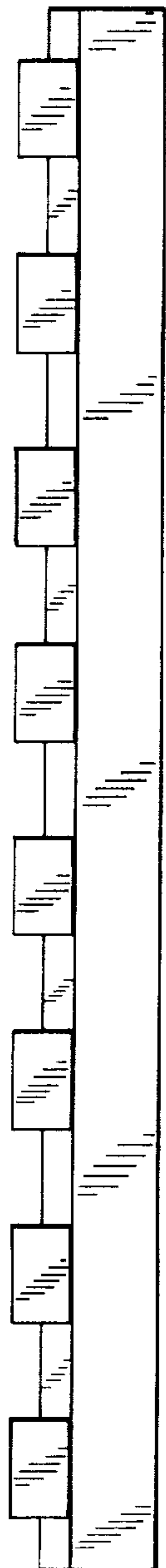
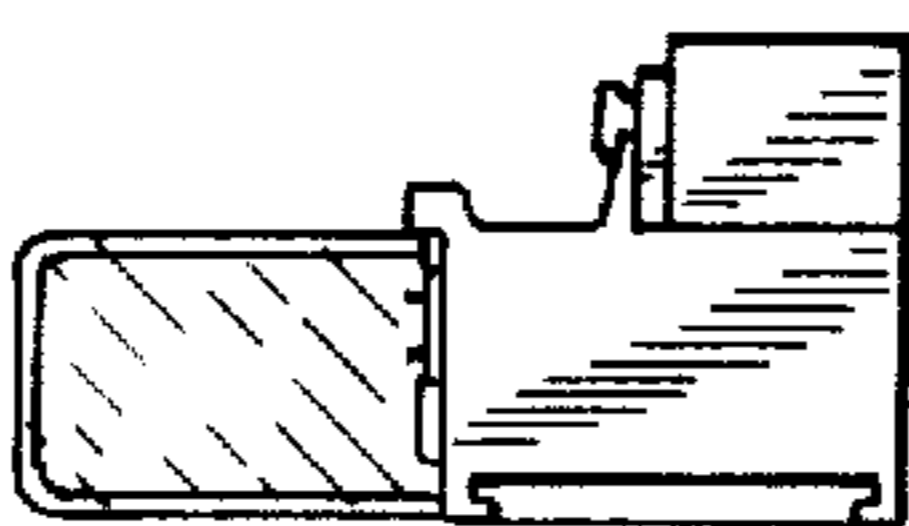
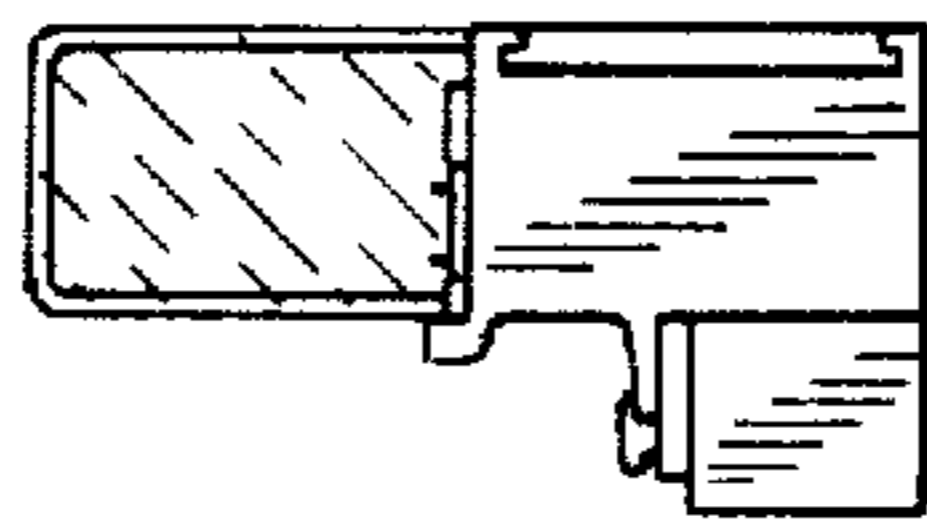


FIG. 4